



US00D358089S

# United States Patent [19]

[11] Patent Number: **Des. 358,089**

Wong et al.

[45] Date of Patent: **\*\* May 9, 1995**

## [54] CONTAINER

[76] Inventors: **Peter K. Wong; Shirley A. Wong,**  
both of 334 Stephens, Grosse Pointe  
Farms, Mich. 48236

[\*\*] Term: **14 Years**

[21] Appl. No.: **19,050**

[22] Filed: **Feb. 22, 1994**

[52] U.S. Cl. .... **D9/347; D9/500;**  
**D9/538**

[58] Field of Search ..... **D9/503, 500, 519, 538,**  
**D9/347, 341; 215/1 R, 1 C, 6, 10**

## [56] References Cited

### U.S. PATENT DOCUMENTS

- D. 103,152 2/1937 Katz ..... D9/538
- D. 112,545 12/1938 Younghusband ..... D9/545 X
- D. 184,358 2/1959 Lagin ..... D9/347
- D. 225,725 1/1973 Pettengill ..... D9/500


*Primary Examiner*—Lucy J. Lieberman  
*Attorney, Agent, or Firm*—Brooks & Kushman


## [57] CLAIM

The ornamental design for a container, as shown and described.

## DESCRIPTION


FIG. 1 is a disassembled perspective view illustrating the container of our new design;  
 FIG. 2 is an assembled front perspective view thereof, the rear of the container is the same in appearance as the front except for the conventional screw threading on the neck;  
 FIG. 3 is a top plan view thereof;  
 FIG. 4 is a bottom plan view thereof;  
 FIG. 5 is a disassembled perspective view of another embodiment of a container of our new design; and,  
 FIG. 6 is an assembled front perspective view of the modified embodiment of the container, the rear of the second embodiment is the same in appearance as the front except for the conventional screw threading on the neck.  
 The top and bottom plan views of the modified embodiment of the container shown in FIGS. 5 and 6 are respectively the same as FIGS. 3 and 4.



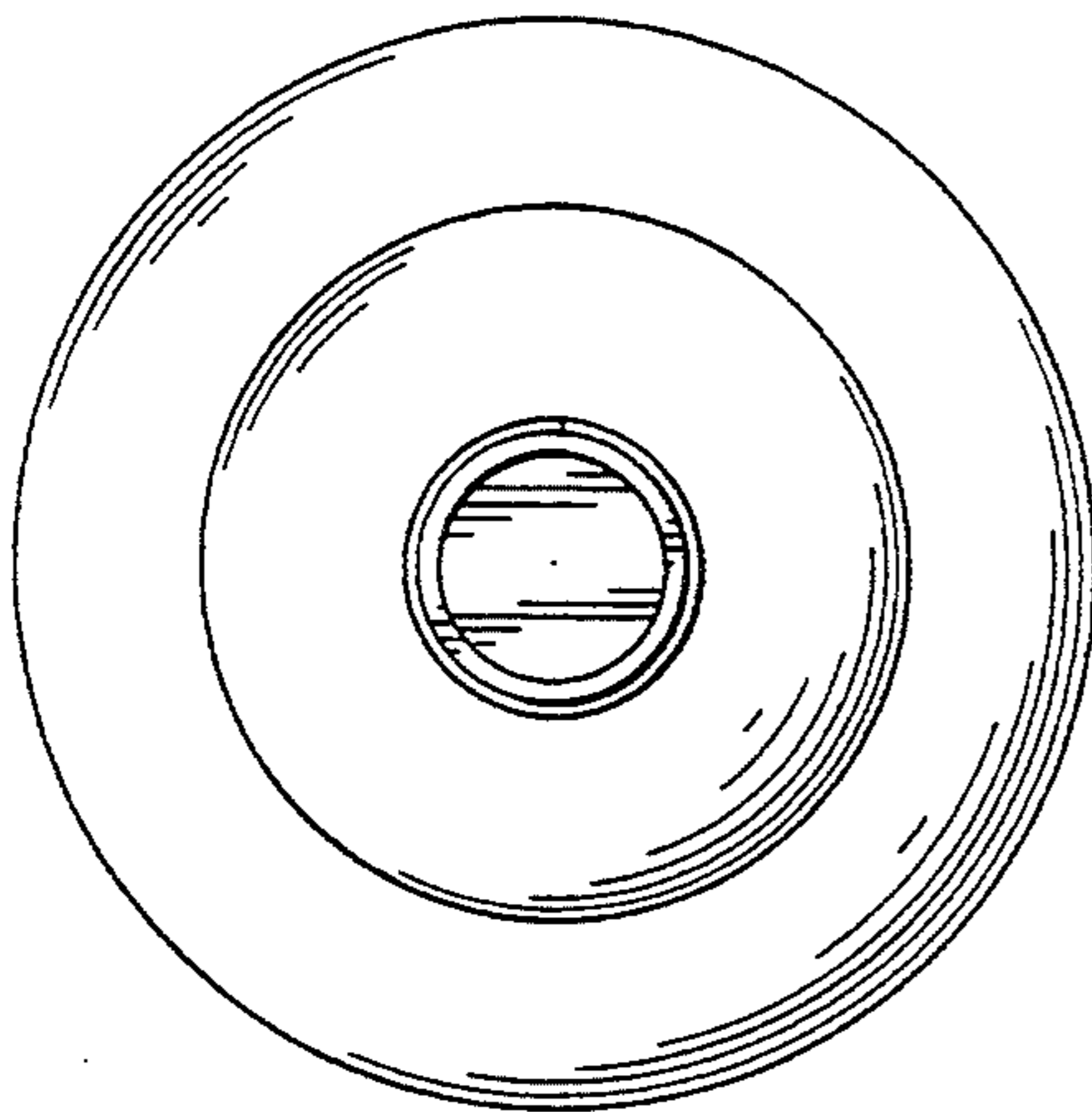


*Fig. 1*

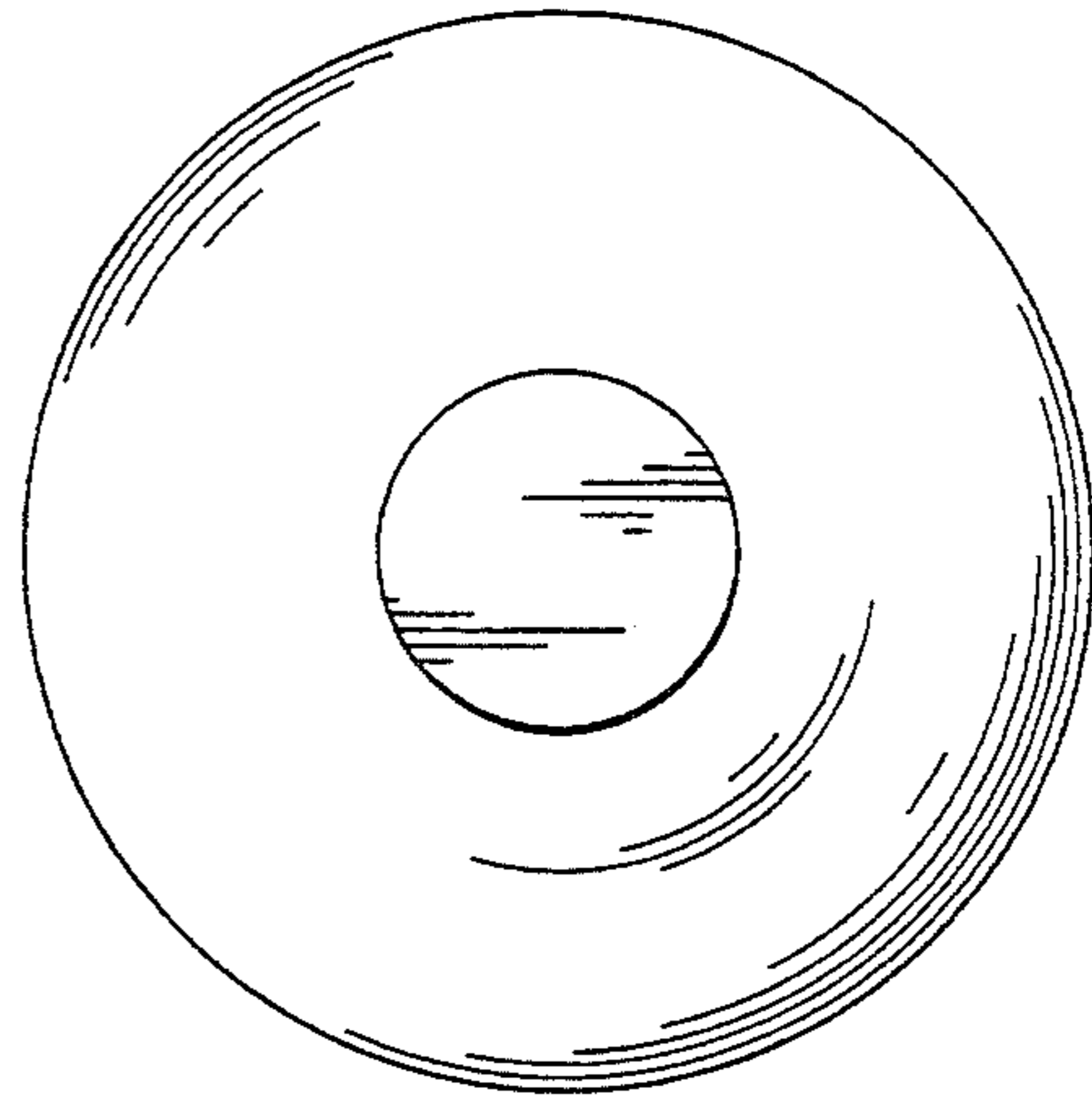
*Fig. 2*




*Fig. 4*



*Fig. 3*





*Fig. 5*

*Fig. 6*

