



US00D358063S

United States Patent [19]

[11] Patent Number: **Des. 358,063**

Larkin

[45] Date of Patent: **** May 9, 1995**

[54] CHAIR

[75] Inventor: **Robert F. Larkin, High Point, N.C.**

[73] Assignee: **Miller Desk, Inc., High Point, N.C.**

[**] Term: **14 Years**

[21] Appl. No.: **11,585**

[22] Filed: **Aug. 10, 1993**

[52] U.S. Cl. **D6/366**

[58] Field of Search D6/334, 365, 366, 379,
D6/500, 501, 502; 297/411.44

D. 339,924	10/1993	Fahnstrom et al.	D6/366
D. 339,926	10/1993	Fahnstrom et al.	D6/366
D. 339,927	10/1993	Fahnstrom et al.	D6/366
D. 343,740	2/1994	Ginat	D6/366
D. 345,060	3/1994	Duncan	D6/366

OTHER PUBLICATIONS

Interiors, Jul. 1981, p. 39, Curtis chair shown.

Primary Examiner—Alan P. Douglas

Assistant Examiner—Gary D. Watson

Attorney, Agent, or Firm—Brian D. Voyce

[57] CLAIM

The ornamental design for a chair, as shown and described.

References Cited

U.S. PATENT DOCUMENTS

D. 234,383	2/1975	Tacke	D6/366
D. 256,740	9/1980	Acton	D6/366
D. 274,869	7/1984	Aronowitz et al.	D6/366
D. 277,525	2/1985	Buhk et al.	D6/366
D. 282,510	2/1986	Diffrient	D6/366
D. 320,507	10/1991	Shields	D6/366
D. 320,704	10/1991	Monesi	D6/366

DESCRIPTION

FIG. 1 is a front view of a chair;
FIG. 2 is a rear view of a chair;
FIG. 3 is a front elevational view;
FIG. 4 is a rear elevational view;
FIG. 5 is a left side elevational view; and,
FIG. 6 is a right side elevational view.



FIGURE 1



FIGURE 2

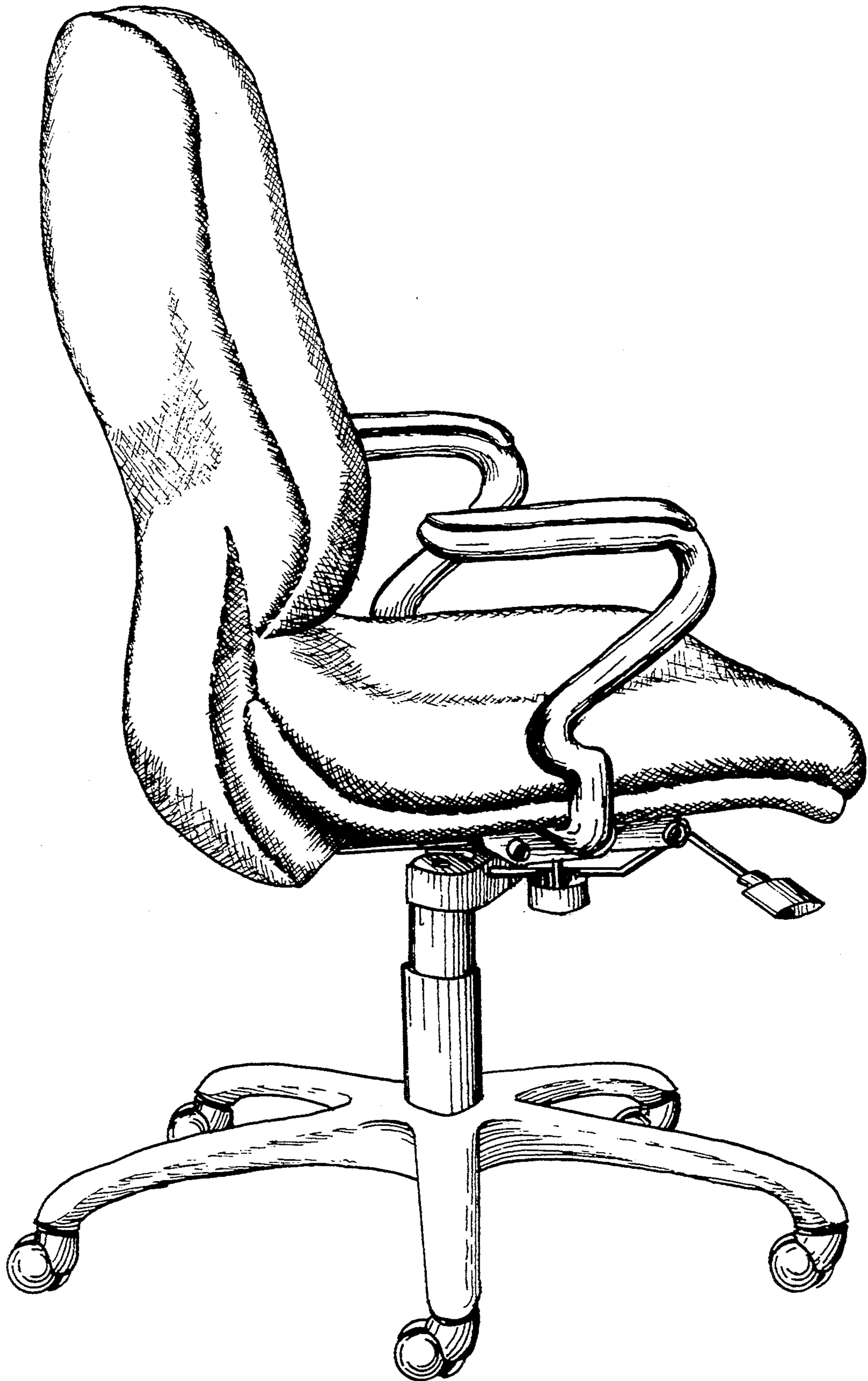


FIGURE 3

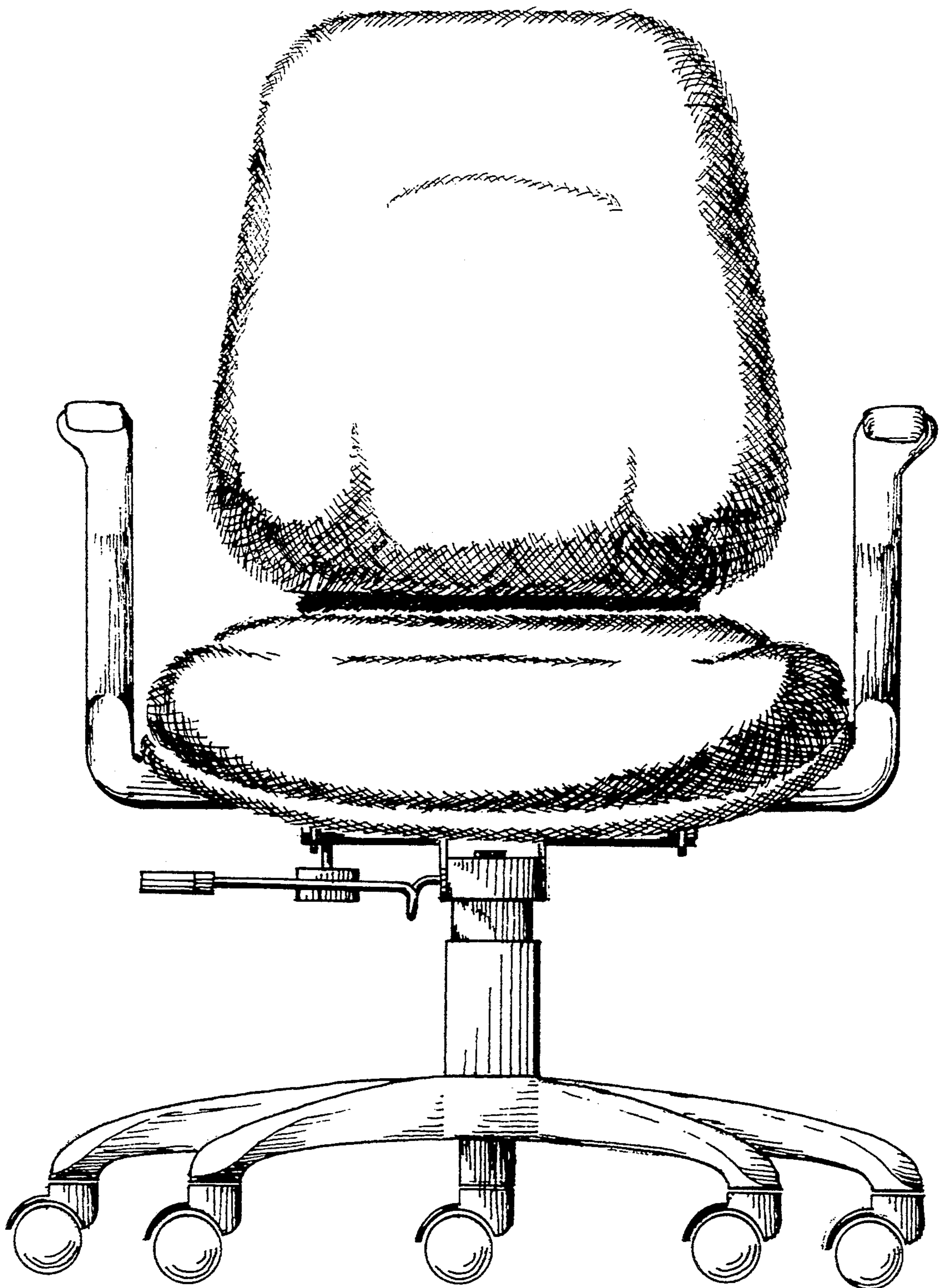


FIGURE 4

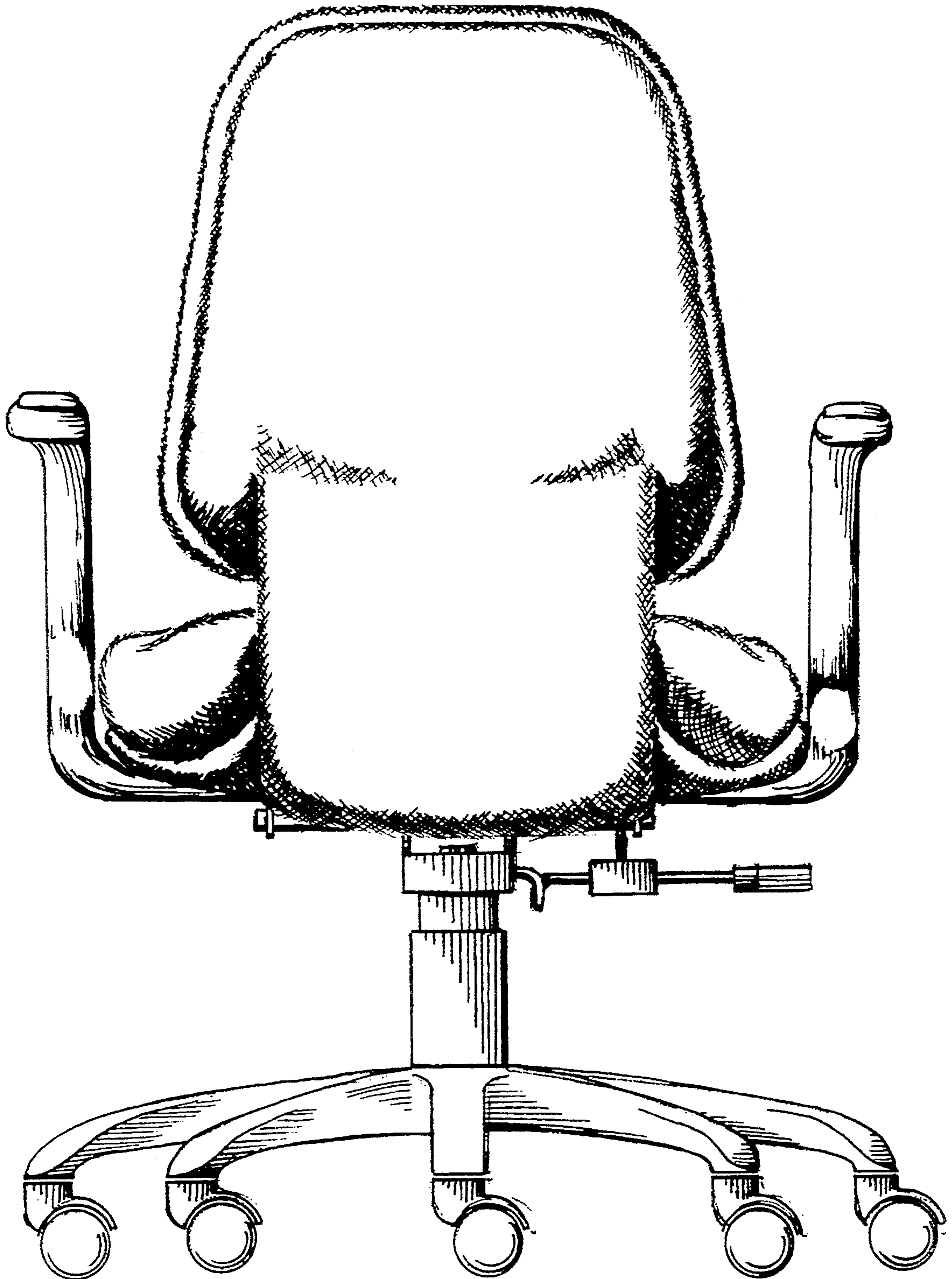


FIGURE 5

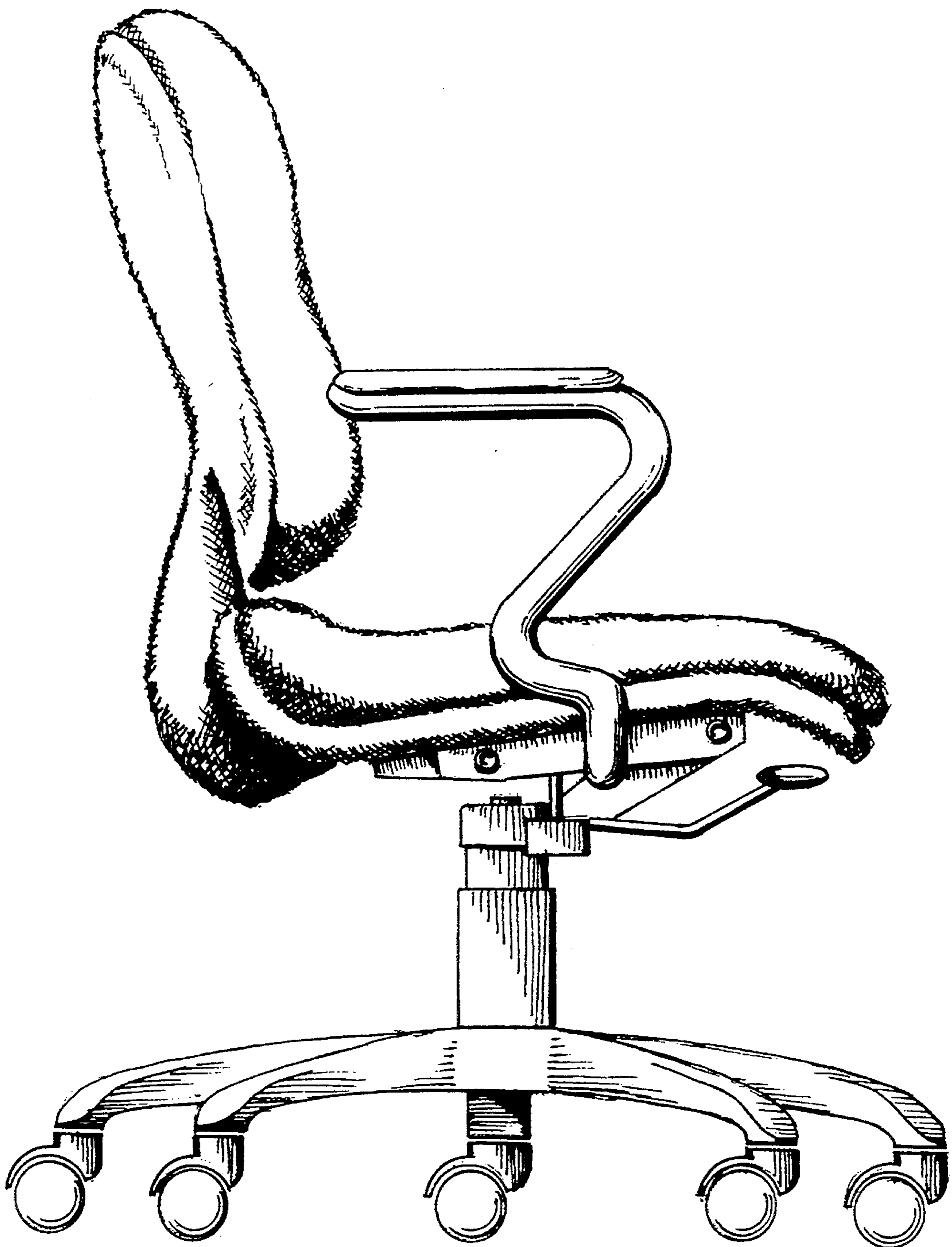


FIGURE 6

