



US00D358055S

# United States Patent [19]

[11] Patent Number: **Des. 358,055**

Long et al.

[45] Date of Patent: **\*\* May 9, 1995**

[54] **CASE FOR COMPACT DISCS**

[75] Inventors: **Jerry M. Long**, Stockton;  
**Christopher G. Palmer**, Tracy; **Peter J. Palmer**, San Jose, all of Calif.

[73] Assignee: **Creative Point, Inc.**, Fremont, Calif.

[\*] Notice: The portion of the term of this patent subsequent to Aug. 30, 2008 has been disclaimed.

[\*\*] Term: **14 Years**

[21] Appl. No.: **933,041**

[22] Filed: **Aug. 20, 1992**

[52] U.S. Cl. .... **D6/632; D6/407**

[58] Field of Search ..... **D3/30.1, 35, 74; D6/407; D9/423, 432; 206/387, 244, 425**

[56] **References Cited**

**U.S. PATENT DOCUMENTS**

- D. 9,110 2/1876 Chandler ..... D9/432
- D. 9,689 1/1877 Morgan ..... D9/423
- D. 118,893 2/1940 Trevisan ..... D9/423

- D. 219,433 12/1970 Brink ..... D9/432
- D. 254,122 2/1980 Wintz ..... D3/74
- D. 257,800 1/1981 Pedersen ..... D3/74
- D. 274,408 6/1984 Fernandez ..... D9/423
- D. 288,983 3/1987 Juhas et al. .... D3/35
- D. 306,973 4/1990 Kaplan ..... D9/432
- D. 337,668 7/1993 van der Molen ..... D6/407

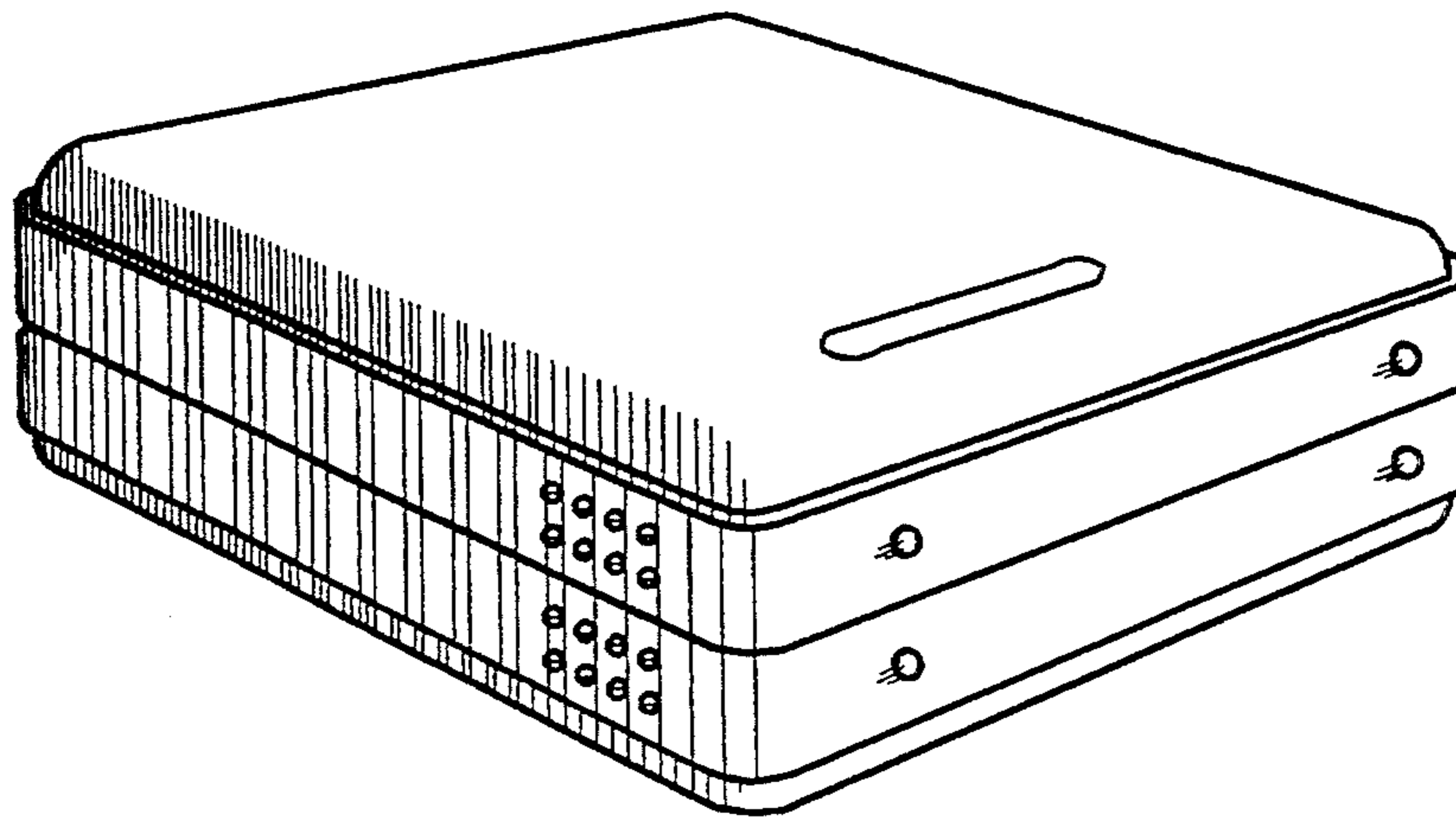
*Primary Examiner*—A. Hugo Word  
*Assistant Examiner*—Celia Murphy  
*Attorney, Agent, or Firm*—Michael J. Hughes

[57] **CLAIM**

The ornamental design for a case for compact discs, as shown and described.

**DESCRIPTION**

FIG. 1 is a perspective view of a case for compact discs showing our new design;  
FIG. 2 is a top plan view thereof;  
FIG. 3 is a left side elevational view thereof;  
FIG. 4 is a front elevational view thereof;  
FIG. 5 is a bottom plan view thereof;  
FIG. 6 is a right side elevational view thereof; and,  
FIG. 7 is a rear elevational view thereof.



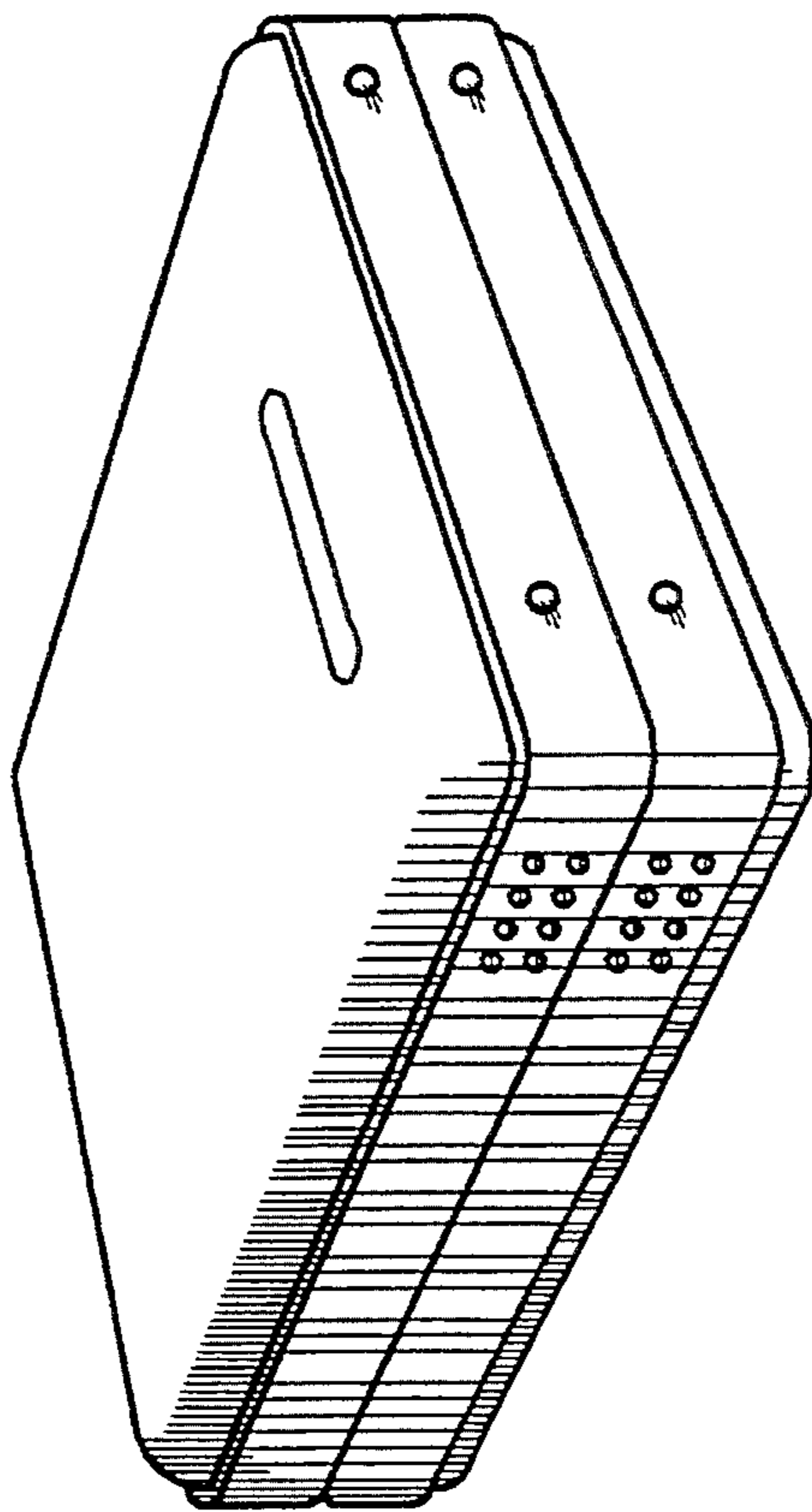


FIG. 1




FIG. 3




FIG. 2



FIG. 4




FIG. 6




FIG. 5




FIG. 7