



US00D358053S

United States Patent [19]

[11] Patent Number: **Des. 358,053**

Austin

[45] Date of Patent: **** May 9, 1995**

[54] FLOOR MAT

[76] Inventor: **John Austin, 708 Triana Pl., Monterey Park, Calif. 91754**

[**] Term: **14 Years**

[21] Appl. No.: **8,624**

[22] Filed: **May 20, 1993**

[52] U.S. Cl. **D6/585; D6/582**

[58] Field of Search **D6/582, 583, 585, 586, D6/587; D12/203; 4/581, 582, 583; 5/417, 418, 419, 420, 900.5; 15/215, 216, 217**

3,802,144	4/1974	Spica	52/591
4,059,865	11/1977	Schmidt	15/217 X
4,133,481	1/1979	Bennett	238/14
4,478,901	10/1984	Dickens	428/120
5,104,715	4/1992	Cruz	428/131

Primary Examiner—Louis S. Zarfaz
Assistant Examiner—Monica A. Hannon
Attorney, Agent, or Firm—John F. Sicotte

[57] CLAIM

The ornamental design for a floor mat, as shown and described.

DESCRIPTION

FIG. 1 is a top view of the floor mat of the present invention;

FIG. 2 is a left side view of the floor mat of FIG. 1;

FIG. 3 is a right side view of the floor mat of FIG. 1;

FIG. 4 is a bottom view of the floor mat of FIG. 1;

FIG. 5 is a front view of the floor mat of FIG. 1;

FIG. 6 is a rear view of the floor mat of FIG. 1; and,

FIG. 7 is a perspective view of the floor mat of FIG. 4.

[56] References Cited

U.S. PATENT DOCUMENTS

D. 196,832	11/1963	Freeman	D6/587 X
D. 233,832	12/1974	Becker	D6/585 X
D. 238,538	1/1976	Smith	D6/583 X
D. 301,530	6/1989	Jonker	D6/585
D. 343,087	1/1994	Kaiser	D6/583
1,948,327	12/1930	Berwick	154/49
2,800,688	7/1957	Lobel	15/215 X

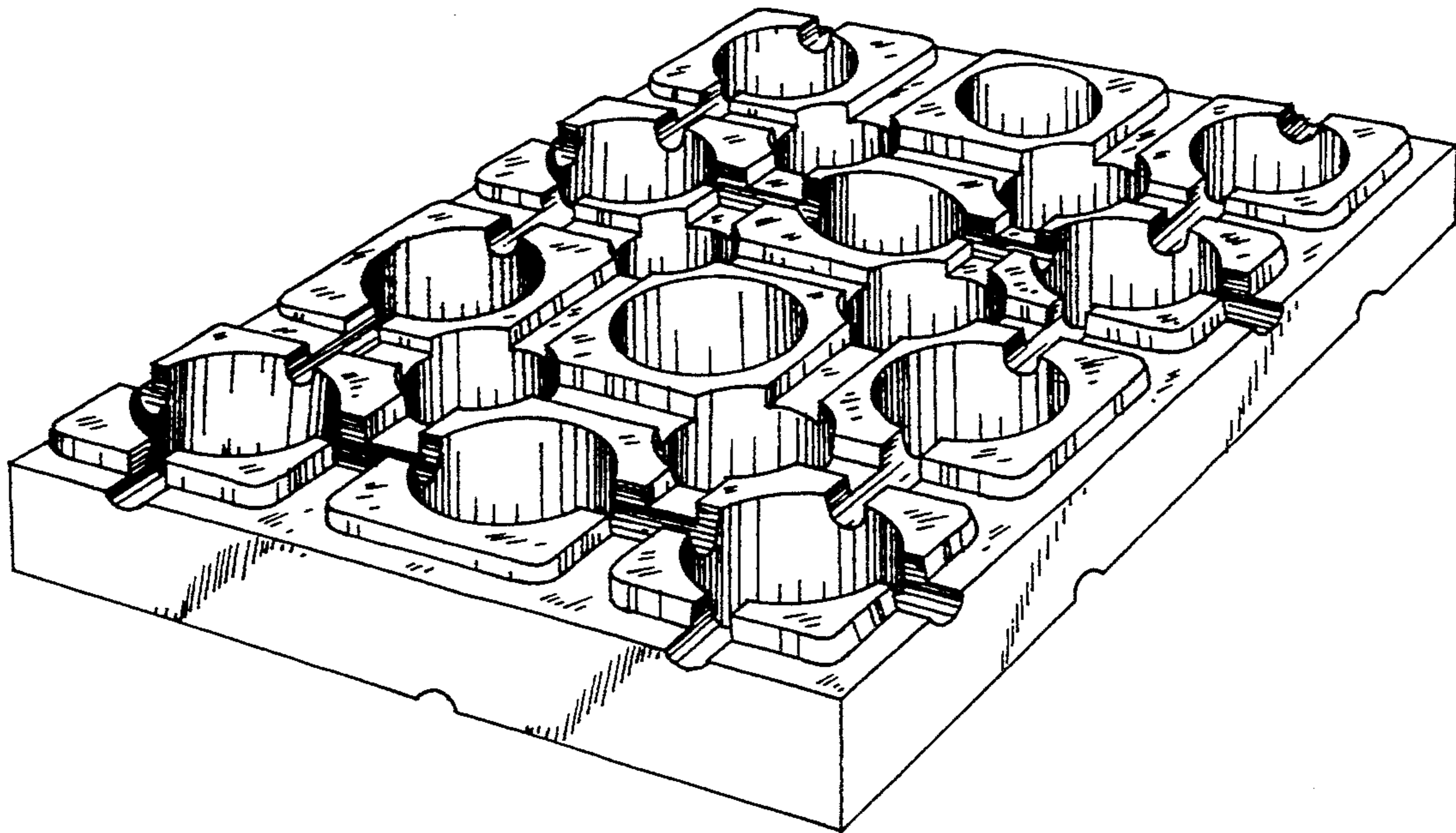




FIG. 2




FIG. 1

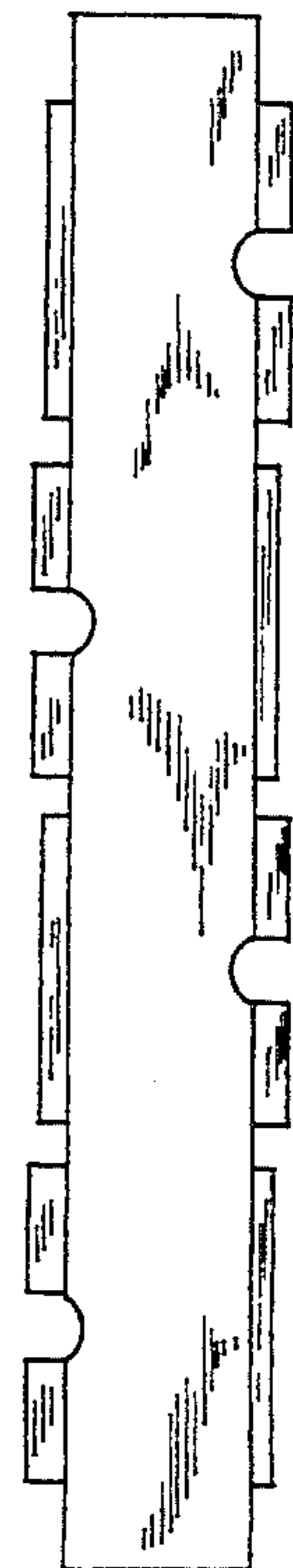


FIG. 3

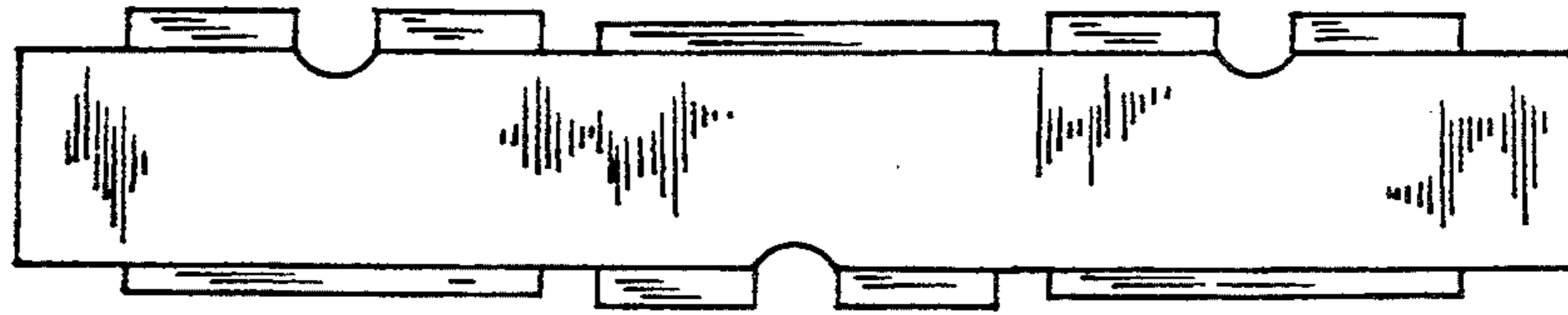


FIG. 5




FIG. 4

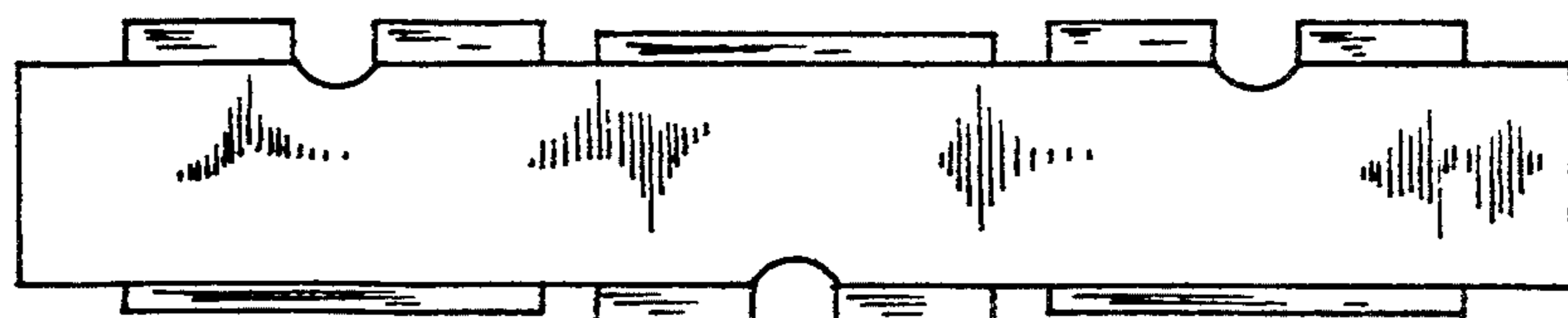


FIG. 6

FIG. 7

