



US00D358017S

# United States Patent [19]

[11] Patent Number: **Des. 358,017**

Clark et al.

[45] Date of Patent: **\*\* May 2, 1995**

[54] **OBJECT FOR USE IN MEDITATION AND TRANQUILITION**

[76] Inventors: **Karen Clark**, P.O. Box 351; **Marilyn Stewart**, Rte. 1 Box 185 A-1; **Myne Denney**, P.O. Box 351, all of Timpson, Tex. 75975

[\*\*] Term: **14 Years**

[21] Appl. No.: **20,371**

[22] Filed: **Mar. 25, 1994**

[52] U.S. Cl. .... **D99/99**

[58] Field of Search ..... D99/34, 99; D11/1-5, D11/7, 8, 11-13; D3/54; D2/512, 261, 606, 605, 609, 627, 699; D28/39, 82, 41, 42; 63/1.1, 2, 3

[56] **References Cited**

**U.S. PATENT DOCUMENTS**

- D. 175,510 9/1955 Katz ..... D11/8
- D. 220,019 2/1971 Solomon ..... D28/39

- D. 245,834 9/1977 Wilbert ..... D11/4
- D. 265,807 8/1982 Barr ..... D11/8
- D. 278,175 3/1985 Hardtke ..... D99/99
- D. 292,180 10/1987 Seraile ..... D11/3
- D. 311,836 11/1990 Dala et al. .... D11/3

*Primary Examiner*—Alan P. Douglas  
*Assistant Examiner*—Jeffrey H. Musgrove  
*Attorney, Agent, or Firm*—Hugh E. Smith

[57] **CLAIM**

The ornamental design for a object for use in meditation and tranquility, as shown and described.

**DESCRIPTION**

FIG. 1 is a front elevational view of the object for use in meditation and tranquility showing my new design; FIG. 2 is a rear elevational view thereof; FIG. 3 is a left side elevational view thereof; FIG. 4 is a right side elevational view thereof; FIG. 5 is a top plan view thereof; FIG. 6 is a bottom plan view thereof; and, FIG. 7 is an isometric view thereof.

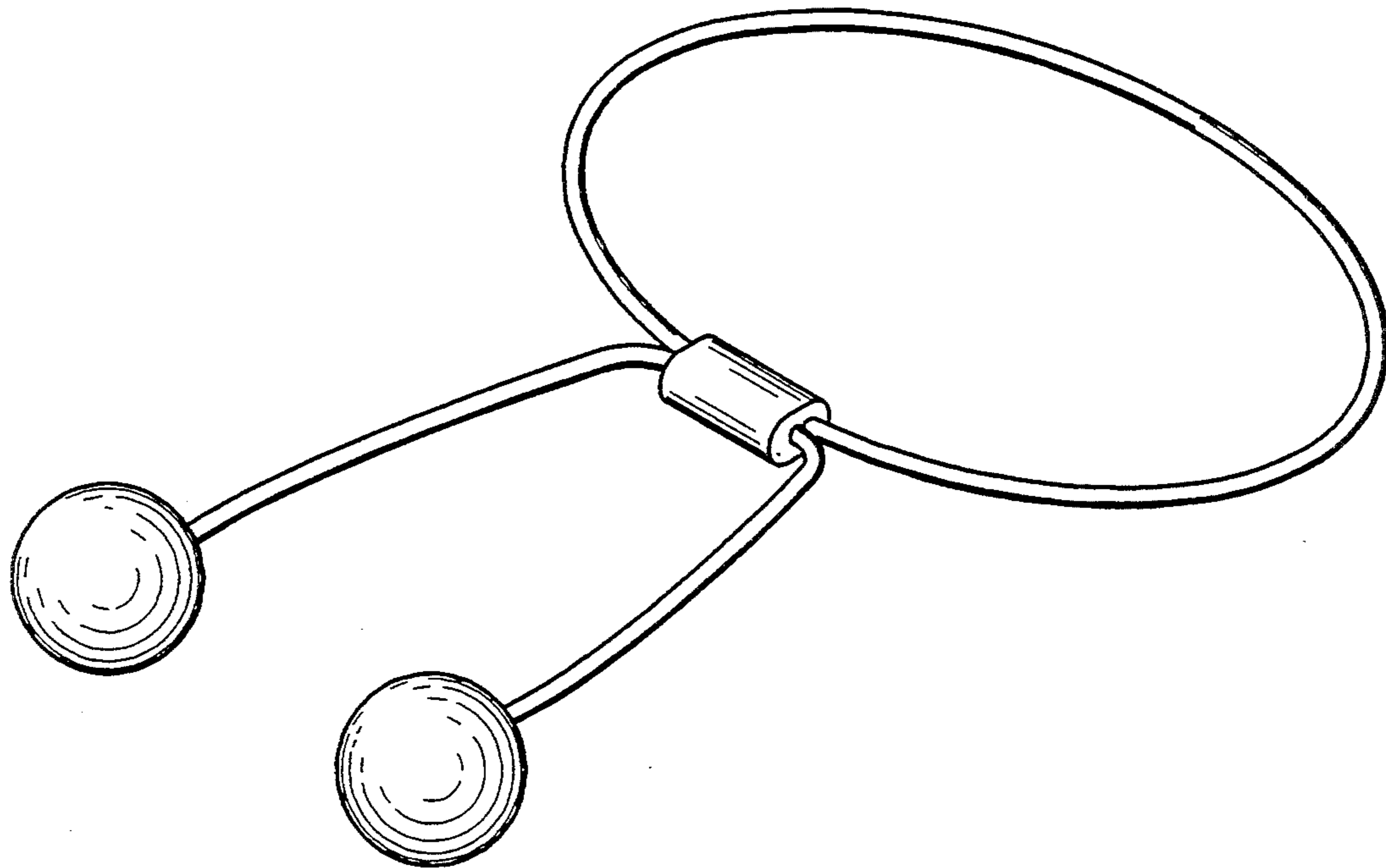


FIG. 1

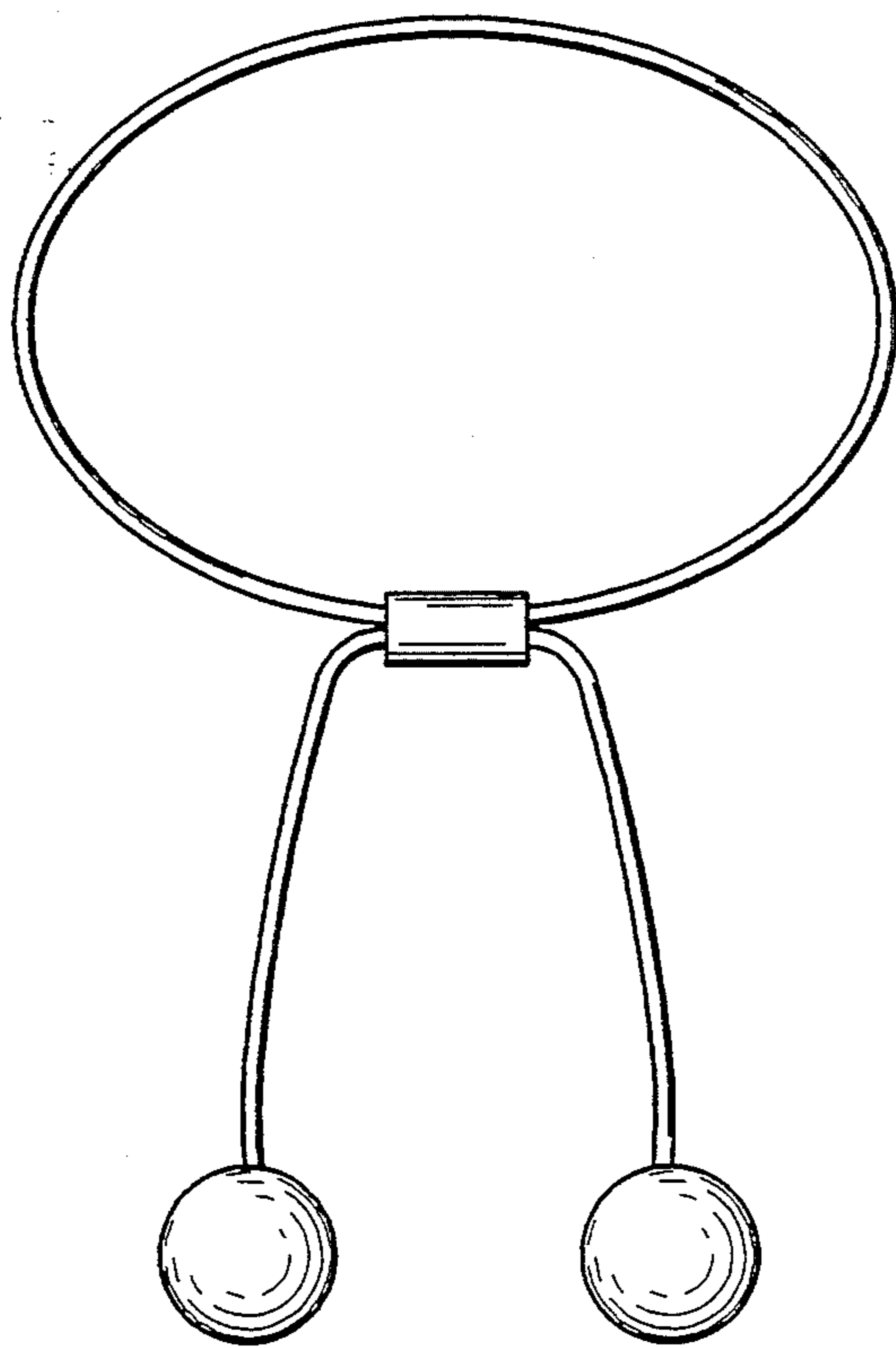
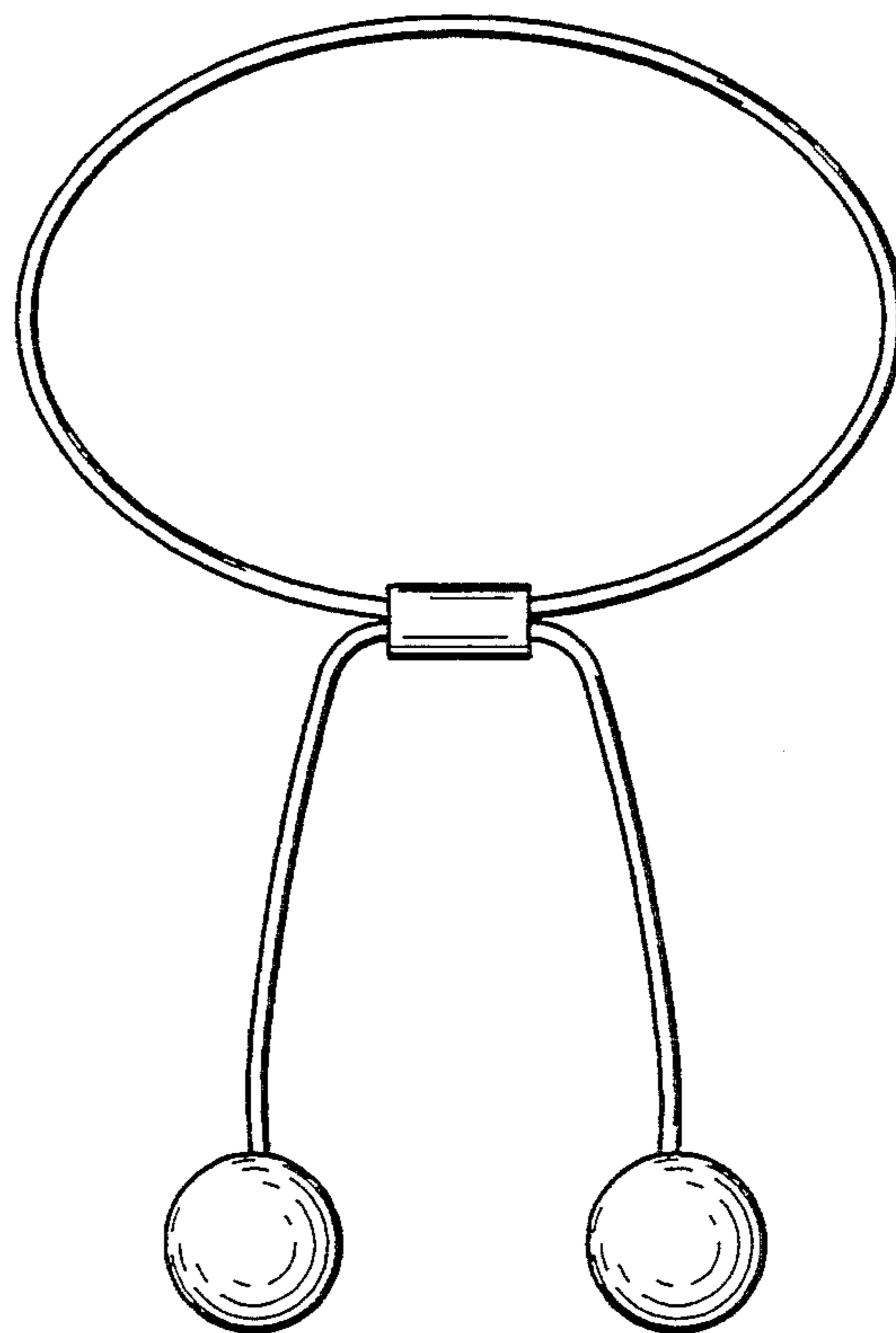
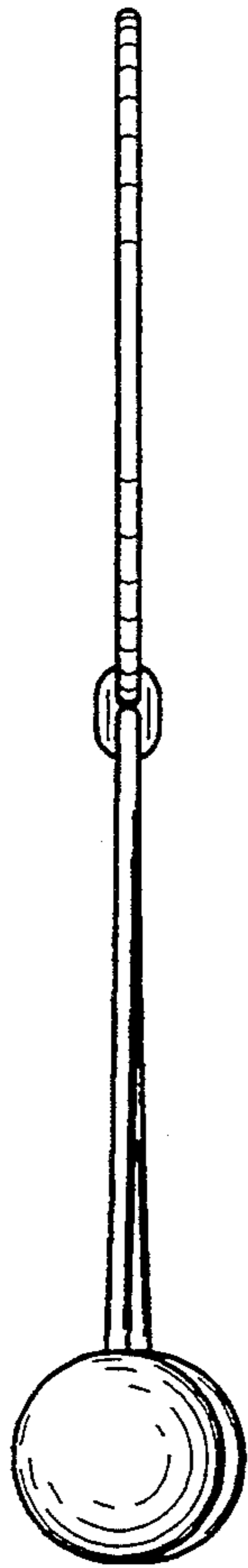


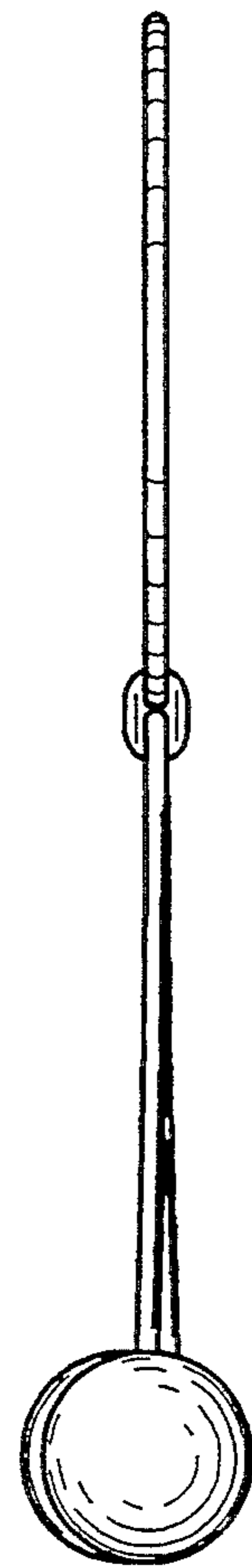
FIG. 2



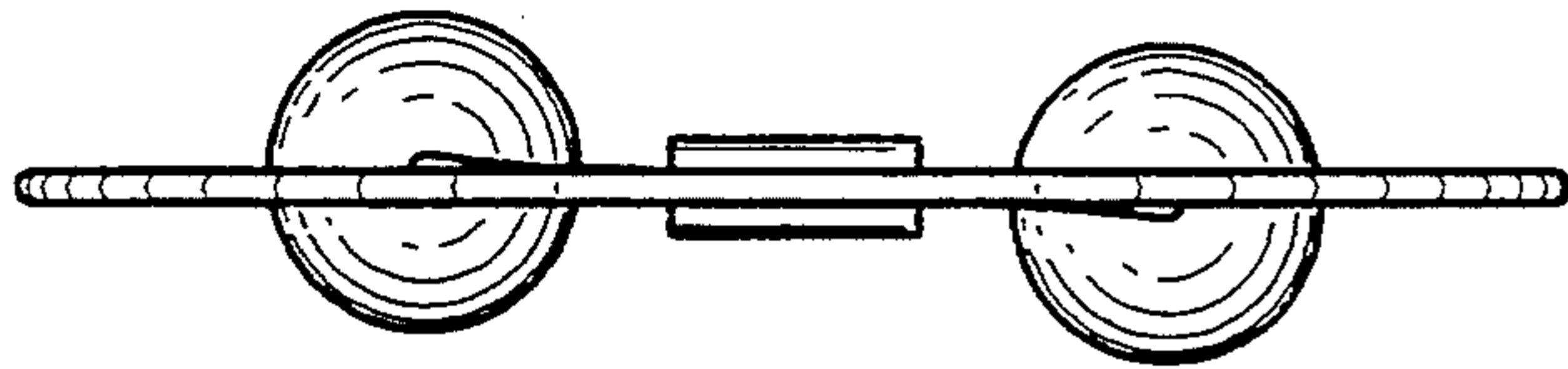
*FIG. 3*



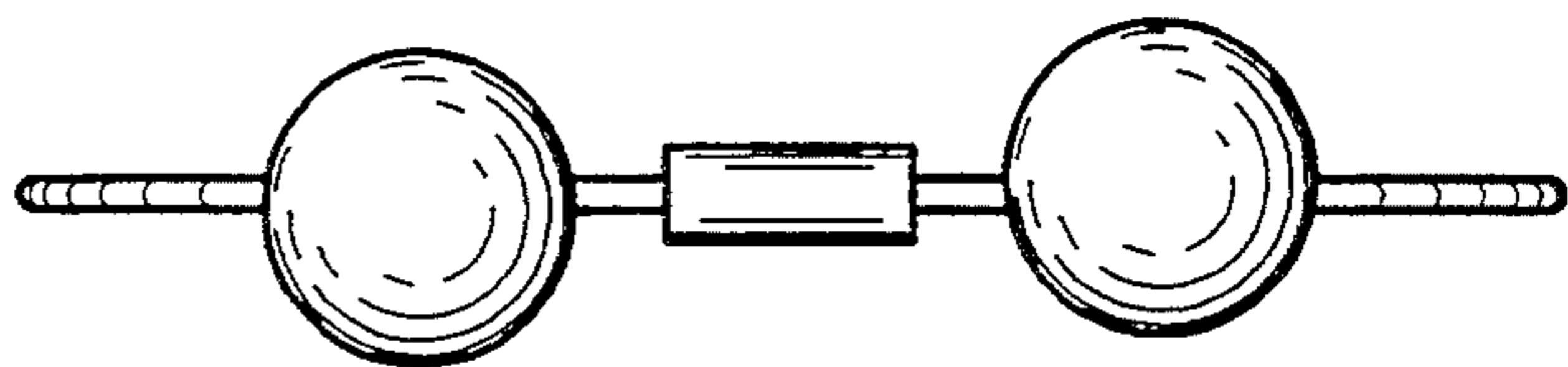
*FIG. 4*



*FIG. 5*



*FIG. 6*



*FIG. 7*

