



US00D358015S

United States Patent [19]

[11] Patent Number: **Des. 358,015**

Baumgartner et al.

[45] Date of Patent: **** May 2, 1995**

[54] COIN HOLDER

[76] Inventors: **Michael H. Baumgartner; Mary Jo Doering**, both of 403 N. 10th St., Olivia, Minn. 56277

[**] Term: **14 Years**

[21] Appl. No.: **20,260**

[22] Filed: **Mar. 23, 1994**

[52] U.S. Cl. **D99/34**

[58] Field of Search D99/37, 34, 35, 36, D99/43, 99; 206/0.8, 0.81, 0.82, 0.83, 0.84; 446/8-14; 232/4 R; D22/104; 42/59, 78, 79; 222/98, 102, 325, 162, 391

D. 350,006	8/1994	Wan	D99/37
4,216,878	8/1980	Naud	.	
4,221,227	9/1980	Heiman	.	
4,462,414	7/1984	Gordon	.	
4,792,057	12/1988	Mizer et al.	.	
4,998,645	3/1991	Pearson	.	

Primary Examiner—Alan P. Douglas
Assistant Examiner—Jeffrey H. Musgrove

[57] **CLAIM**

The ornamental design for the coin holder, as shown and described.

DESCRIPTION

FIG. 1 is a front elevational view of the coin holder showing our new design;
FIG. 2 is a rear elevational view thereof;
FIG. 3 is a left side elevational view thereof;
FIG. 4 is a right side elevational view thereof;
FIG. 5 is a top plan view thereof; and,
FIG. 6 is a bottom plan view thereof.

[56] **References Cited**

U.S. PATENT DOCUMENTS

D. 308,277	5/1990	Walker	D99/34
D. 308,278	5/1990	Edwards	D99/34
D. 345,002	3/1994	Strayer et al.	D22/104

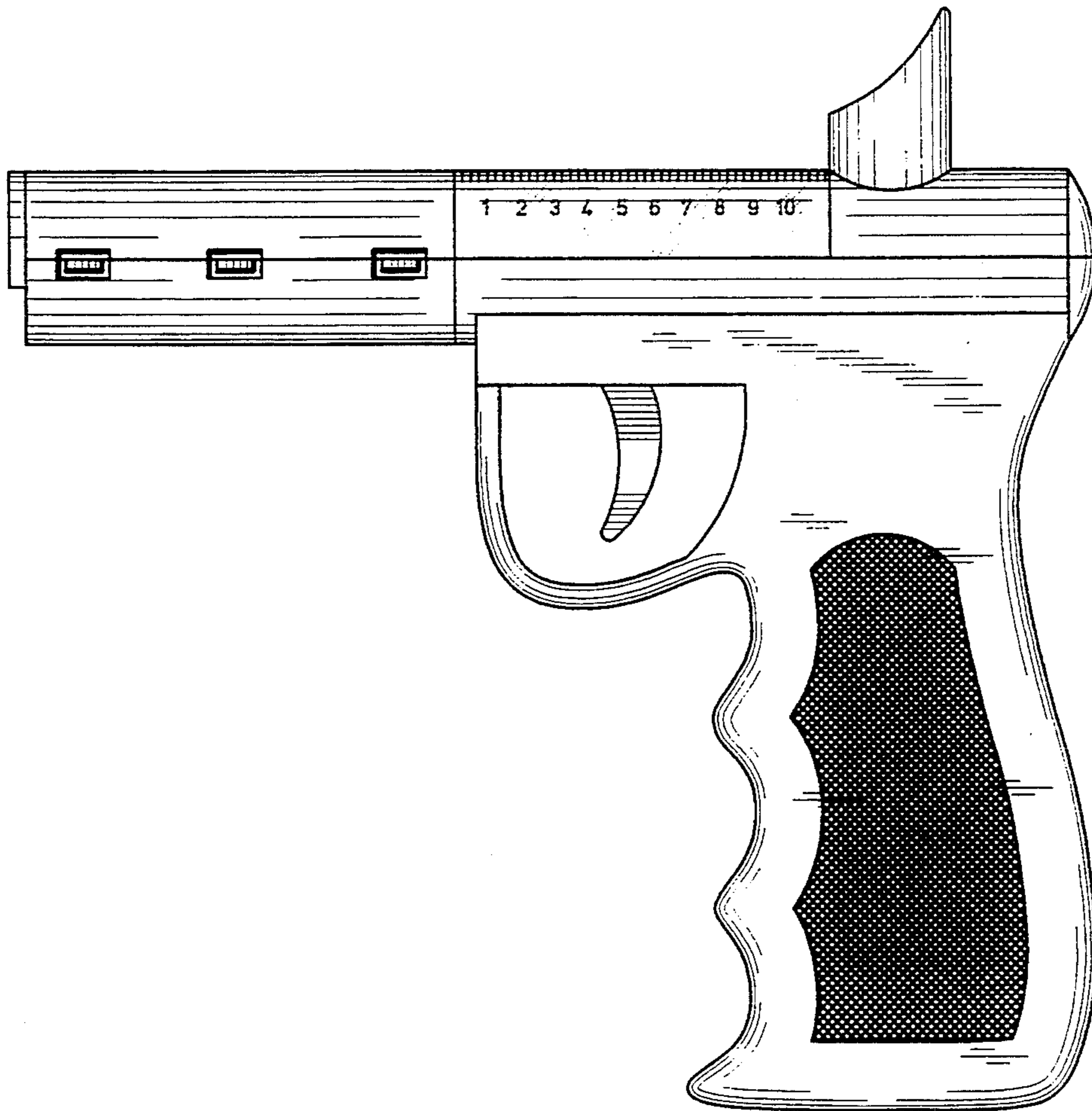


FIG. 1

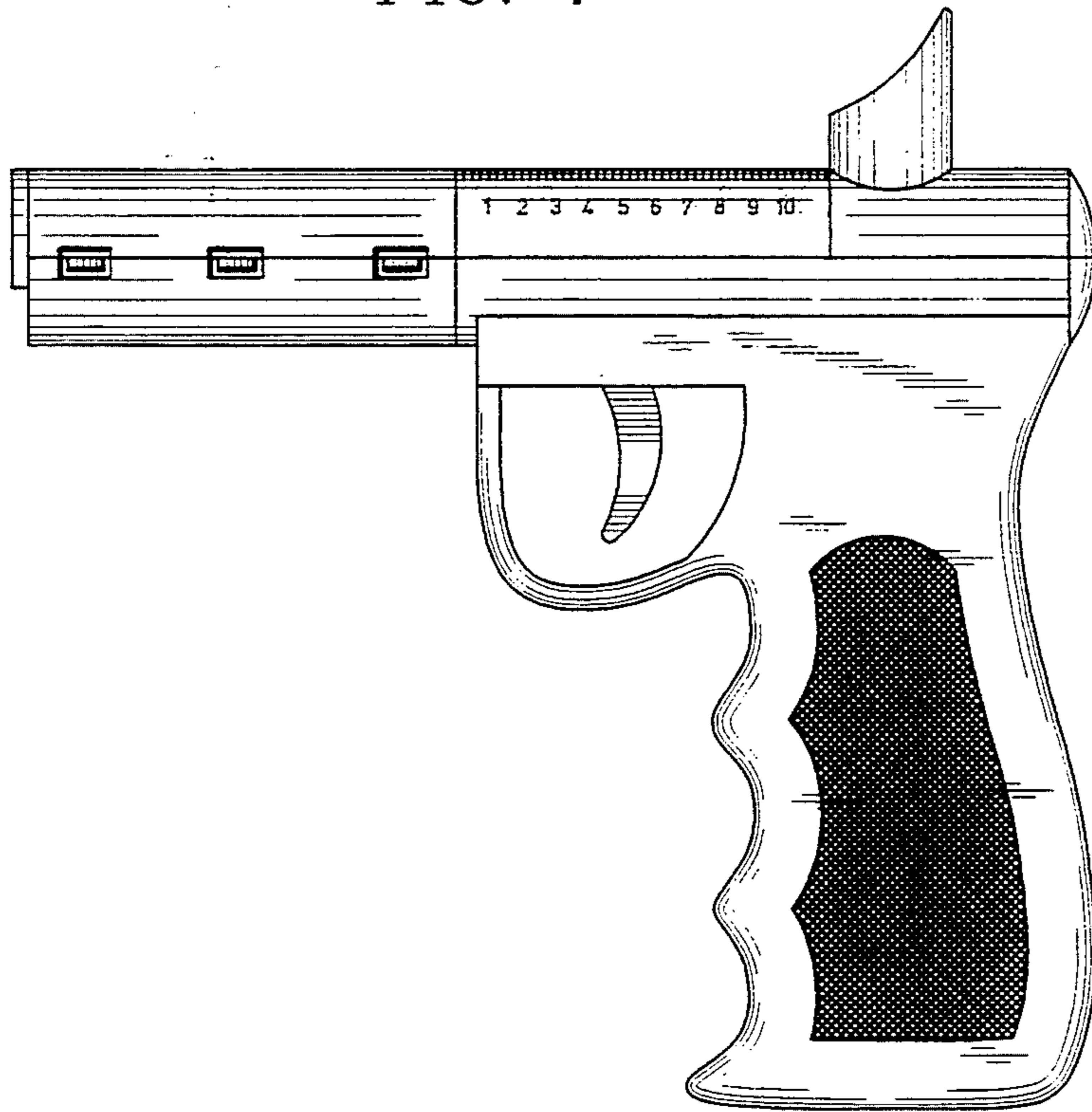


FIG. 2

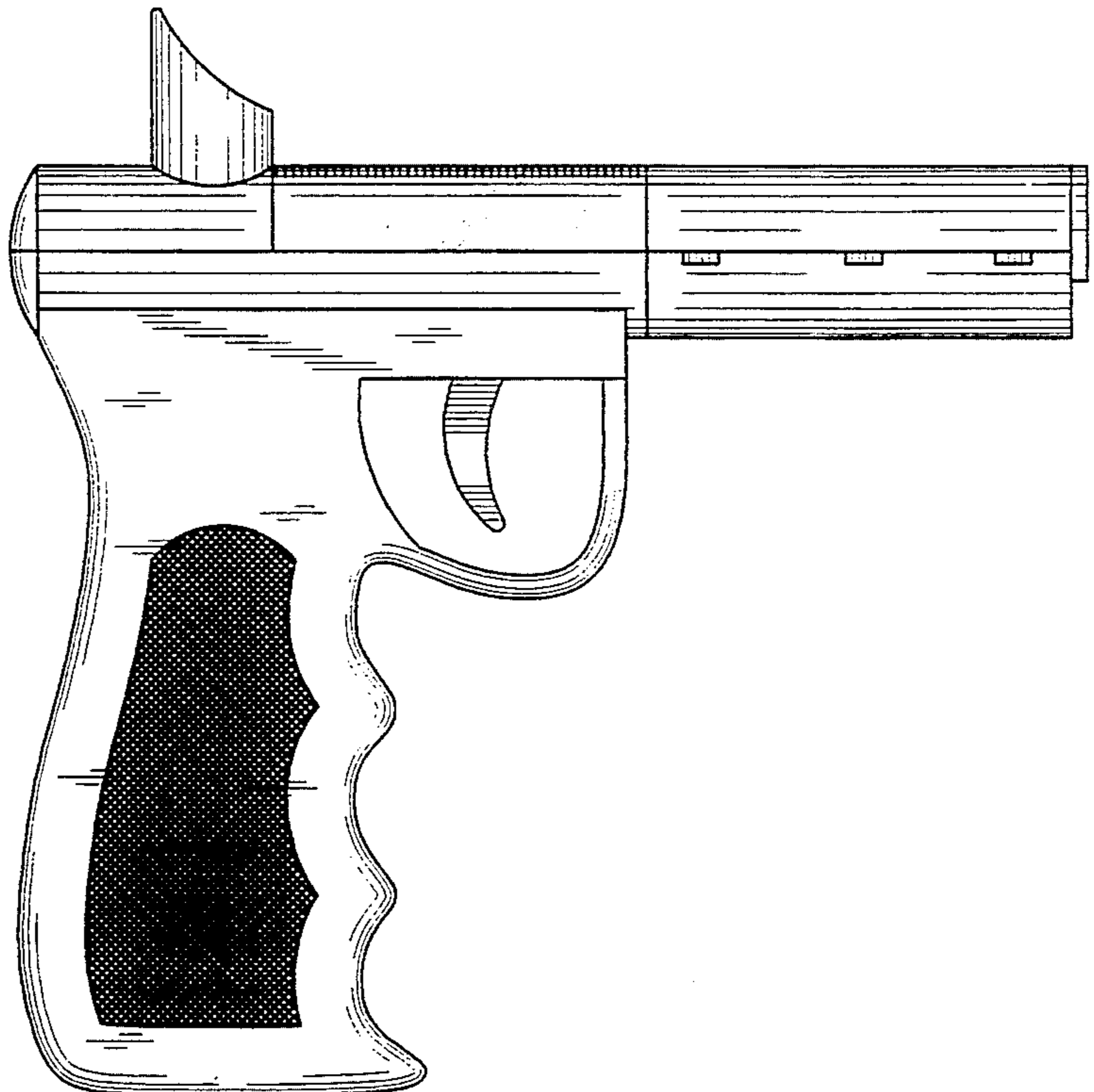


FIG. 3

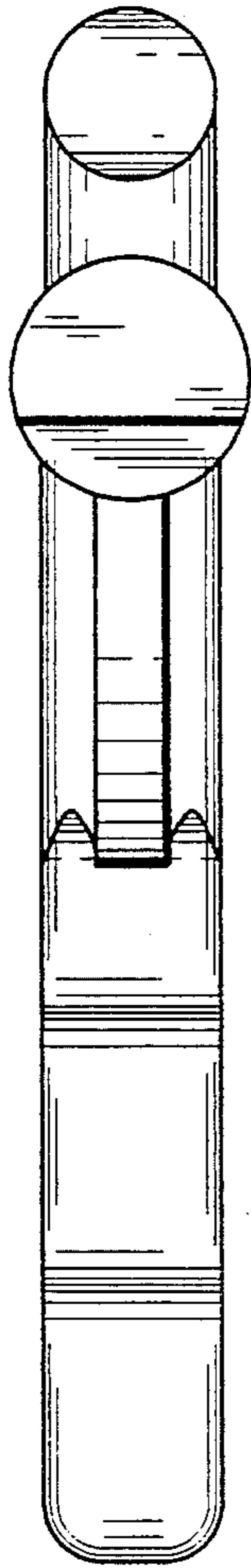


FIG. 4




FIG. 5

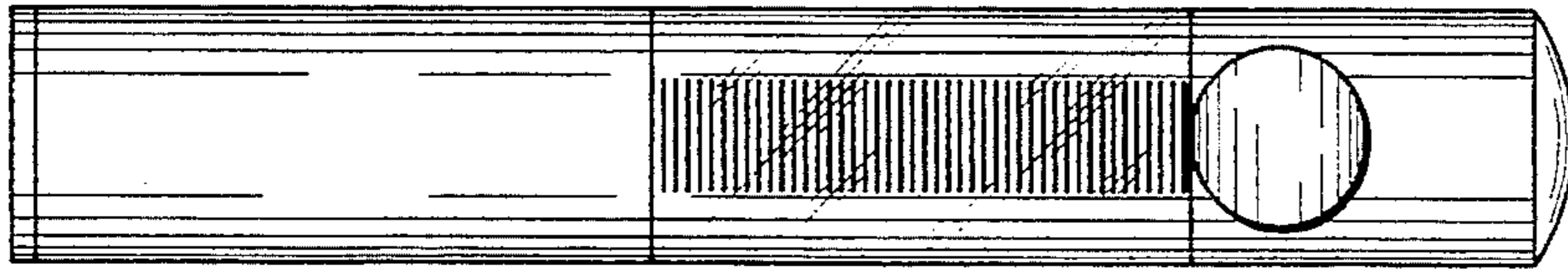


FIG. 6

