



US00D358012S

United States Patent [19]

[11] Patent Number: **Des. 358,012**

Faulkner et al.

[45] Date of Patent: **** May 2, 1995**

[54] RECYCLING CONTAINER

[76] Inventors: **Kenneth W. Faulkner**, 901 Second St., Delanco, N.J. 08075; **Jack Winkelspecht**, 306 Orange Dr., Edgewater Park, N.J. 08010

[**] Term: **14 Years**

[21] Appl. No.: **14,273**

[22] Filed: **Oct. 18, 1993**

[52] U.S. Cl. **D34/1**

[58] Field of Search **D34/1, 5-9, D34/11; 220/675, 908-911, DIG. 12, DIG. 14, 500, 553, 555; D9/428, 429, 415, 454**

[56] References Cited

U.S. PATENT DOCUMENTS

- D. 312,522 11/1990 Brosius .
- D. 319,126 8/1991 Blackman .
- D. 322,032 12/1991 Palisin, Jr. .
- D. 326,746 6/1992 Adams .
- D. 327,760 7/1992 Donnelly .
- D. 328,510 8/1992 Brusing D34/1
- D. 330,955 11/1992 Humphries .
- D. 330,956 11/1992 Severino .
- D. 332,676 1/1993 Benson .
- 4,750,638 6/1988 Sosower 220/909

Primary Examiner—Wallace R. Burke

Assistant Examiner—Robin V. Taylor
Attorney, Agent, or Firm—Richard C. Litman

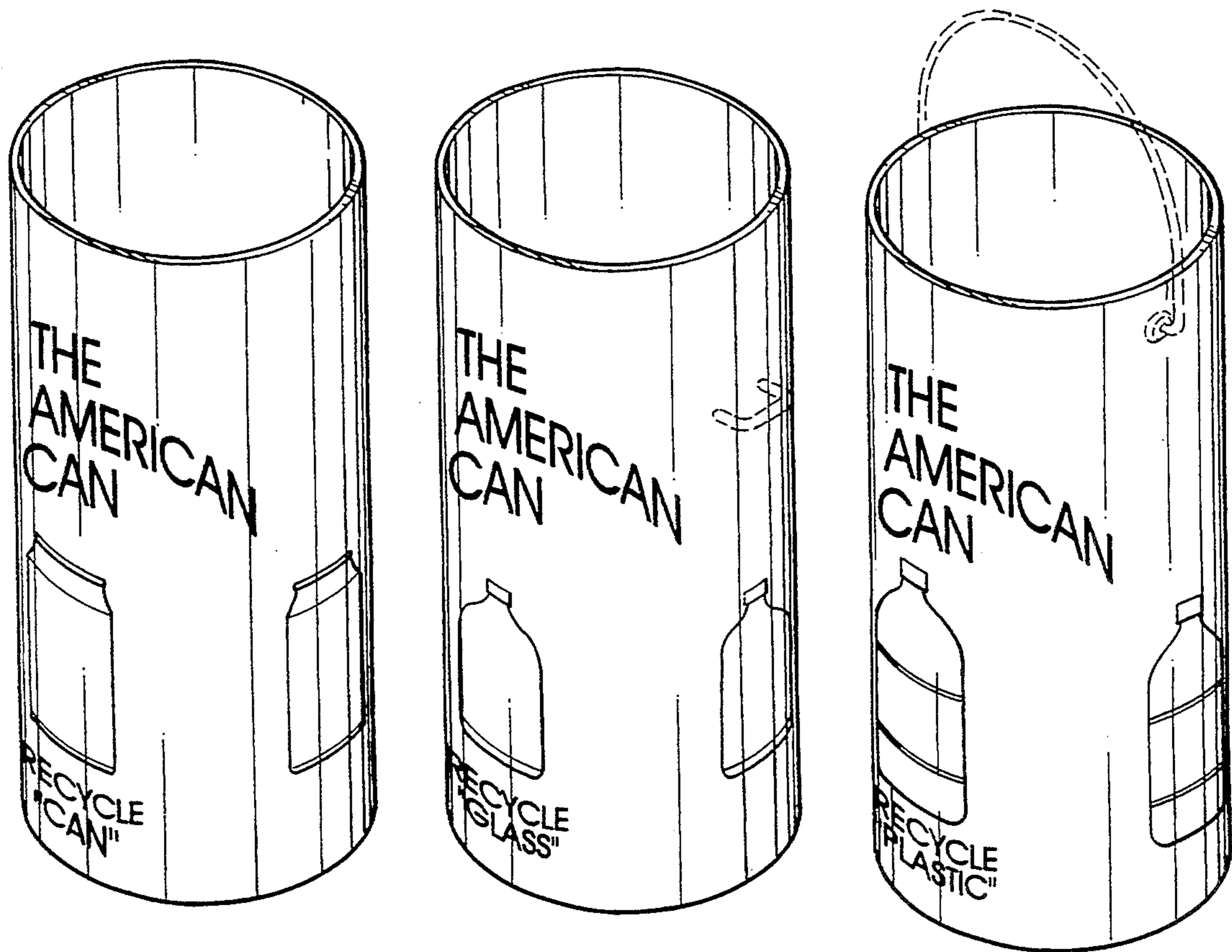
[57] CLAIM

The ornamental design for a recycling container, as shown and described.

DESCRIPTION

FIG. 1 is a perspective view of a recycling container showing our new design;
 FIG. 2 is a front elevational view thereof;
 FIG. 3 is a left side elevational view thereof;
 FIG. 4 is a right side elevational view thereof;
 FIG. 5 is a rear elevational view thereof;
 FIG. 6 is a perspective view of a second embodiment thereof;
 FIG. 7 is a front elevational view thereof;
 FIG. 8 is a left side elevational view thereof;
 FIG. 9 is a right side elevational view thereof;
 FIG. 10 is a rear elevational view thereof;
 FIG. 11 is a perspective view of a third embodiment thereof;
 FIG. 12 is a front elevational view thereof;
 FIG. 13 is a left side elevational view thereof;
 FIG. 14 is a right side elevational view thereof; and,
 FIG. 15 is a rear elevational view thereof.

The undisclosed bottom is flat and unornamented.
 The broken line showing is for illustrative purposes only and forms no part of the claimed design.






FIG. 1




FIG. 2




FIG. 3




FIG. 4




FIG. 5




FIG. 6




FIG. 7




FIG. 8




FIG. 9

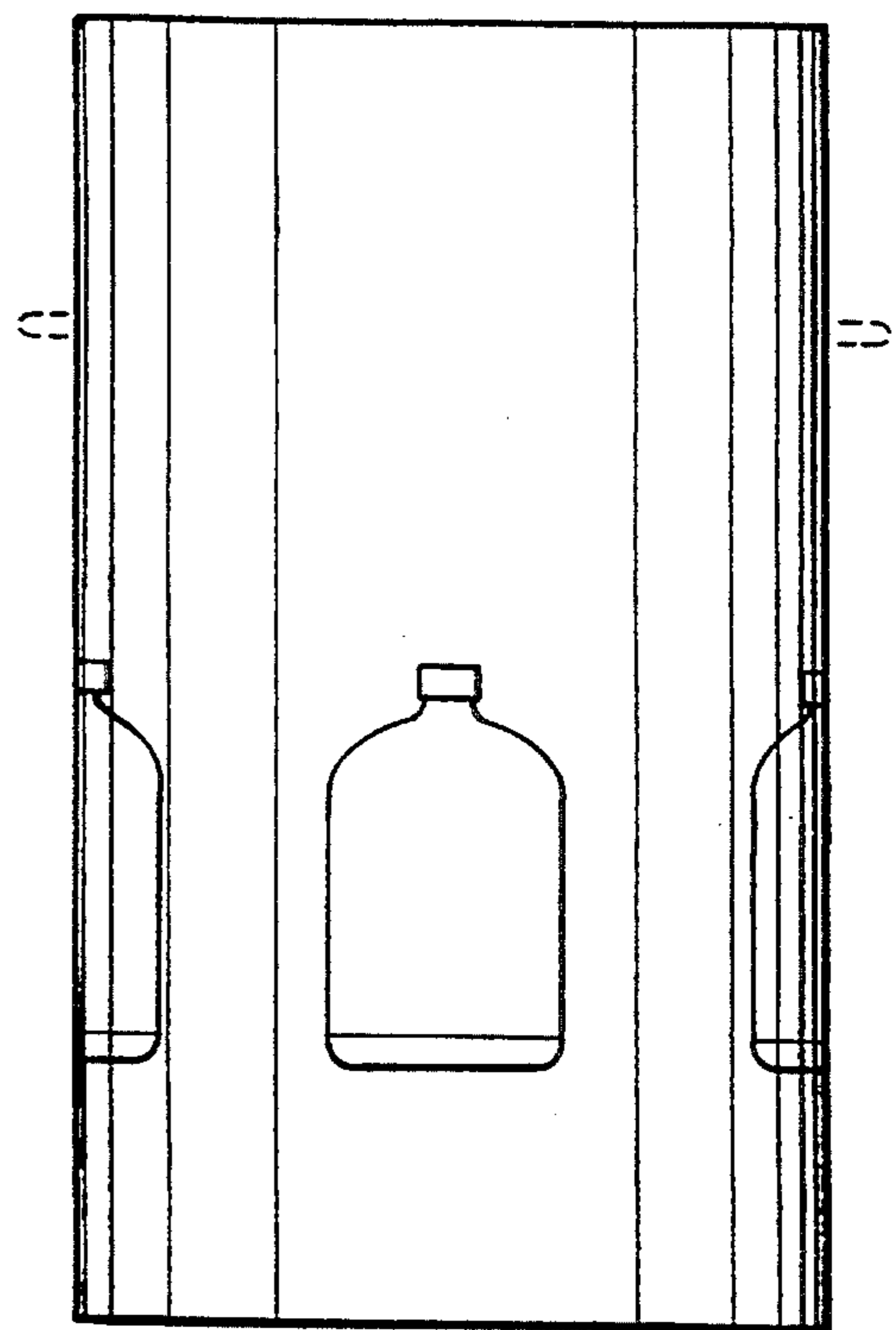


FIG. 10




FIG. 11




FIG. 12




FIG. 13




FIG. 14

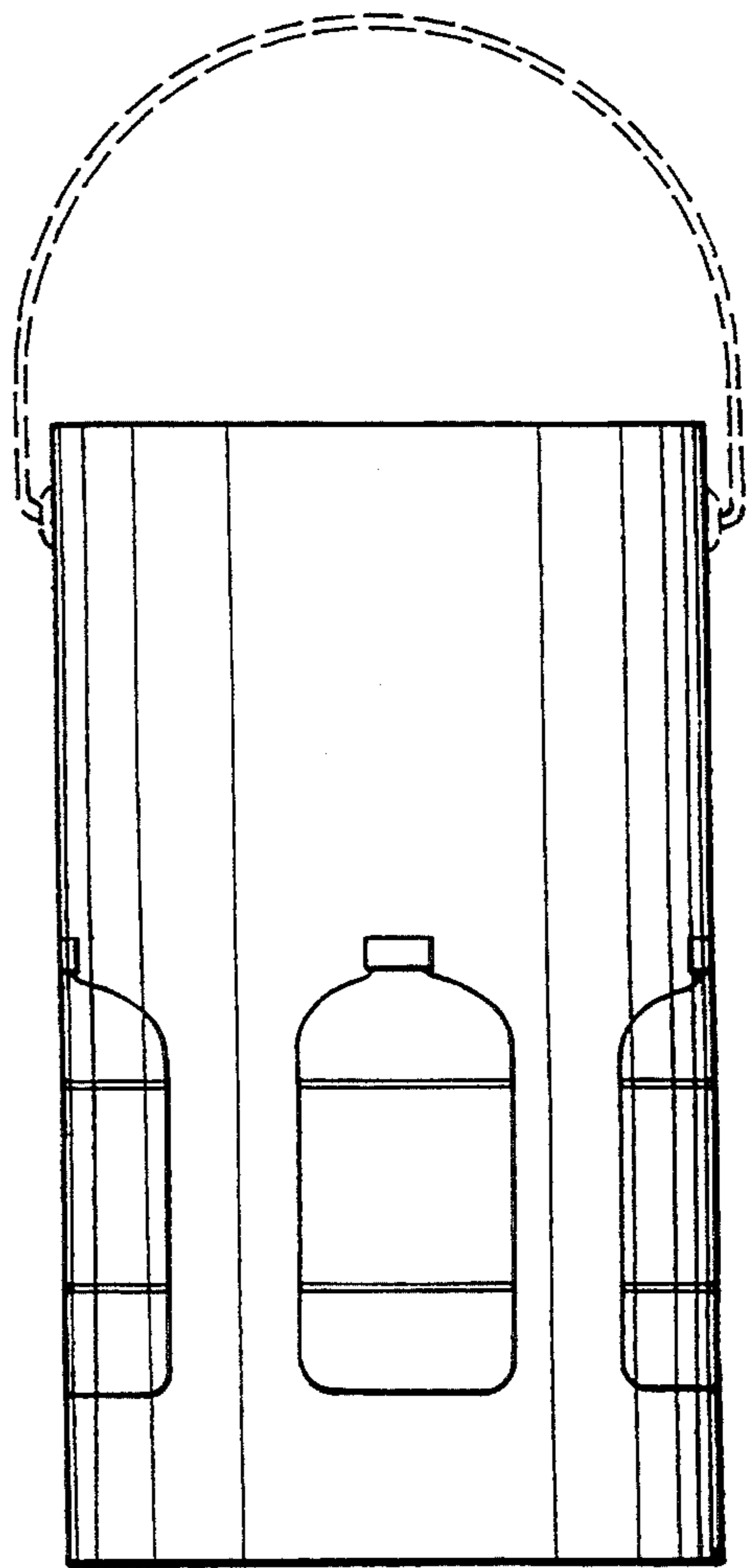


FIG. 15