



US00D358011S

# United States Patent [19]

[11] Patent Number: **Des. 358,011**

**Decarli**

[45] Date of Patent: **\*\* May 2, 1995**

[54] **SCRAPING DEVICE**

[76] Inventor: **Lorraine M. Decarli**, 323 Fifth Street,  
Midland Ontario, Canada, L4R 3W7

[\*\*] Term: **14 Years**

[21] Appl. No.: **16,518**

[22] Filed: **Dec. 20, 1993**

[30] **Foreign Application Priority Data**

Dec. 16, 1993 [CA] Canada ..... 16-12-93-3

[52] U.S. Cl. .... **D32/46**

[58] Field of Search ..... D32/46, 40, 35, 47,  
D32/48, 49; 15/236.01, 237, 236.02, 236.03,  
236.06, 236.09; 30/169, 164.9, 171, 172

[56] **References Cited**

**U.S. PATENT DOCUMENTS**

- 27,141 6/1897 Crossman ..... 30/169 X
- 34,272 3/1901 Hoffman ..... 30/169 X
- D. 269,944 8/1983 Young ..... D32/46 X
- D. 290,056 5/1987 Hatfield ..... D32/46

- D. 302,880 8/1989 Terry ..... D32/40 X
- D. 310,743 9/1990 Riddle .
- D. 311,980 11/1990 Baker .
- D. 311,981 11/1990 Kabbaby et al. .
- D. 312,341 11/1990 Demirjian .
- 4,558,517 12/1985 Gringer ..... 15/236.01 X
- 4,788,770 12/1988 Simard .

*Primary Examiner*—Susan J. Lucas  
*Assistant Examiner*—Cynthia E. Ramirez  
*Attorney, Agent, or Firm*—Riches, McKenzie & Herbert

[57] **CLAIM**

The ornamental design for a scraping device, as shown and described.

**DESCRIPTION**

FIG. 1 is a perspective view of a scraping device showing my new design;  
FIG. 2 is a front elevational view thereof, the rear appearing identical;  
FIG. 3 is a side elevational view thereof;  
FIG. 4 is a top plan view thereof; and,  
FIG. 5 is a bottom plan view thereof.

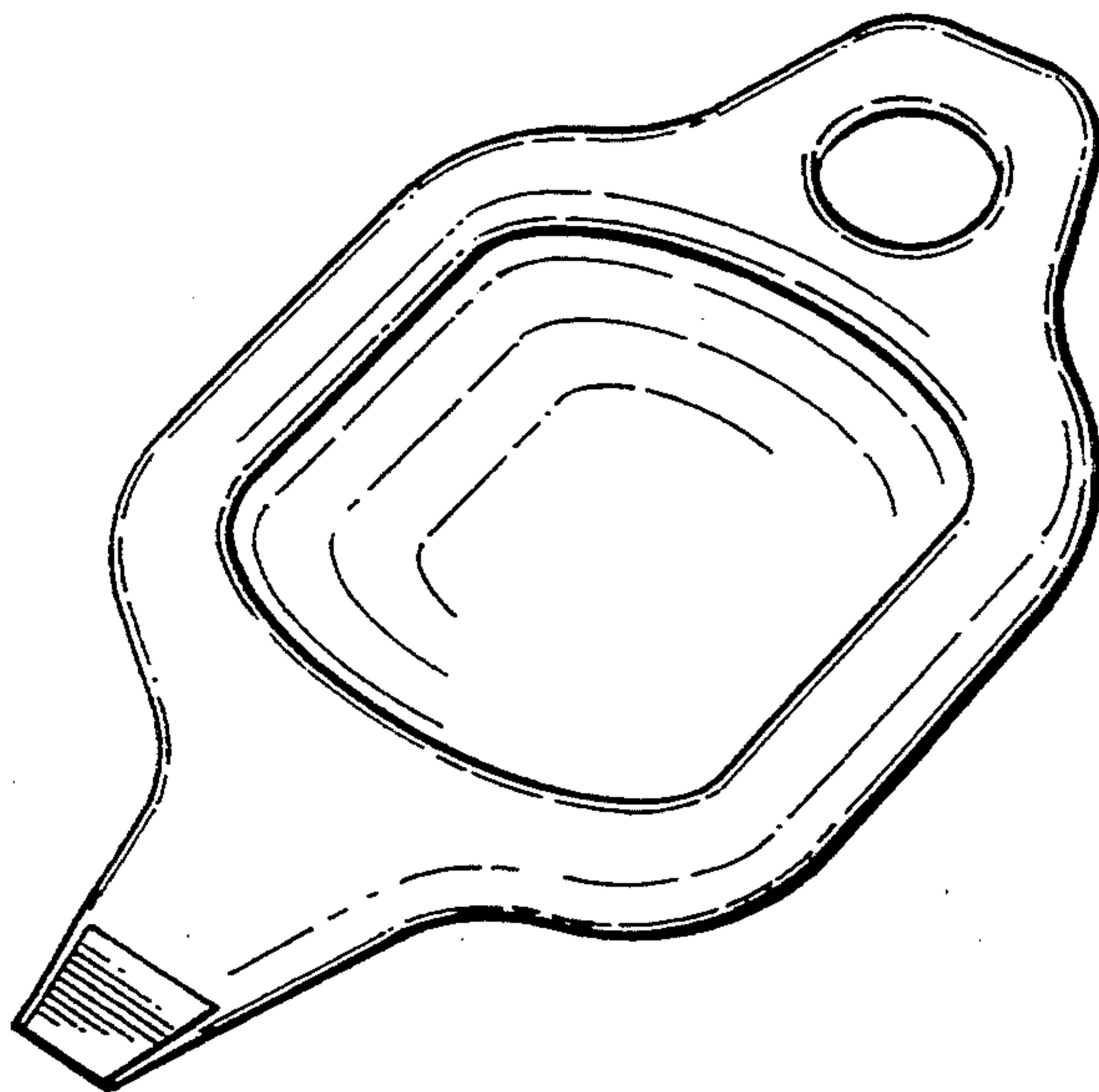


FIG. 1.

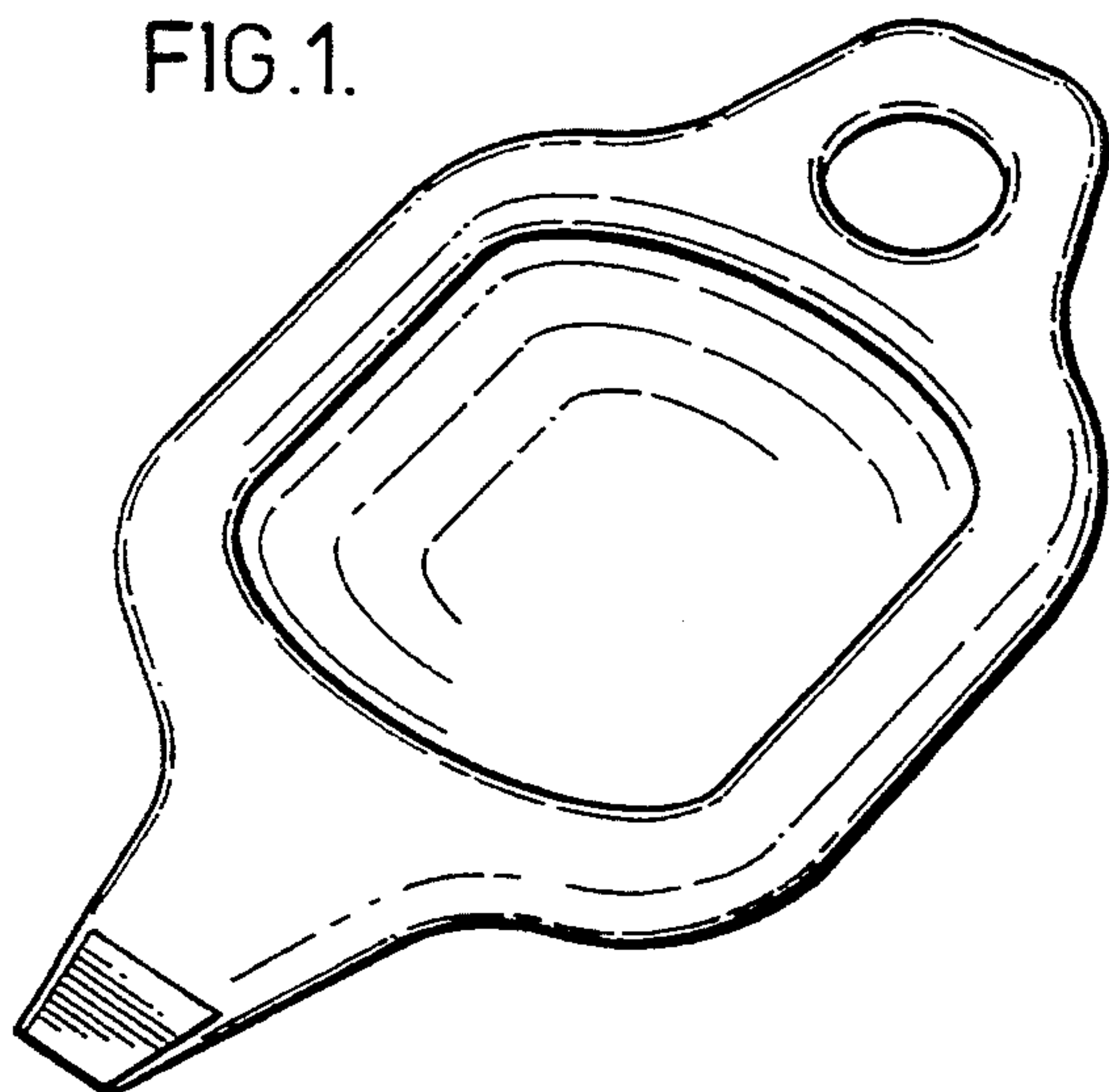


FIG. 2.

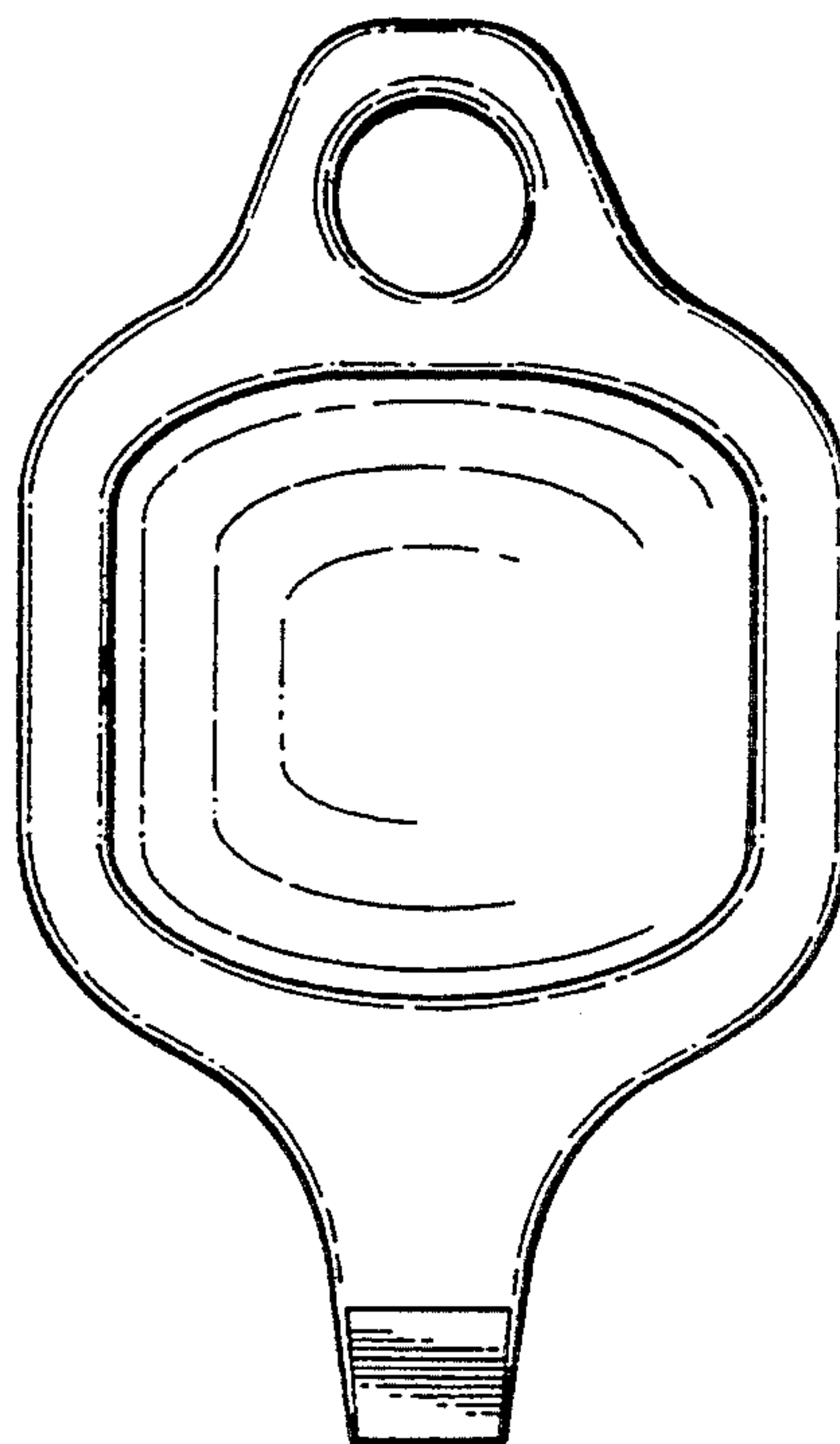


FIG. 3.



FIG. 4.




FIG. 5.

