



US00D358006S

United States Patent [19]

[11] Patent Number: **Des. 358,006**

Chisolm et al.

[45] Date of Patent: **** May 2, 1995**

[54] **DETACHABLE VISOR FOR APPLICATION TO A HELMET**

5,070,545 12/1991 Tapia 2/10

[76] Inventors: **Beirne Chisolm**, 1500 S. 2400 East, Salt Lake City, Utah 84108; **Gregg Chisolm**, 2770 S. Melbourne, Salt Lake City, Utah 84106

Primary Examiner—Ruth McInroy

[**] Term: **14 Years**

[57] **CLAIM**

[21] Appl. No.: **5,997**

The ornamental design for a detachable visor for application to a helmet, as shown and described.

[22] Filed: **Mar. 16, 1993**

DESCRIPTION

[52] U.S. Cl. **D29/122; D2/893**

FIG. 1 is a perspective view of a detachable visor for application to a helmet showing our new design, the helmet shown in broken lines is for illustrative purposes only and forms no part of the claimed design;

[58] Field of Search **D29/104, 105, 109;**

FIG. 2 is a top plan view thereof;

D2/872, 876, 879, 882-884, 893; 2/10, 425

FIG. 3 is a bottom plan view thereof;

[56] **References Cited**

U.S. PATENT DOCUMENTS

D. 224,821	9/1972	Crowder	D29/109
D. 349,596	8/1994	Booth	D2/893
1,506,664	8/1924	Pickard	D29/109
3,039,108	6/1962	Lohrenz	D29/105
3,239,842	3/1966	Marchello	D29/105

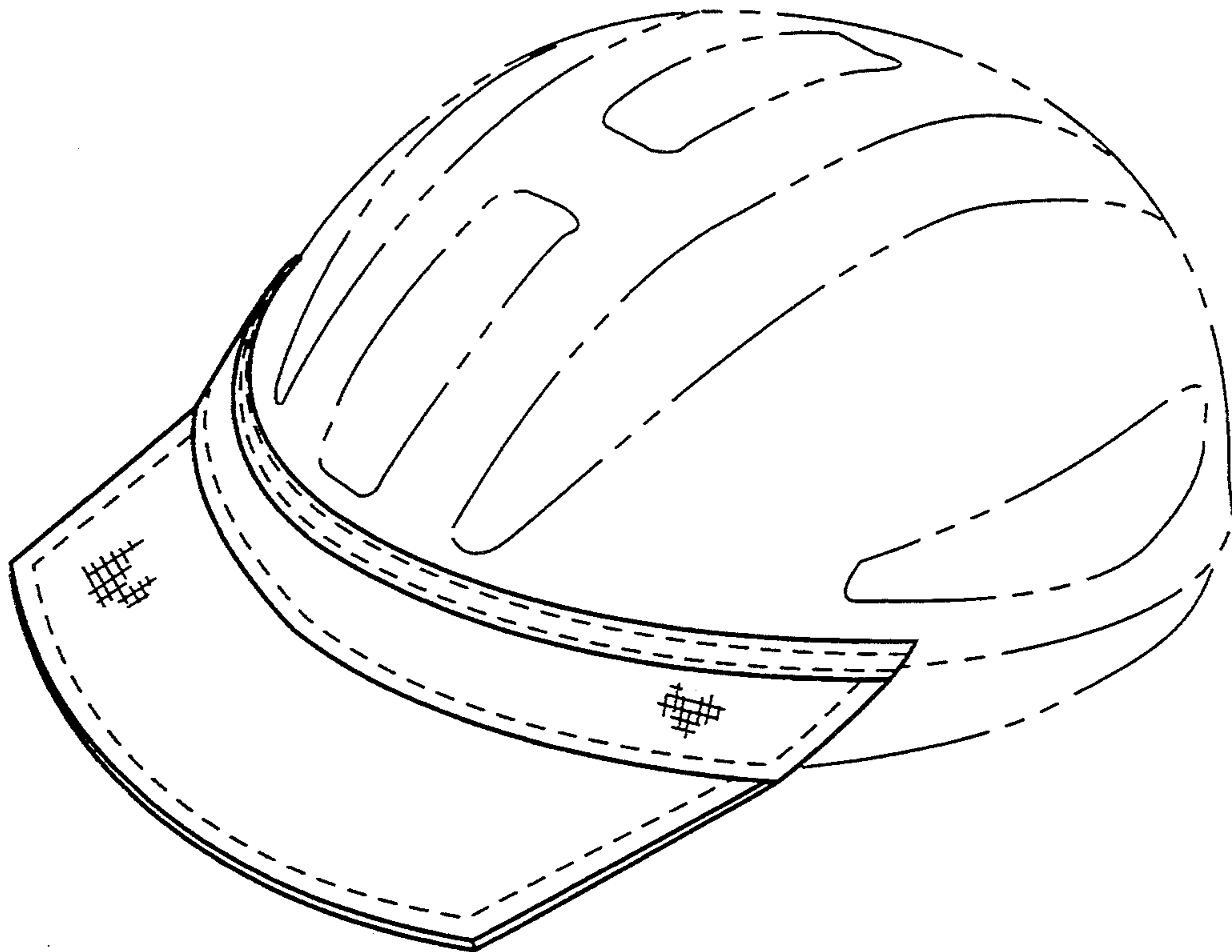
FIG. 4 is a front elevational view thereof;

FIG. 5 is a rear elevational view thereof;

FIG. 6 is a left side elevational view thereof; and,

FIG. 7 is a right side elevational view thereof.

The crosshatch shading shown in all views is understood to repeat throughout the indicated area. The broken lines on the visor in all views represents conventional stitching.



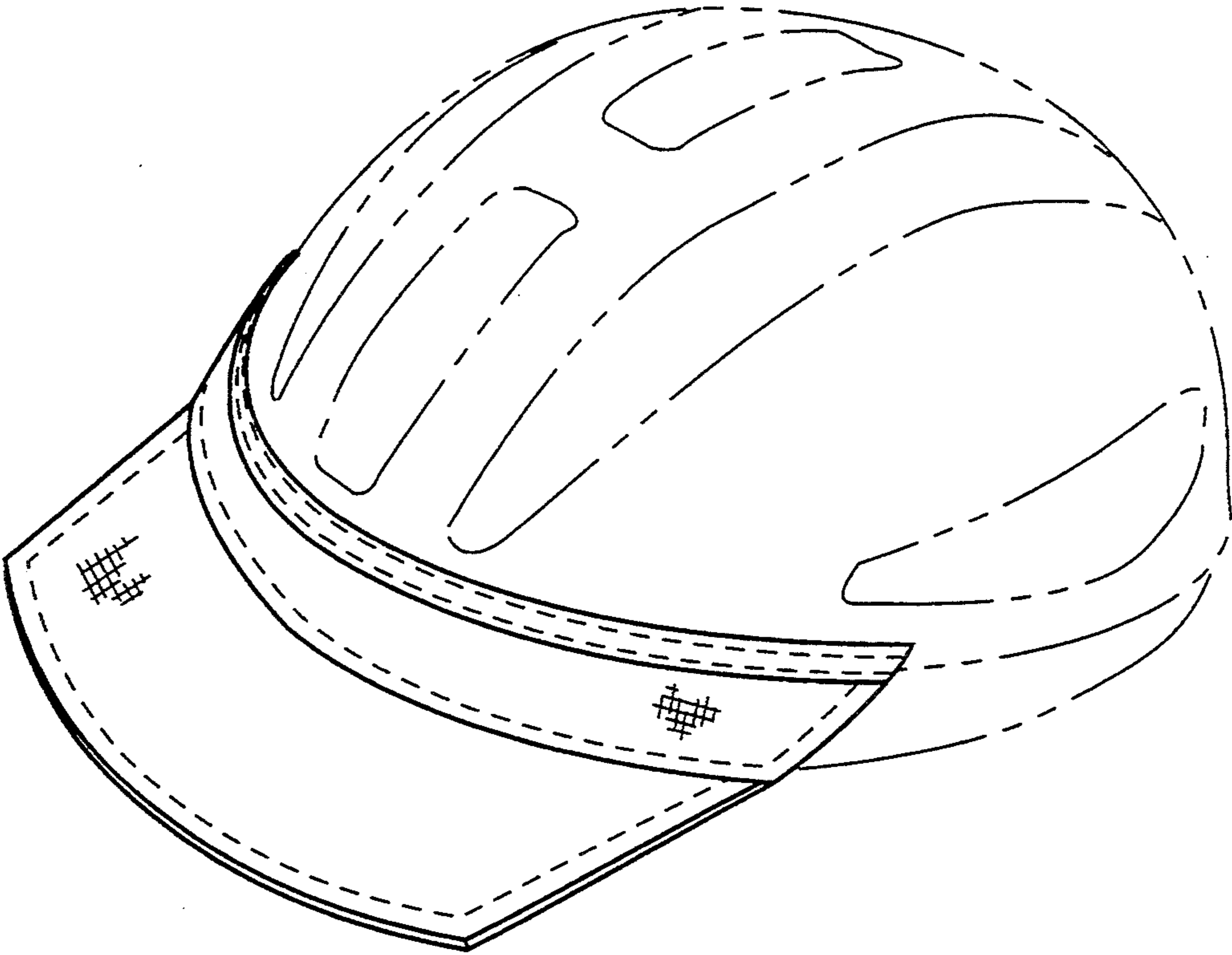


Fig. 1




Fig. 2

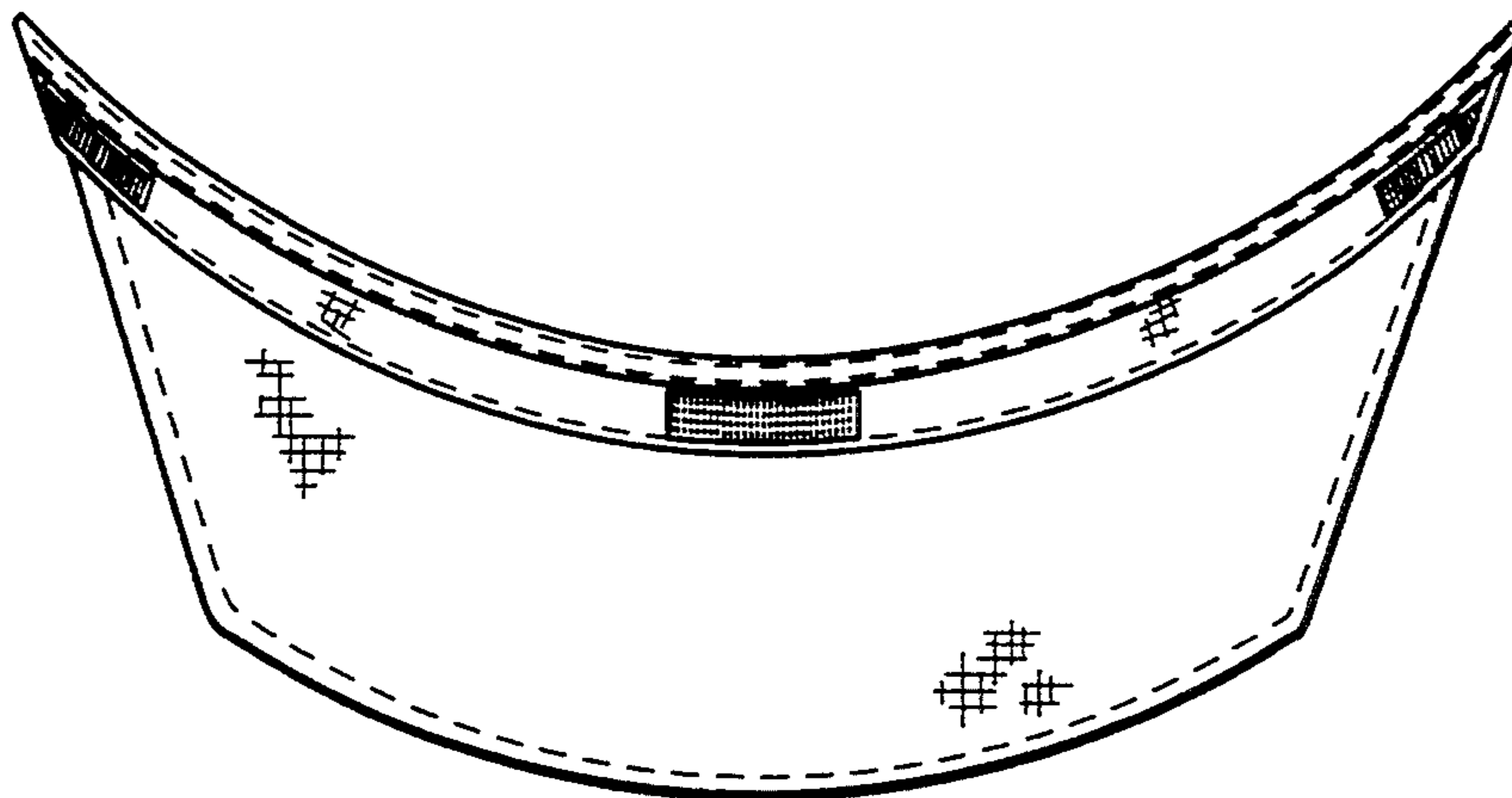


Fig. 3




Fig. 4

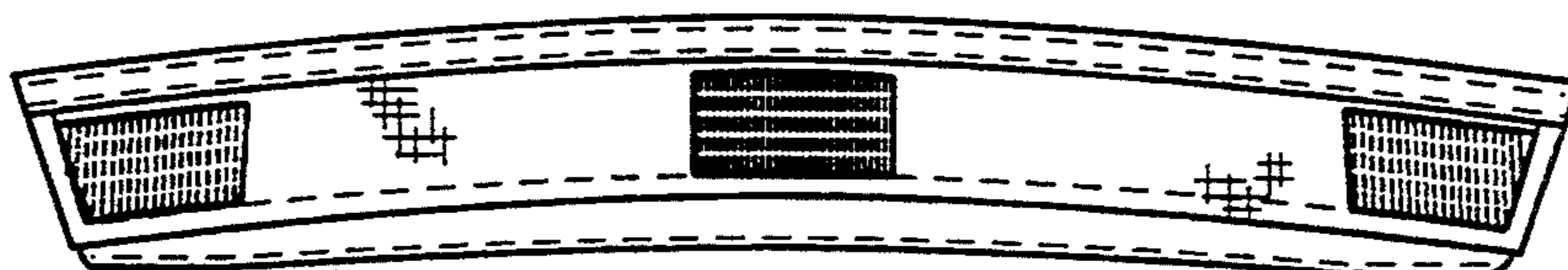


Fig. 5




Fig. 6




Fig. 7