



US00D358004S

United States Patent [19]

[11] Patent Number: **Des. 358,004**

Losi, II

[45] Date of Patent: **** May 2, 1995**

[54] SAFETY HELMET

[75] Inventor: **Raymond Losi, II**, Thousand Oaks, Calif.

[73] Assignee: **Variflex, Inc.**, Moorpark, Calif.

[**] Term: **14 Years**

[21] Appl. No.: **10,825**

[22] Filed: **Jul. 20, 1993**

[52] U.S. Cl. **D29/102**

[58] Field of Search **D29/102-107;**
D2/882, 893; 2/410-412, 414, 417, 418, 423,
425

4,903,348	2/1990	Broersma .	
4,903,350	2/1990	Gentes et al. .	
4,993,082	2/1991	Gentes et al. .	
4,995,117	2/1991	Mirage .	
4,996,724	3/1991	Dextrase .	
5,023,958	6/1991	Rotzin .	
5,099,523	3/1992	Broersma .	
5,123,121	6/1992	Broersma .	
5,231,703	8/1993	Garneau	2/425

FOREIGN PATENT DOCUMENTS

0126027	11/1984	European Pat. Off. .
0497032A1	8/1992	European Pat. Off. .

Primary Examiner—Ruth McInroy
Attorney, Agent, or Firm—Kelly, Bauersfeld & Lowry

[56] **References Cited**

U.S. PATENT DOCUMENTS

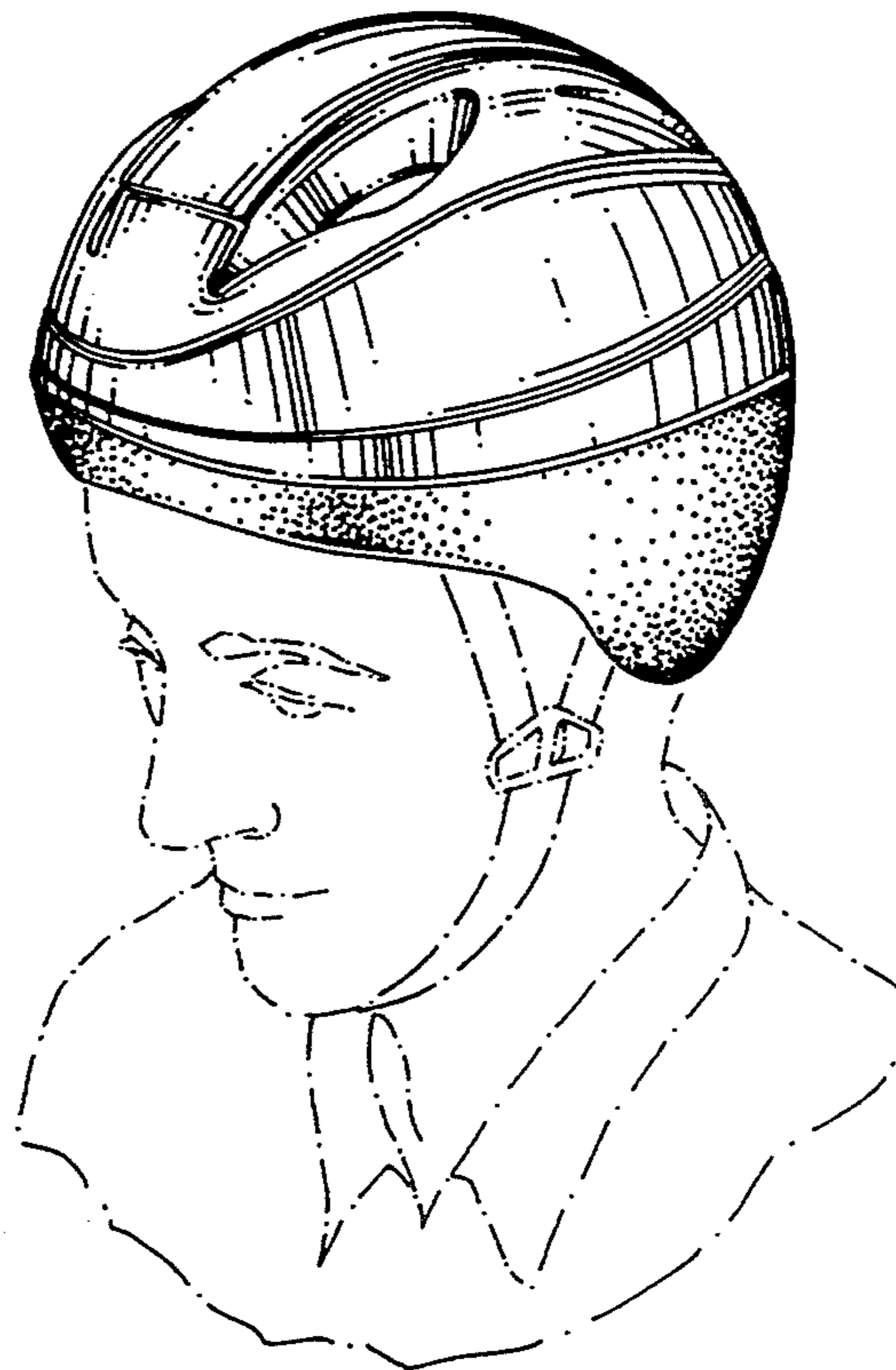
D. 293,496	12/1987	Gentes .	
D. 299,978	2/1989	Chiarella .	
D. 300,070	2/1989	Broersma .	
D. 303,851	10/1989	Gentes	D29/102
D. 309,961	8/1990	Bobrick	D29/102
D. 310,893	9/1990	Broersma .	
D. 316,165	4/1991	Gentes et al. .	
D. 319,112	8/1991	Broersma	D29/102
D. 326,001	5/1992	Chiarella .	
D. 347,300	5/1994	Gentes	D29/102
D. 347,711	6/1994	Egger	D29/102
D. 351,684	10/1994	Jeng	D29/102
3,925,821	12/1975	Lewicki .	
4,897,888	2/1990	Broersma et al. .	
4,901,373	2/1990	Broersma .	

[57] **CLAIM**

The ornamental design for a safety helmet, as shown and described.

DESCRIPTION

FIG. 1 is a front, top and right side perspective view of a safety helmet embodying my new design; FIG. 2 is a top plan view thereof; FIG. 3 is a front elevational view thereof; FIG. 4 is a rear elevational view thereof; FIG. 5 is a left side elevational view thereof, the right side elevational view being a mirror image; and, FIG. 6 is a bottom plan view thereof. The person and helmet strap shown in broken lines in FIG. 1 are for illustrative purposes only and form no part of the claimed design.






FIG. 1

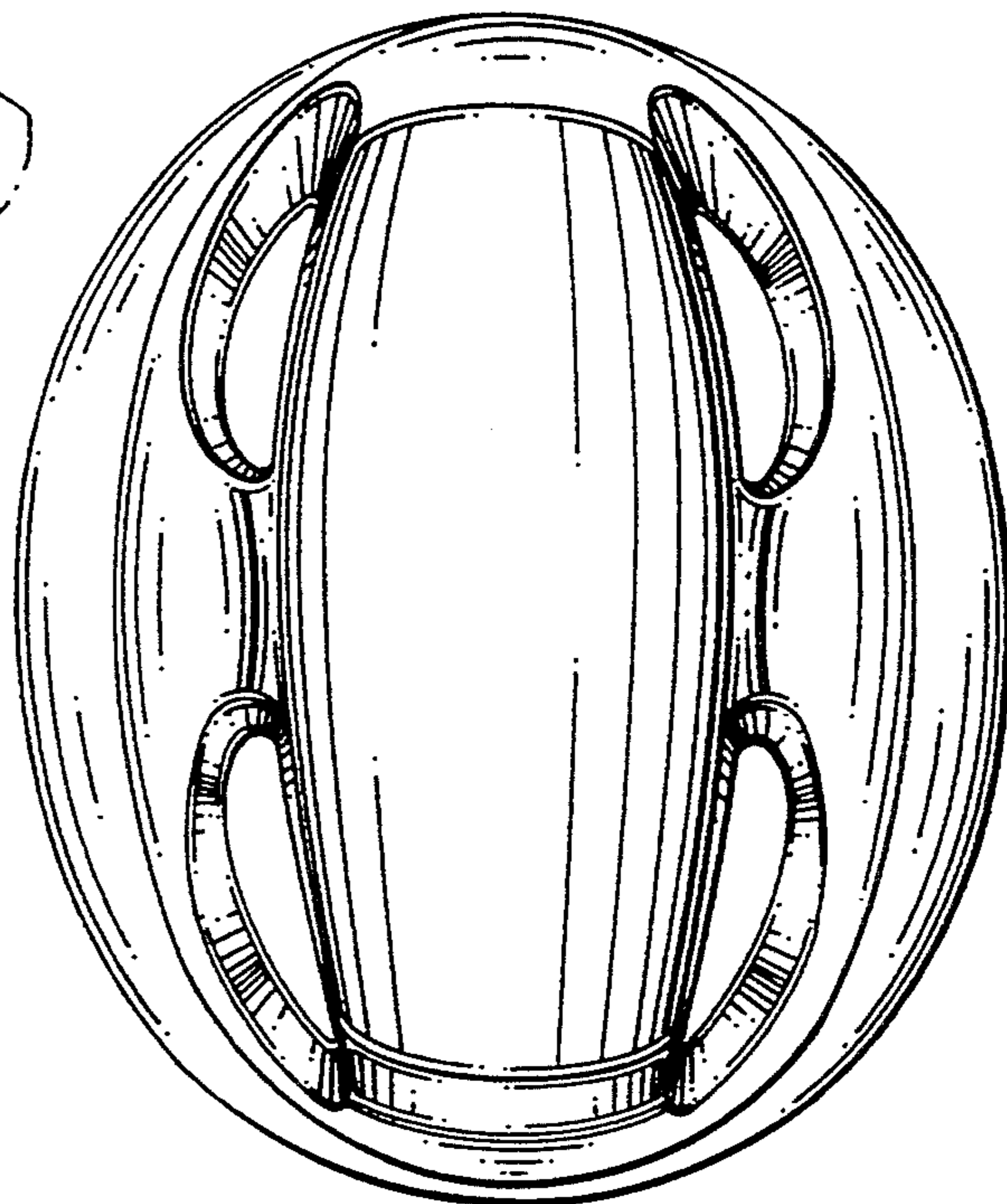


FIG. 2

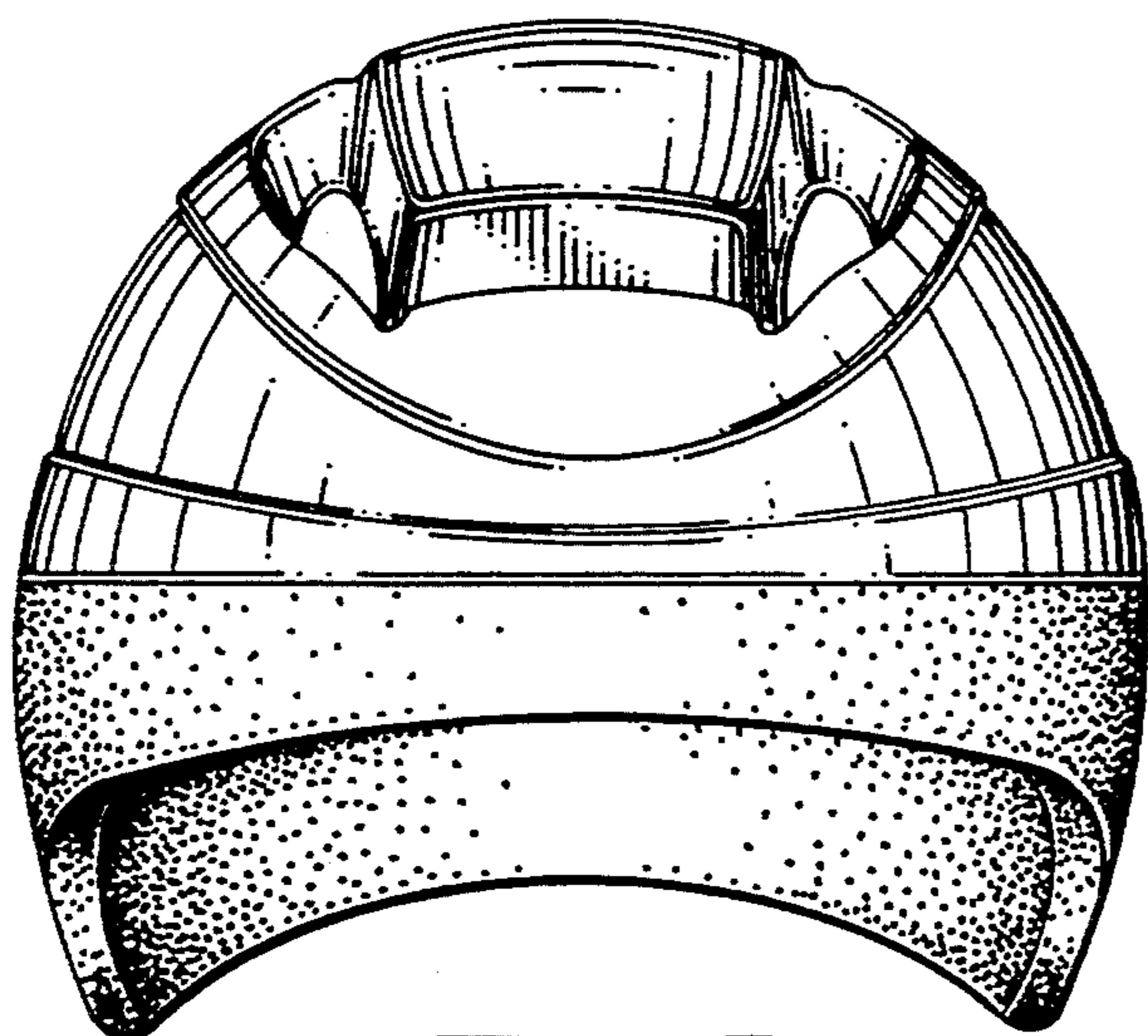


FIG. 3

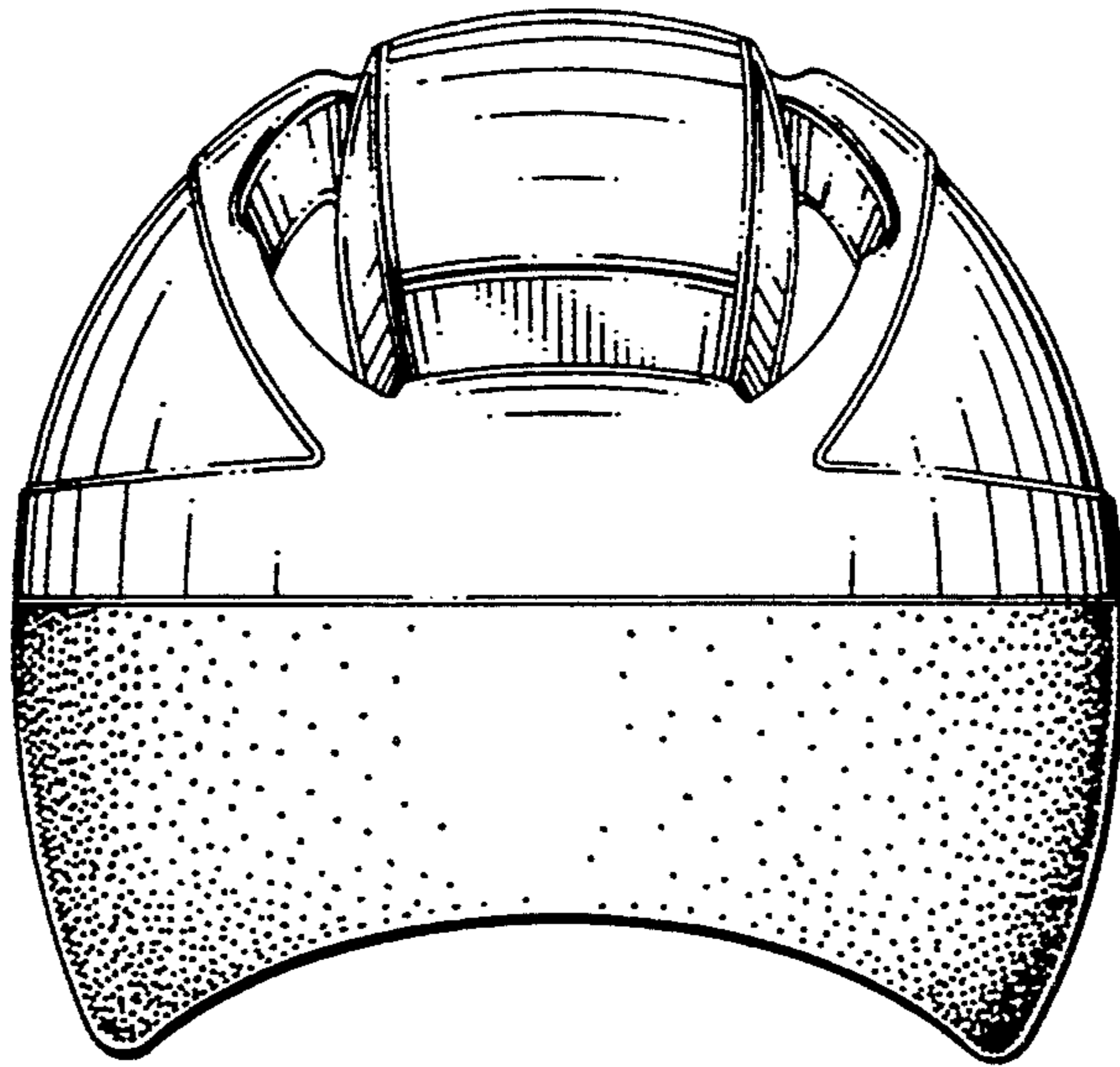


FIG. 4

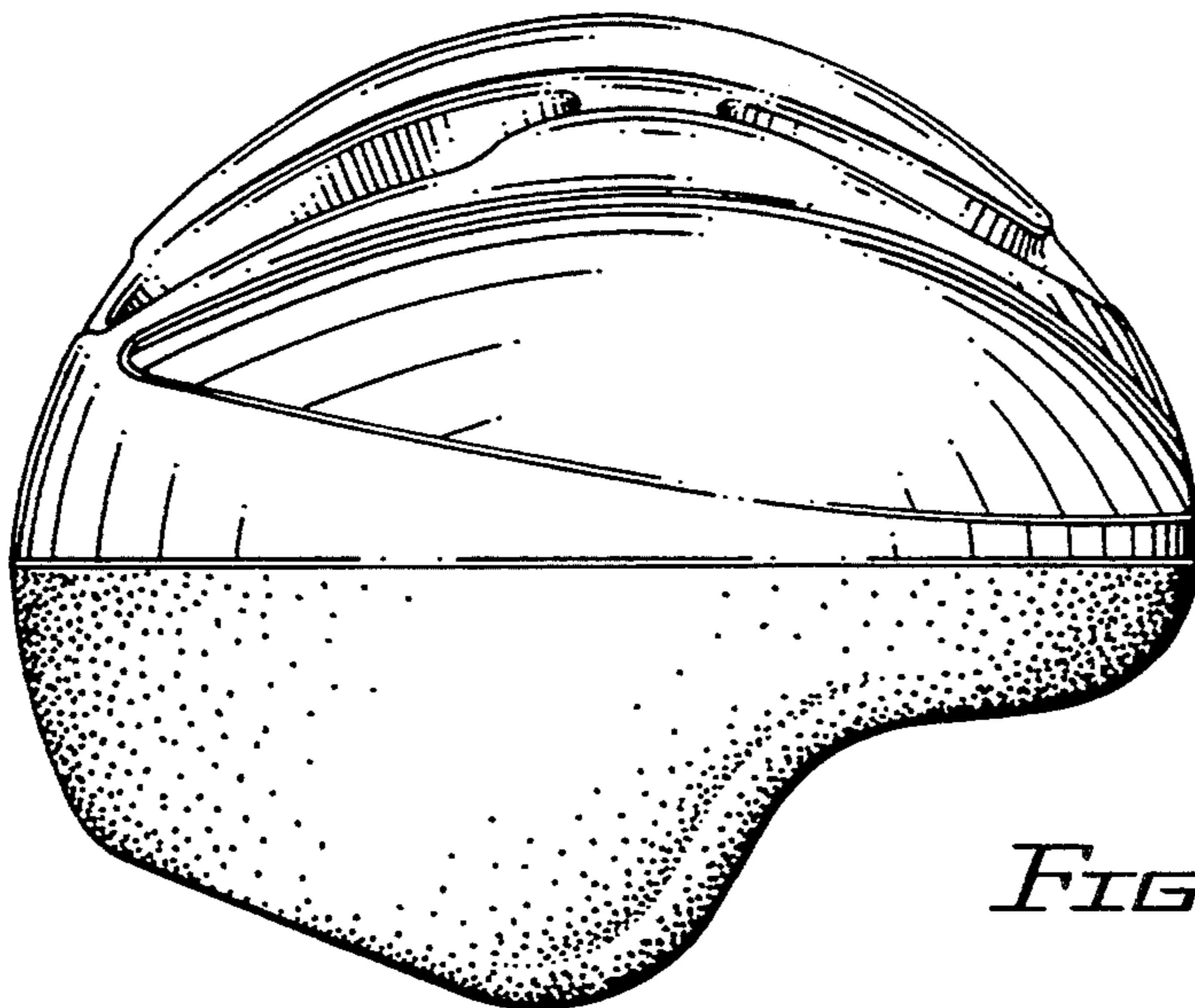


FIG. 5

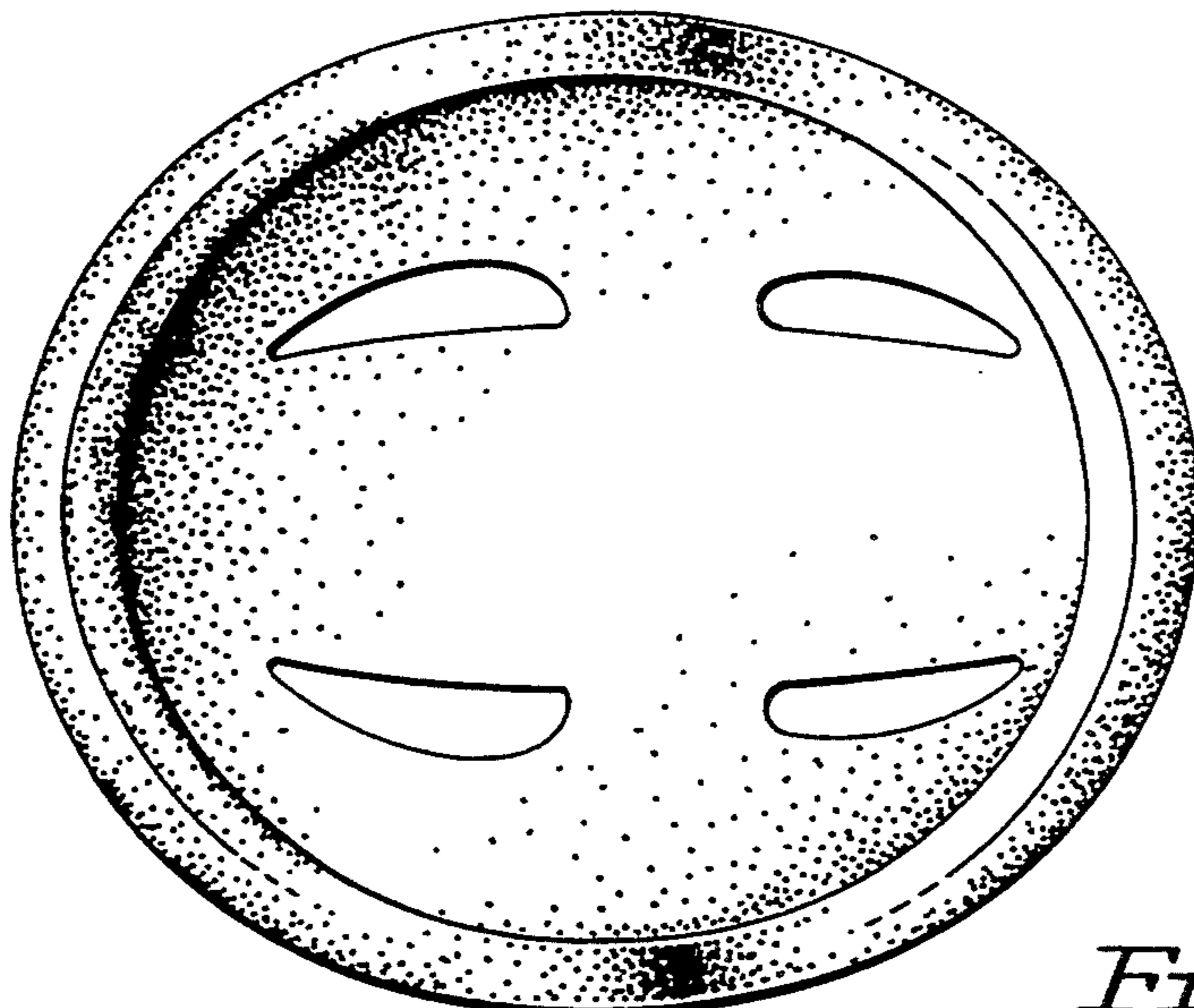


FIG. 6