



US00D358002S

# United States Patent [19]

[11] Patent Number: **Des. 358,002**

**Rakocy**

[45] Date of Patent: **\*\* May 2, 1995**

[54] **POWER DRIVEN FLOSSING DEVICE**

[75] Inventor: **William J. Rakocy, Madison, Conn.**

[73] Assignee: **Ohio Health Care Products, Inc.,  
North Bergen, N.J.**

[\*\*] Term: **14 Years**

[21] Appl. No.: **14,961**

[22] Filed: **Nov. 5, 1993**

[52] U.S. Cl. .... **D28/64**

[58] Field of Search ..... **D28/64; 132/321-329**

[56] **References Cited**

**U.S. PATENT DOCUMENTS**

D. 251,859	5/1979	Kent .....	D28/64
D. 343,477	1/1994	Ichikawa et al. ....	D28/64
3,378,017	4/1968	Stiles .	
3,421,524	1/1969	Waters .	
3,534,745	10/1970	Waters .	
3,828,804	8/1974	Ely .	
4,014,354	3/1977	Garrett .	
4,162,687	7/1979	Lorch .	
4,265,257	5/1981	Salyer .....	132/322

4,338,957	7/1982	Meibauer .	
4,830,032	5/1989	Jousson .	
5,069,233	12/1991	Ritter .	
5,188,133	2/1993	Romanus .....	132/322
5,267,579	12/1993	Bushberger .....	132/323

**FOREIGN PATENT DOCUMENTS**

9400075	1/1994	WIPO .....	132/322
---------	--------	------------	---------

*Primary Examiner*—Kay H. Chin

*Attorney, Agent, or Firm*—Harold James; Robert L. Epstein; James & Franklin

[57] **CLAIM**

The ornamental design for a power driven flossing device, as shown and described.

**DESCRIPTION**

FIG. 1 is a front elevational view of a power driven flossing device showing my new design; FIG. 2 is a side elevational view thereof, the opposite side view being a mirror image of that shown; FIG. 3 is a rear elevational view thereof; and, FIG. 4 is a top plan view thereof. The undisclosed bottom is flat and unornamented.




FIG. 1






FIG. 2



**FIG. 3**



**FIG. 4**

