



US00D357981S

# United States Patent [19]

[11] Patent Number: **Des. 357,981**

Green et al.

[45] Date of Patent: **\*\* May 2, 1995**

[54] **SURGICAL STAPLER**

[75] Inventors: **David T. Green, Westport; Henry Bolanos, East Norwalk; Paul O. Rawson, Easton, all of Conn.**

[73] Assignee: **United States Surgical Corporation, Norwalk, Conn.**

[\*\*] Term: **14 Years**

[21] Appl. No.: **12,430**

[22] Filed: **Sep. 1, 1993**

[52] U.S. Cl. .... **D24/145**

[58] Field of Search ..... **D24/145, 143; 606/139, 606/142, 151, 148, 143, 144; 227/19, 901, 902, 175, 176**

4,566,620	1/1986	Green et al. .
4,573,622	3/1986	Green et al. .
4,605,004	8/1986	DiGiovanni et al. .
4,684,051	8/1987	Akopov et al. .
4,714,187	12/1987	Green .
4,728,020	3/1988	Green et al. .
4,788,978	12/1988	Strekopytov et al. .
4,848,637	7/1989	Pruitt .
4,938,408	7/1990	Bedi et al. .
5,071,052	12/1991	Rodak et al. .
5,116,349	5/1992	Aranyi .
5,137,198	8/1992	Nobis et al. .
5,190,203	3/1993	Rodak .
5,240,163	8/1993	Stein et al. .

### FOREIGN PATENT DOCUMENTS

220437 4/1961 Germany .

*Primary Examiner*—A. Hugo Word

*Assistant Examiner*—I. Simmons

### [56] References Cited

#### U.S. PATENT DOCUMENTS

D. 272,270	1/1984	Green et al. .
D. 272,273	1/1984	Green et al. .
D. 272,277	1/1984	Green et al. .
D. 283,733	5/1986	Rawson et al. .
D. 284,217	6/1986	Green .
D. 294,518	3/1988	Green et al. .
3,080,564	3/1963	Strekopitov et al. .
3,593,903	7/1971	Astafiev et al. .
4,415,122	11/1983	Green ..... 606/139 X
4,506,670	3/1985	Crossley .
4,508,253	4/1985	Green .
4,522,327	6/1985	Korthoff et al. .
4,527,724	7/1985	Chow et al. .
4,530,453	7/1985	Green .

### [57] CLAIM

The ornamental design for a surgical stapler, as shown and described.

### DESCRIPTION

FIG. 1 is a perspective view of a surgical stapler showing our new design;  
 FIG. 2 is a top plan view thereof;  
 FIG. 3 is a left side elevational view thereof;  
 FIG. 4 is a right side elevational view thereof;  
 FIG. 5 is a front elevational view thereof;  
 FIG. 6 is a rear elevational view thereof; and,  
 FIG. 7 is a bottom plan view thereof.

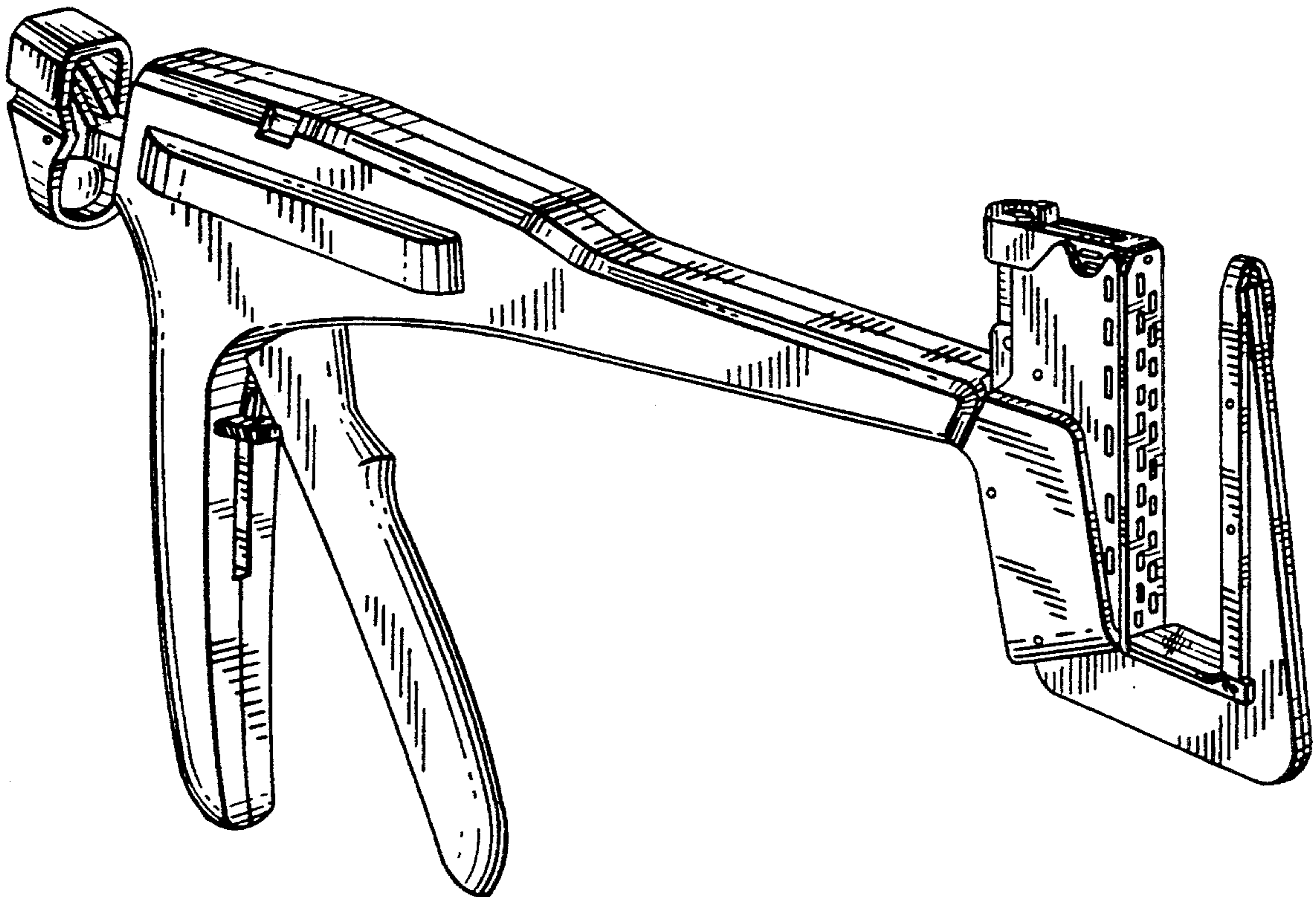


FIG. 1

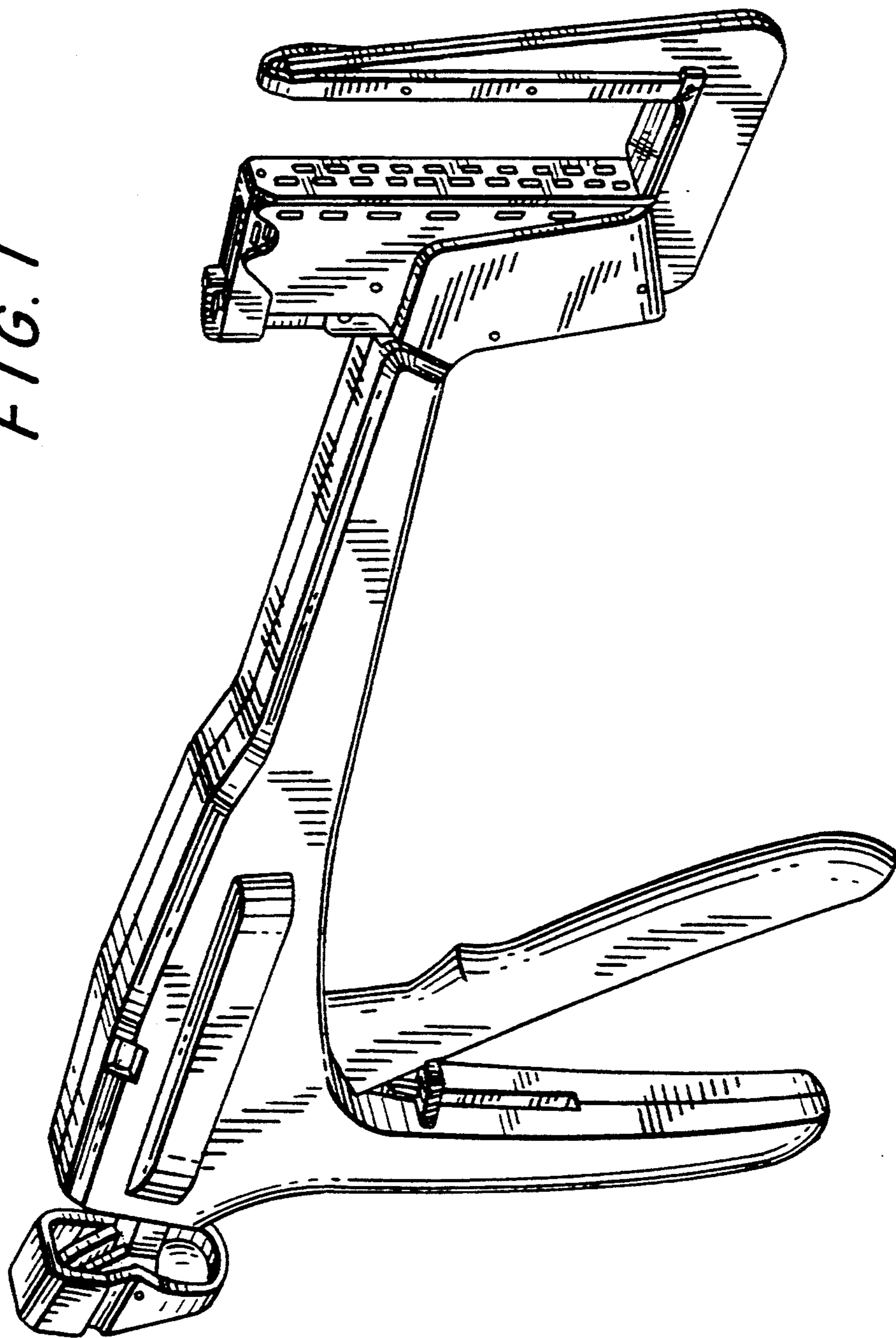


FIG. 2

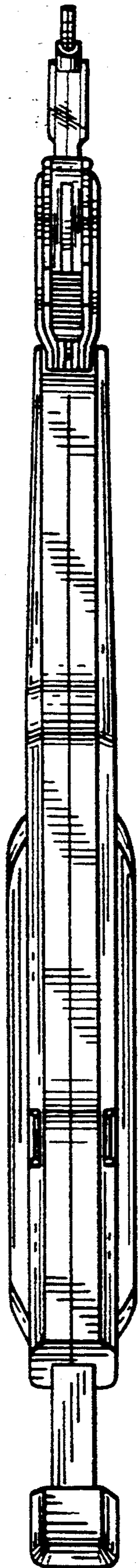
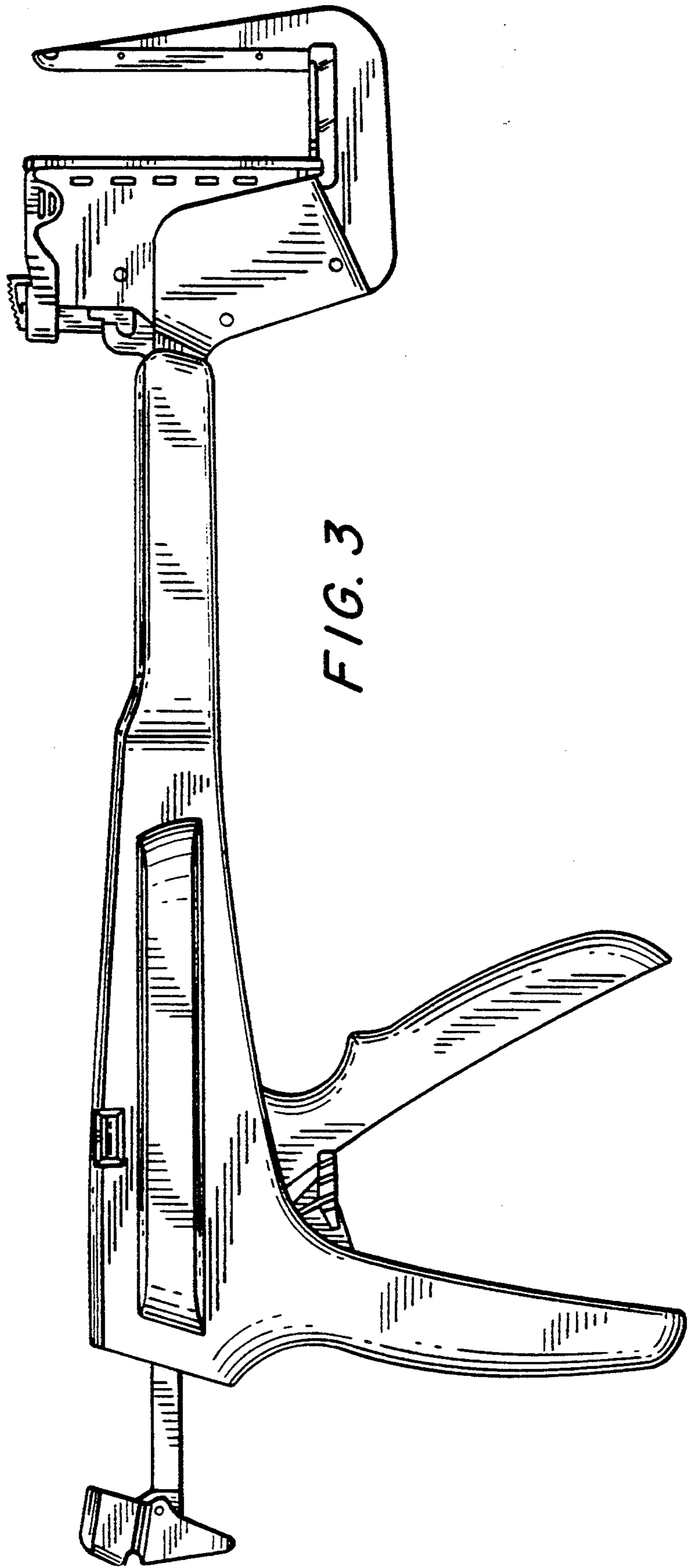


FIG. 3





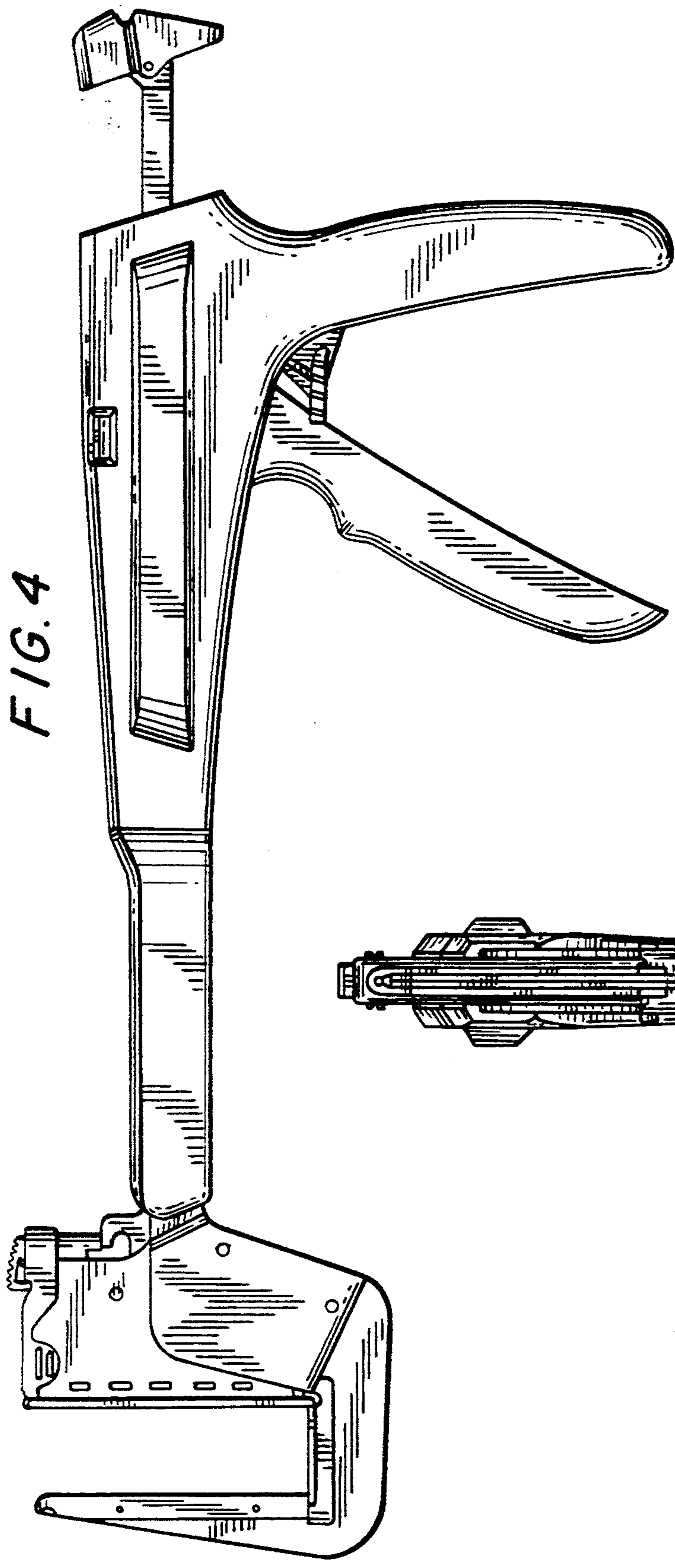


FIG. 4

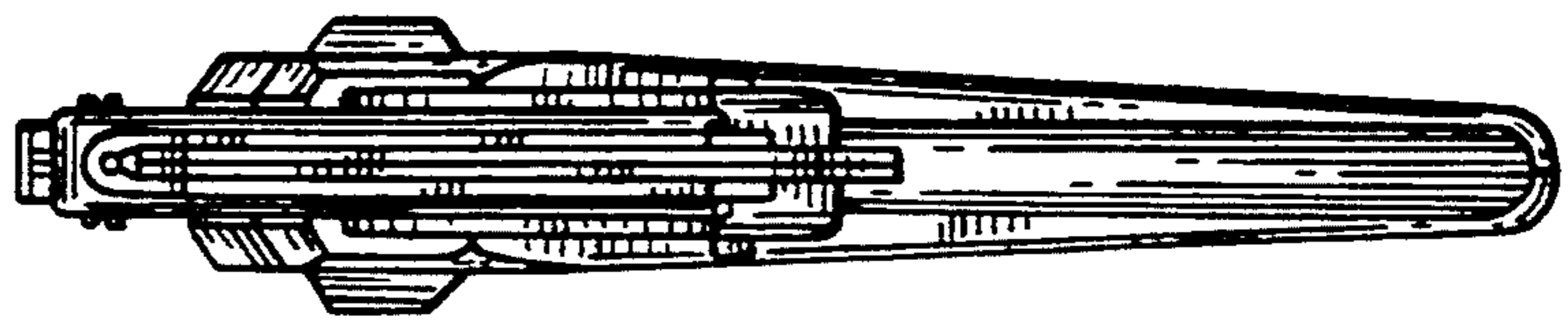


FIG. 5




FIG. 6

FIG. 7

