



US00D357969S

United States Patent [19]

[11] Patent Number: **Des. 357,969**

Brickey

[45] Date of Patent: **** May 2, 1995**

[54] **COMBINED BAIT HOLDER AND WEIGHT**

[76] Inventor: **Jeffrey L. Brickey**, 2402 Killarney Way SE., Bellevue, Wash. 98004-7038

[**] Term: **14 Years**

[21] Appl. No.: **9,007**

[22] Filed: **Jun. 1, 1993**

[52] U.S. Cl. **D22/145; D22/126; D22/133**

[58] Field of Search **D22/133, 127, 126, 128, D22/145, 146; 43/43.1, 44.2, 44.8, 44.96, 44.4, 43.12, 44.81**

[56] **References Cited**

U.S. PATENT DOCUMENTS

D. 228,384	9/1973	Davis	D22/133
2,582,646	1/1952	Moore	43/44.2
2,821,046	1/1958	Fisk	43/44.2
2,836,922	6/1958	Cox	43/44.2
2,965,997	12/1960	Leonard	D22/128 X
3,624,950	12/1971	Merckes	43/44.2

3,760,525	9/1973	Daughtry	43/44.2
3,839,814	10/1974	Sykora	43/44.2
3,872,617	3/1975	Zalonis	43/43.13
3,905,149	9/1975	McCloud	43/44.2
4,850,132	7/1989	Motyka	43/44.2

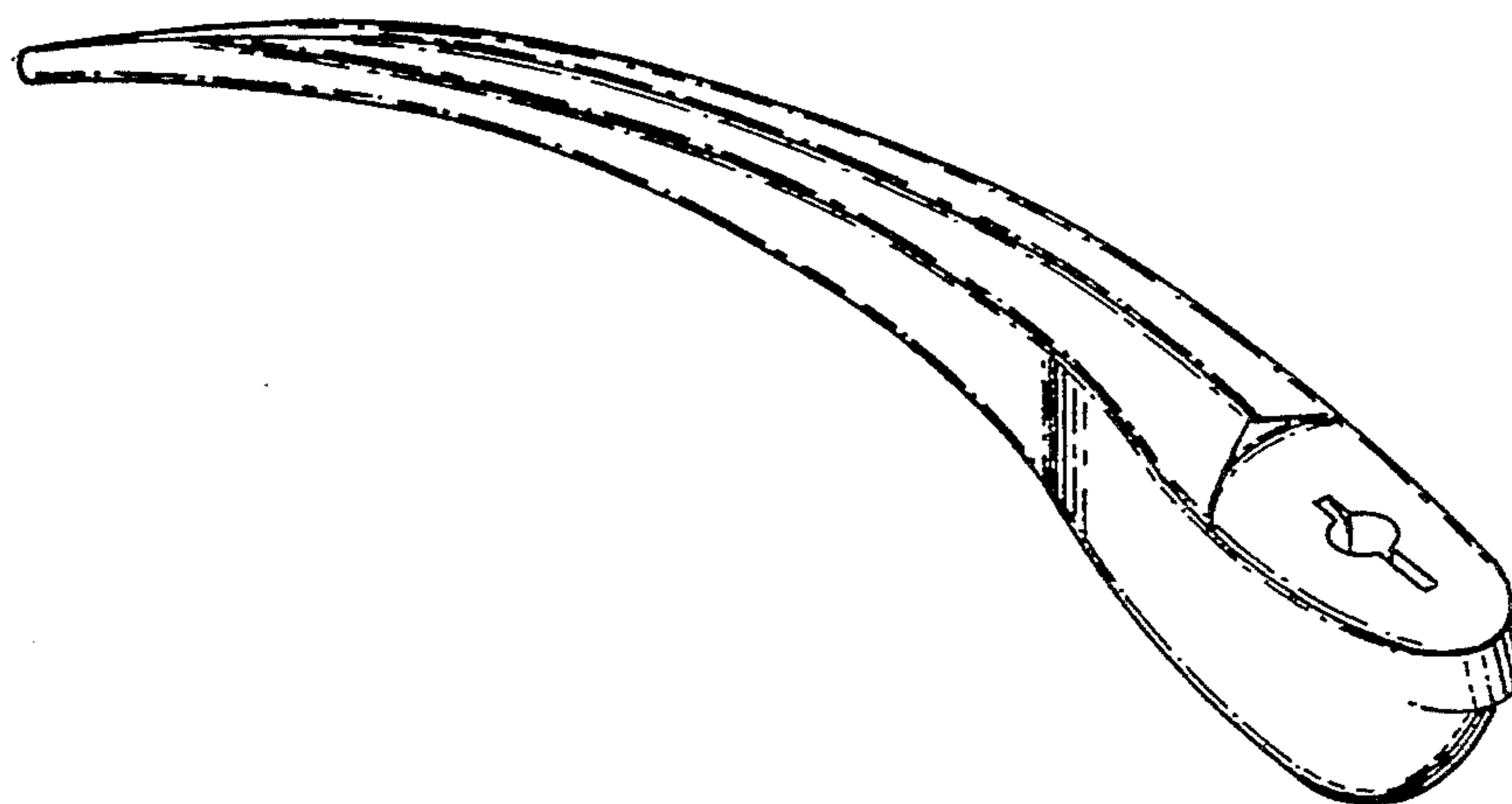
Primary Examiner—A. Hugo Word
Assistant Examiner—Doris V. Coles
Attorney, Agent, or Firm—Steven P. Koda

[57] **CLAIM**

The ornamental design for the combined bait holder and weight, as shown.

DESCRIPTION

FIG. 1 is a perspective view of a combined bait holder and weight, showing my new design;
FIG. 2 is a top plan view thereof;
FIG. 3 is a left side elevational view thereof;
FIG. 4 is a bottom plan view thereof;
FIG. 5 is a right side elevational view thereof;
FIG. 6 is a front elevational view thereof;
FIG. 7 is a rear elevational view thereof; and,
FIG. 8 is a cross sectional view taken along line 8—8 of FIG. 3.



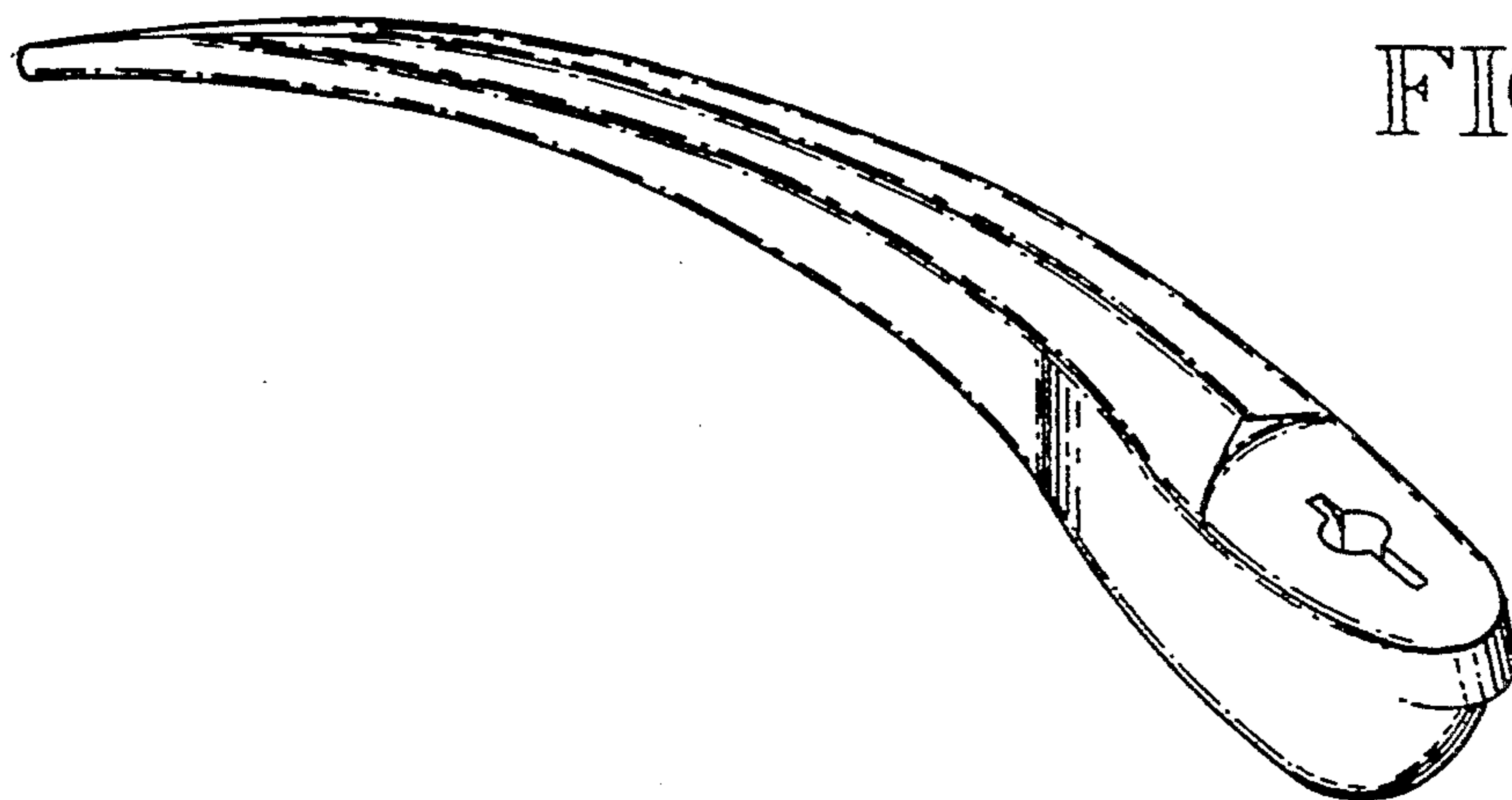


FIG. 1




FIG. 2

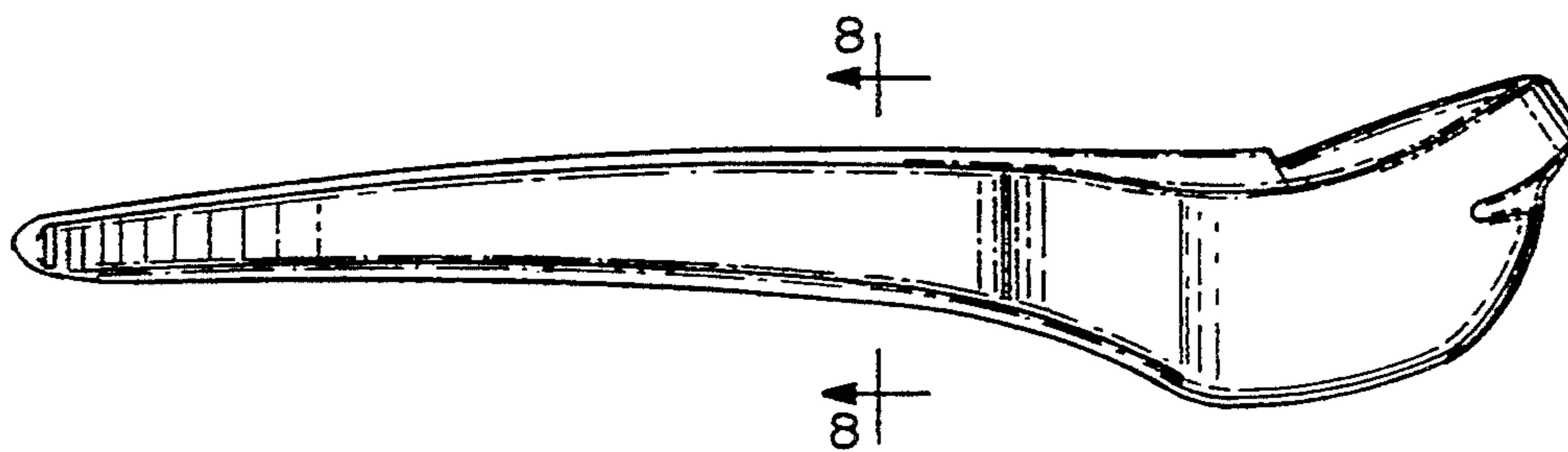


FIG. 3

FIG. 4



FIG. 5

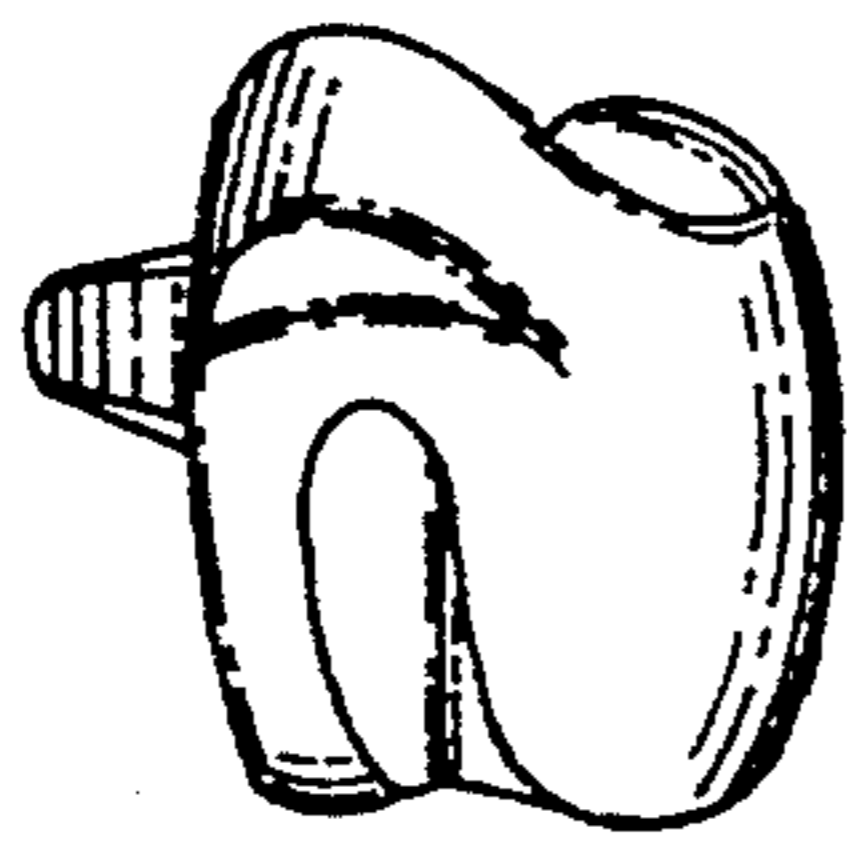


FIG. 6

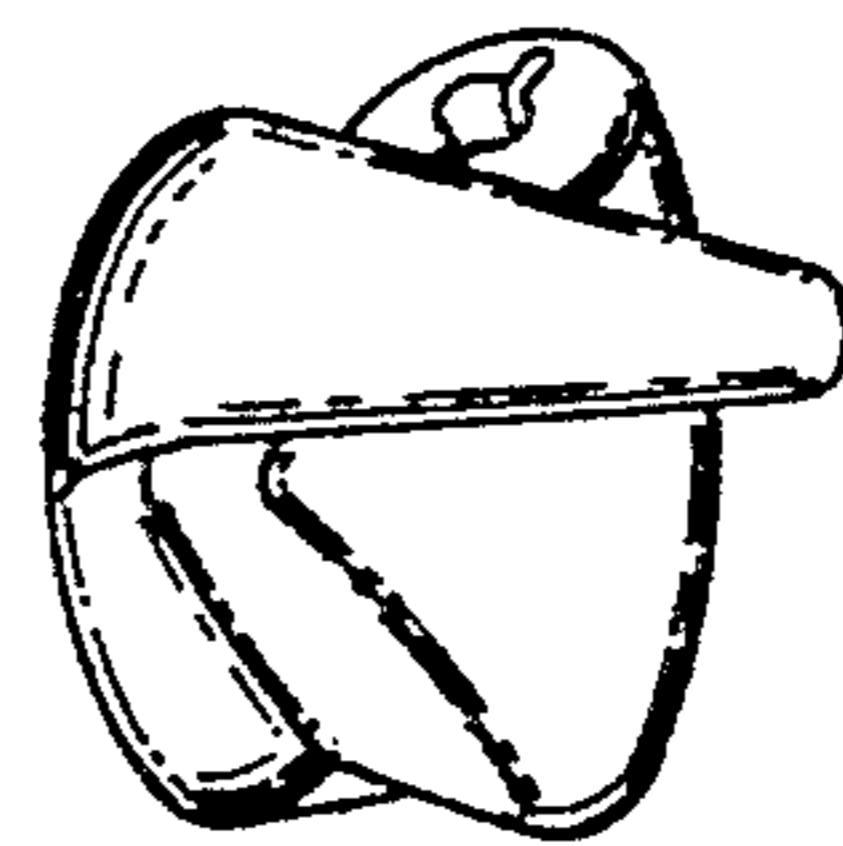


FIG. 7

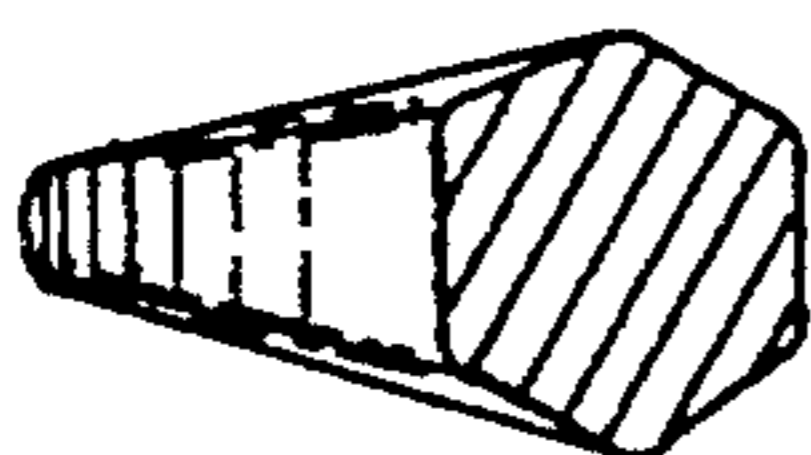


FIG. 8