



US00D357936S

United States Patent [19]

[11] Patent Number: **Des. 357,936**

Chen

[45] Date of Patent: **** May 2, 1995**

[54] **WRITING INSTRUMENT**

[75] Inventor: **Barnabas C. Chen**, Roland Heights, Calif.

[73] Assignee: **World Trend, Inc.**, Pomona, Calif.

[**] Term: **14 Years**

[21] Appl. No.: **19,869**

[22] Filed: **Mar. 11, 1994**

[52] U.S. Cl. **D19/48; D19/46; D19/51**

[58] Field of Search **D19/35, 36, 41-51, D19/54-58, 81-85; 401/29-34, 57, 90, 195, 99, 100, 209**

[56] **References Cited**

U.S. PATENT DOCUMENTS

D. 33,677	12/1900	Chandler	D19/50
D. 56,680	11/1920	Sawyer	D19/51
D. 89,339	2/1933	Hale	D19/48
D. 92,534	6/1934	Hale	D19/48
D. 100,845	8/1936	Bloser	D19/53 X
D. 142,361	9/1945	Hanle	D19/51

D. 200,511	3/1965	Fehling et al.	D19/51
D. 295,421	4/1988	Young	D19/48 X
D. 344,541	2/1994	Guo	D19/44
5,228,794	7/1993	Hochstetler	401/6

FOREIGN PATENT DOCUMENTS

153513	10/1953	Australia	401/57
1472112	1/1967	France	401/57

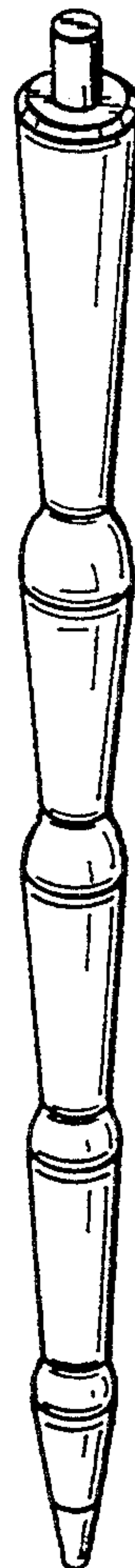
Primary Examiner—Martie Thompson
Attorney, Agent, or Firm—Richard L. Myers

[57] **CLAIM**

The ornamental design for a writing instrument, as shown and described.

DESCRIPTION

FIG. 1 is a top, side and back perspective view of one embodiment of the present invention;
FIG. 2 is a front view of the embodiment of FIG. 1;
FIG. 3 is a side view of the embodiment of the FIG. 1;
FIG. 4 is a bottom view of the embodiment of FIG. 1;
and,
FIG. 5 is a top, side, back view of a second embodiment of the present invention.






Fig. 1



Fig. 2



Fig. 3

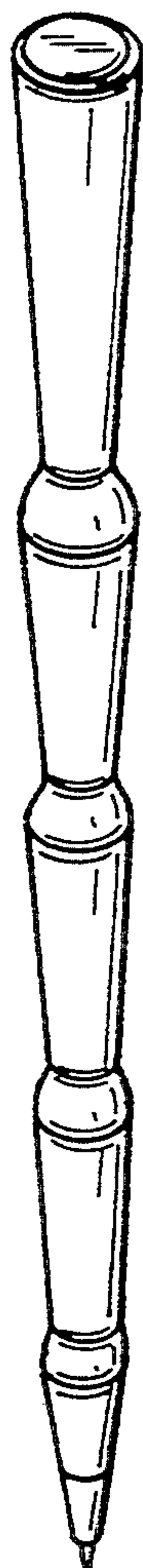


Fig. 5

Fig. 4

