



US00D357924S

United States Patent [19]

[11] Patent Number: **Des. 357,924**

Miller et al.

[45] Date of Patent: **** May 2, 1995**

[54] **CLIP-ON, CLIP-IN THERMAL UNIT FOR TEMPERATURE MODIFICATION OF A FOODSTUFF IN A CONTAINER**

Primary Examiner—Theodore M. Shooman
Assistant Examiner—Sandra Morris
Attorney, Agent, or Firm—Low & Low

[76] Inventors: **George P. Miller**, P.O. Box 152;
Randall S. Miller, P.O. Box 1606;
Wayne Thomas, 810 8th St., all of
Eagle Lake, Fla. 33839

[57] **CLAIM**

The ornamental design for a clip-on, clip-in thermal unit for temperature modification of a foodstuff in a container, as shown and described.

[**] Term: **14 Years**

DESCRIPTION

[21] Appl. No.: **24,460**

FIG. 1 is a perspective view of the first embodiment of the clip-on, clip-in thermal unit for temperature modification of a foodstuff in a container, showing our new design;

[22] Filed: **Jun. 13, 1994**

[52] U.S. Cl. **D15/79; D7/605**

FIG. 2 is a front elevation of the thermal unit shown in FIG. 1, with the clip thereof in the rearmost position; FIG. 3 is a side elevation of the thermal unit shown in FIG. 2 with the clip thereof positioned at the right side; FIG. 4 is a top plan view of the thermal unit shown in FIG. 1;

[58] Field of Search **D7/602, 605, 608; D15/79, 89, 90; 62/372, 293, 457.1-457.8, 459; 249/117, 118-121, 126-129**

FIG. 5 is a bottom plan view of the thermal unit shown in FIG. 1;

[56] **References Cited**


U.S. PATENT DOCUMENTS

| | | | |
|------------|---------|---------------------|----------|
| D. 273,247 | 4/1984 | Pigott | D7/608 |
| D. 334,689 | 4/1993 | Mason | D7/605 |
| 1,030,325 | 6/1912 | Peoples et al. | 62/457.1 |
| 2,160,165 | 5/1939 | Patterson | 62/457.1 |
| 2,288,044 | 6/1942 | Stemme | 62/457.3 |
| 2,332,856 | 10/1943 | Kalajian | 249/119 |
| 2,738,890 | 3/1956 | Dahl et al. | 62/457.1 |
| 2,805,554 | 9/1957 | Schachtslek | 62/293 |
| 3,263,806 | 8/1966 | Ring | 62/457.1 |
| 4,485,636 | 12/1984 | Hilado | 62/430 |
| 4,843,836 | 7/1989 | Childers | 62/293 |
| 5,044,173 | 9/1991 | Cheng | 62/372 |
| 5,201,193 | 4/1993 | Sundhar et al. | 62/273 |
| 5,272,890 | 12/1993 | Denxa | 62/457.4 |

FIG. 6 is a perspective view of a second embodiment of the thermal unit of the invention, wherein the rearmost face is similar to the unobstructed front view face;

FIG. 7 is a perspective view of a third embodiment of the thermal unit of the invention, wherein the rear two faces are similar to the unobstructed front view face; and,

FIG. 8 is a perspective view of a fourth embodiment of the thermal unit of the invention, wherein the hidden rear cylindrical portion of the unit is similar to the unobstructed front cylindrical portion thereof.






FIG. 1




FIG. 2

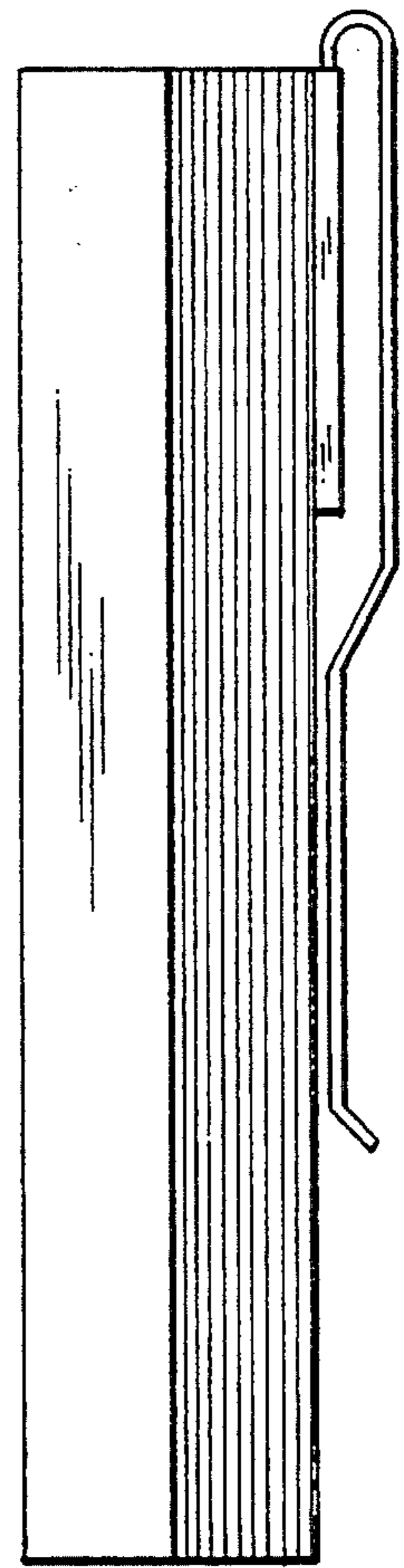


FIG. 3

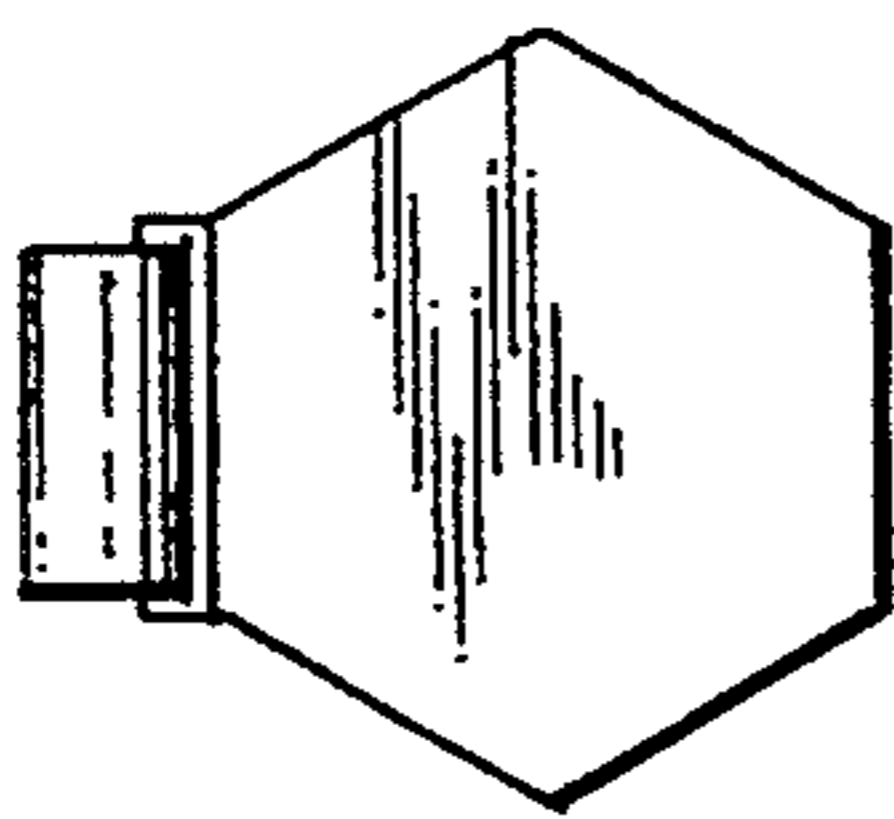


FIG. 4

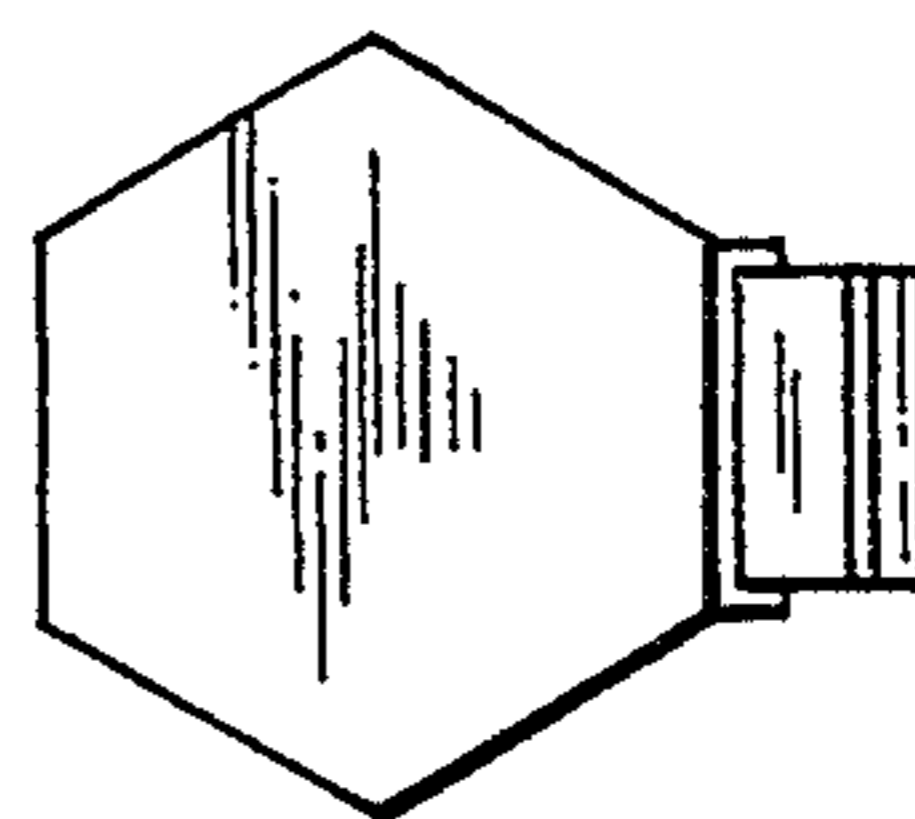


FIG. 5

FIG. 6

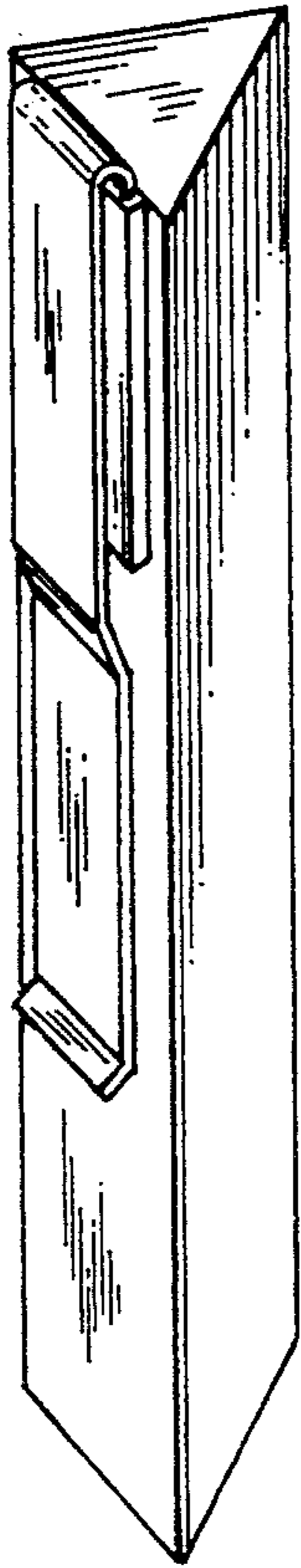


FIG. 7

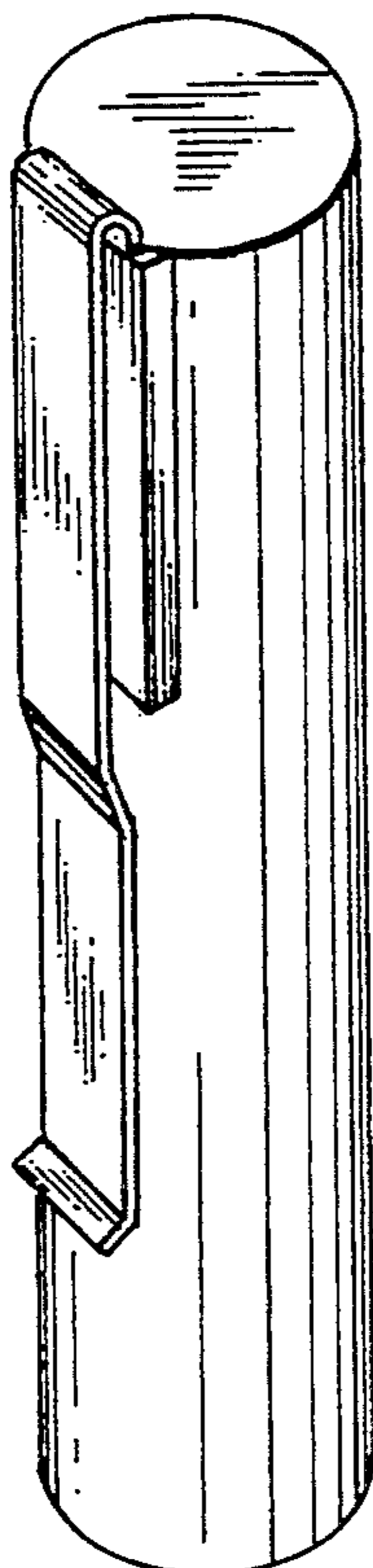
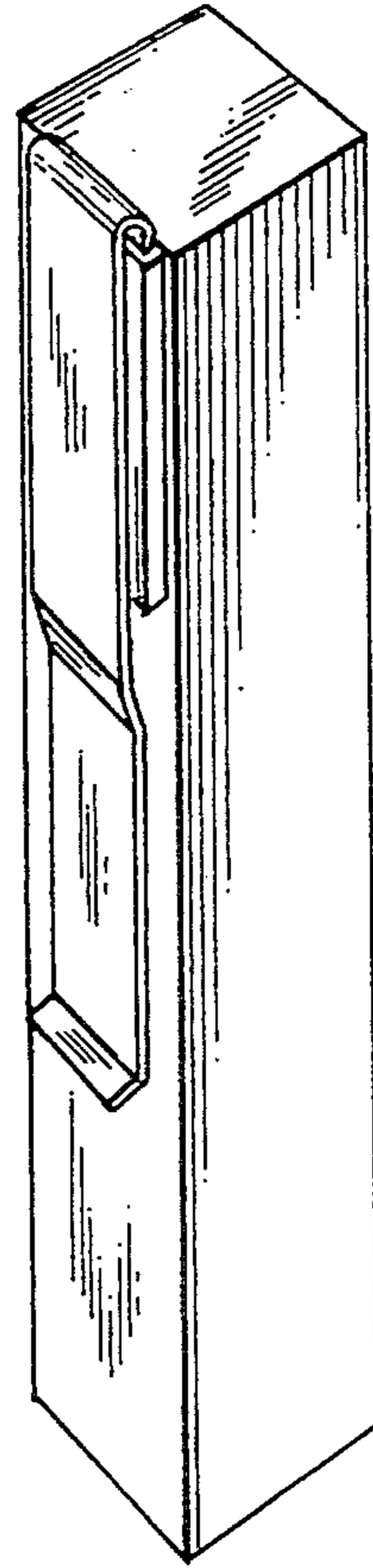


FIG. 8