



US00D357915S

United States Patent [19]

[11] Patent Number: **Des. 357,915**

Hillenmayer

[45] Date of Patent: **** May 2, 1995**

[54] **TELEPHONE STATION**

[75] Inventor: **Stefan Hillenmayer, Munich, Germany**

[73] Assignee: **Siemens Aktiengesellschaft, Munich, Germany**

[**] Term: **14 Years**

[21] Appl. No.: **7,991**

[22] Filed: **May 7, 1993**

[30] **Foreign Application Priority Data**

Nov. 9, 1992 [DE] Germany M9208271.8

[52] U.S. Cl. **D14/151**

[58] Field of Search D14/137, 138, 140, 142, D14/149-151, 240, 241, 248; 379/419, 420, 428, 440, 434-436

[56] **References Cited**

U.S. PATENT DOCUMENTS

D. 284,189	6/1986	Takeuchi et al.	D14/151
D. 288,809	3/1987	Asaki et al.	D14/151
D. 301,338	5/1989	Sato et al.	D14/151
D. 303,526	9/1989	Gordon	D14/151
D. 321,511	11/1991	Swarthout	D14/241 X
D. 321,871	11/1991	Ando	D14/241 X
D. 322,786	12/1991	Wu	D14/142 X
D. 340,054	10/1993	Wetzel et al.	D14/151
5,121,427	6/1992	Gomb et al.	D14/150 X

OTHER PUBLICATIONS

Intertel, "Hitec" catalog item 1232.

Intertel, "Hitec" catalog item 824.

Primary Examiner—Nelson C. Holtje

Assistant Examiner—Jeffrey Asch

Attorney, Agent, or Firm—Hill, Steadman & Simpson

[57] **CLAIM**

The ornamental design for a telephone station, as shown and described.

DESCRIPTION

FIG. 1 is a perspective view taken from the right side of the telephone station showing my new design;

FIG. 2 is a top plan view of the telephone station of FIG. 1 with the handpiece removed from the base unit;

FIG. 3 is a top plan view of the telephone station of FIG. 1;


FIG. 4 is a front elevational view of the telephone station of FIG. 1;

FIG. 5 is a side elevational view of the left side of the telephone station of FIG. 1;

FIG. 6 is a side elevational view of the right side of the telephone station of FIG. 1;

FIG. 7 is a back elevational view of the telephone station of FIG. 1; and,

FIG. 8 is a bottom plan view of the telephone station of FIG. 1.



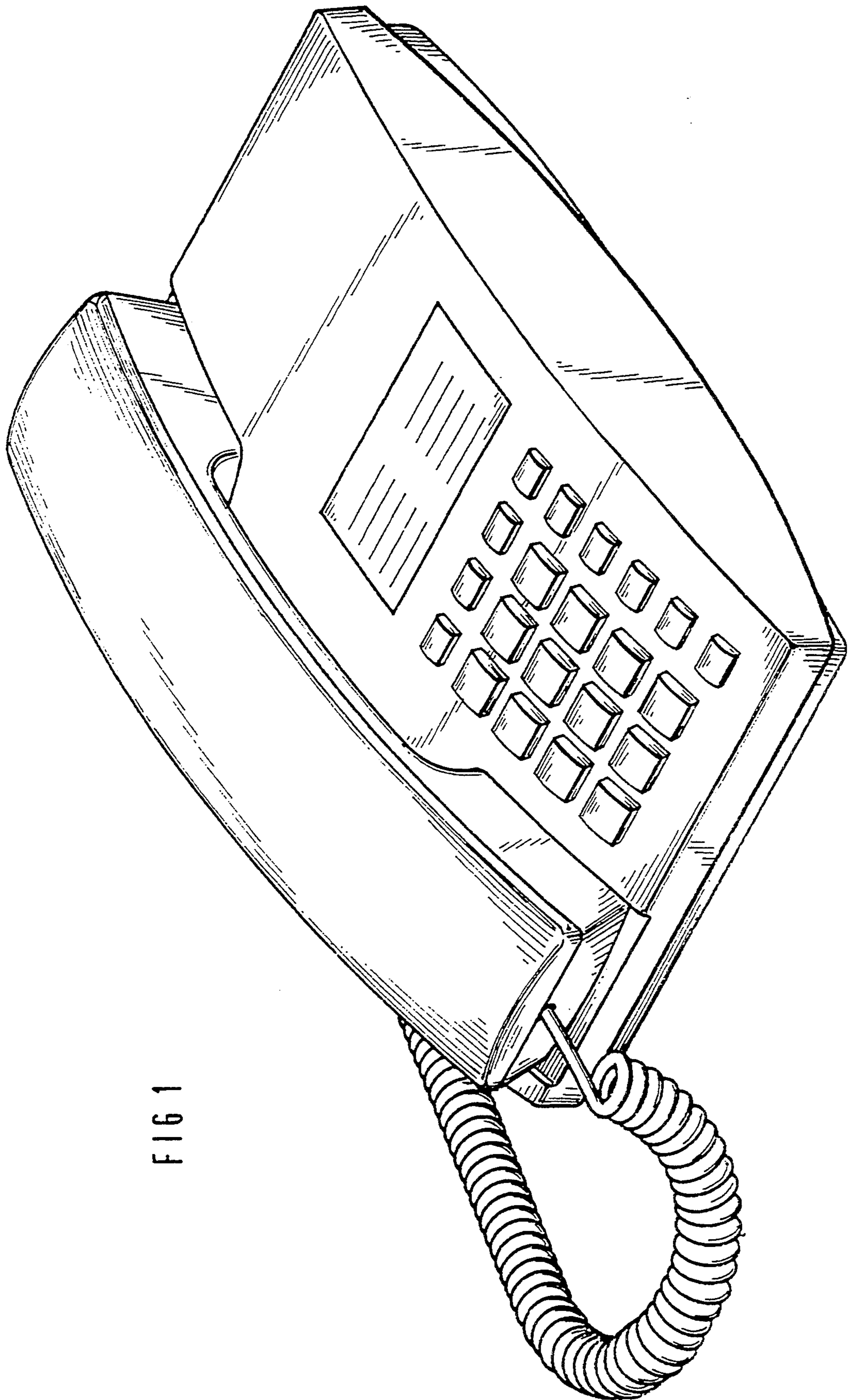


FIG 1

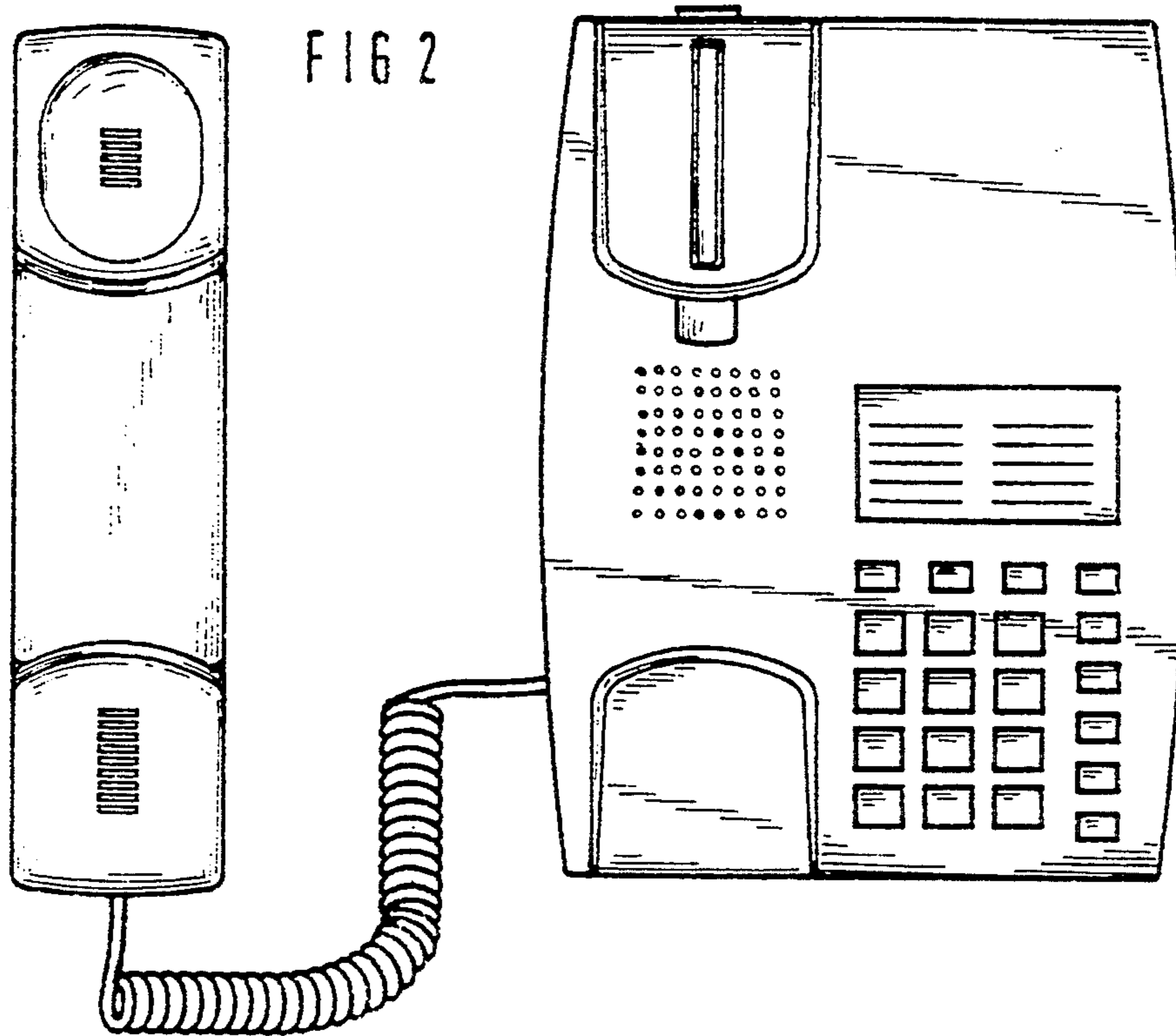


FIG 3




FIG 4




FIG 5




FIG 6




FIG 7

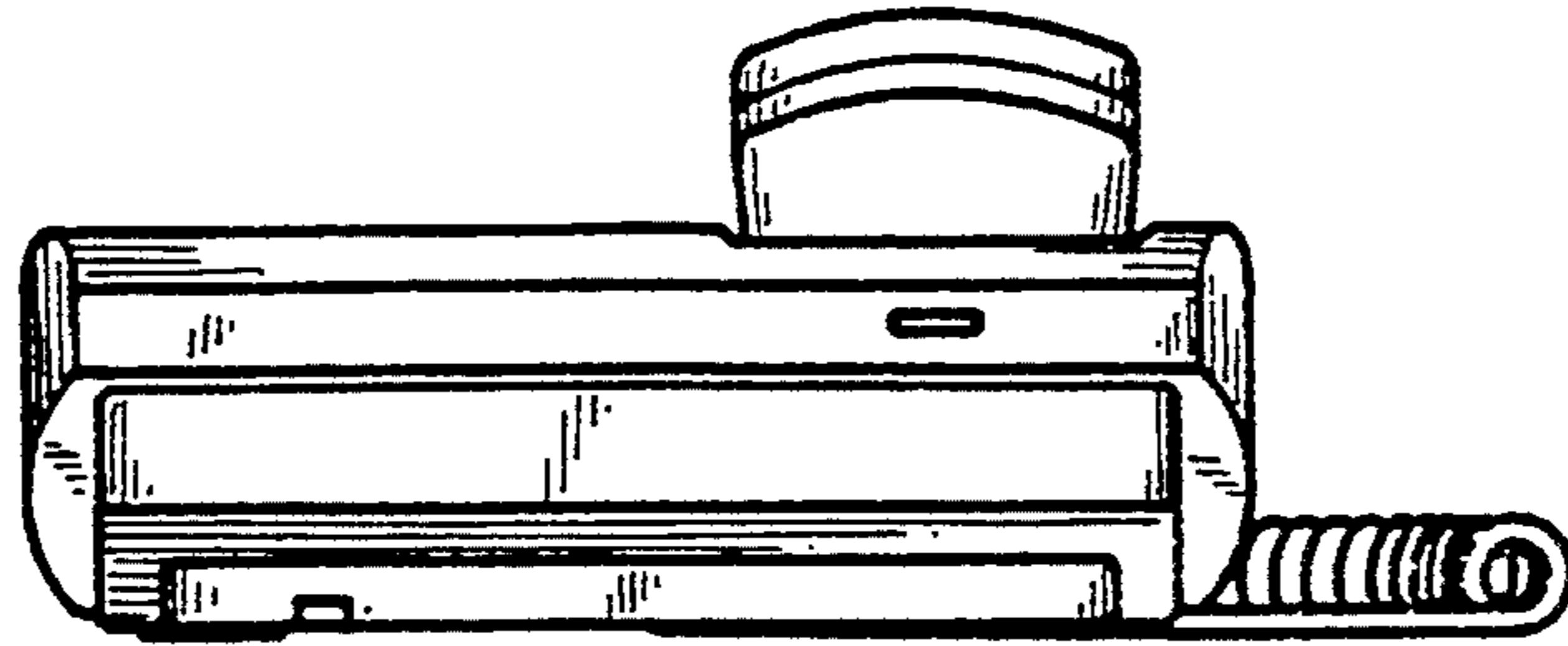


FIG 8

