



US00D357902S

# United States Patent [19]

[11] Patent Number: **Des. 357,902**

Daniels

[45] Date of Patent: **\*\* May 2, 1995**

[54] **PERSONAL COMPUTER**

D. 335,652	5/1993	Daniels .....	D14/100
5,208,722	5/1993	Ryan .....	360/99.1
5,236,259	8/1993	Ryan .....	312/244

[75] Inventor: **George R. Daniels**, Spring, Tex.

[73] Assignee: **Compaq Computer Corporation**, Houston, Tex.

[\*\*] Term: **14 Years**

[21] Appl. No.: **11,829**

[22] Filed: **Aug. 13, 1993**

[52] U.S. Cl. .... **D14/100**

[58] Field of Search ..... D14/100, 102, 107-109; D13/162, 184, 199; 312/194, 208.1, 223.2, 223.3; 360/97.01, 97.04, 98.01, 99.12, 99.01; 361/600, 622, 724-728

### OTHER PUBLICATIONS

Computer Shopper, May 1990, pp. 131, 184, 196, 434, 703.

PC Magazine, Aug. 1993, pp. 48-49, 55, 57, 68, 69, 85, 121, 153, 205, 300, 372, 433, 451, 458, 464, 480.

Primary Examiner—Freda S. Nunn

Attorney, Agent, or Firm—L. Jon Lindsay

### [57] CLAIM

The ornamental design for a personal computer, as shown and described.

### DESCRIPTION

FIG. 1 is a front, left, top perspective view of a personal computer showing my new design;

FIG. 2 is a front elevational view thereof;

FIG. 3 is a left side elevational view thereof;

FIG. 4 is a right side elevational view thereof;

FIG. 5 is a rear elevational view thereof;


FIG. 6 is a bottom plan view thereof; and,

FIG. 7 is a top plan view thereof.


### [56] References Cited

#### U.S. PATENT DOCUMENTS


D. 308,515	6/1990	Stead .....	D14/100
D. 308,517	6/1990	Horie .....	D14/109
D. 310,070	8/1990	Makidera .....	D14/102
D. 313,015	12/1990	Ryan .....	D14/102
D. 323,822	2/1992	Fujihara .....	D14/125
D. 333,817	3/1993	Marotti .....	D14/109



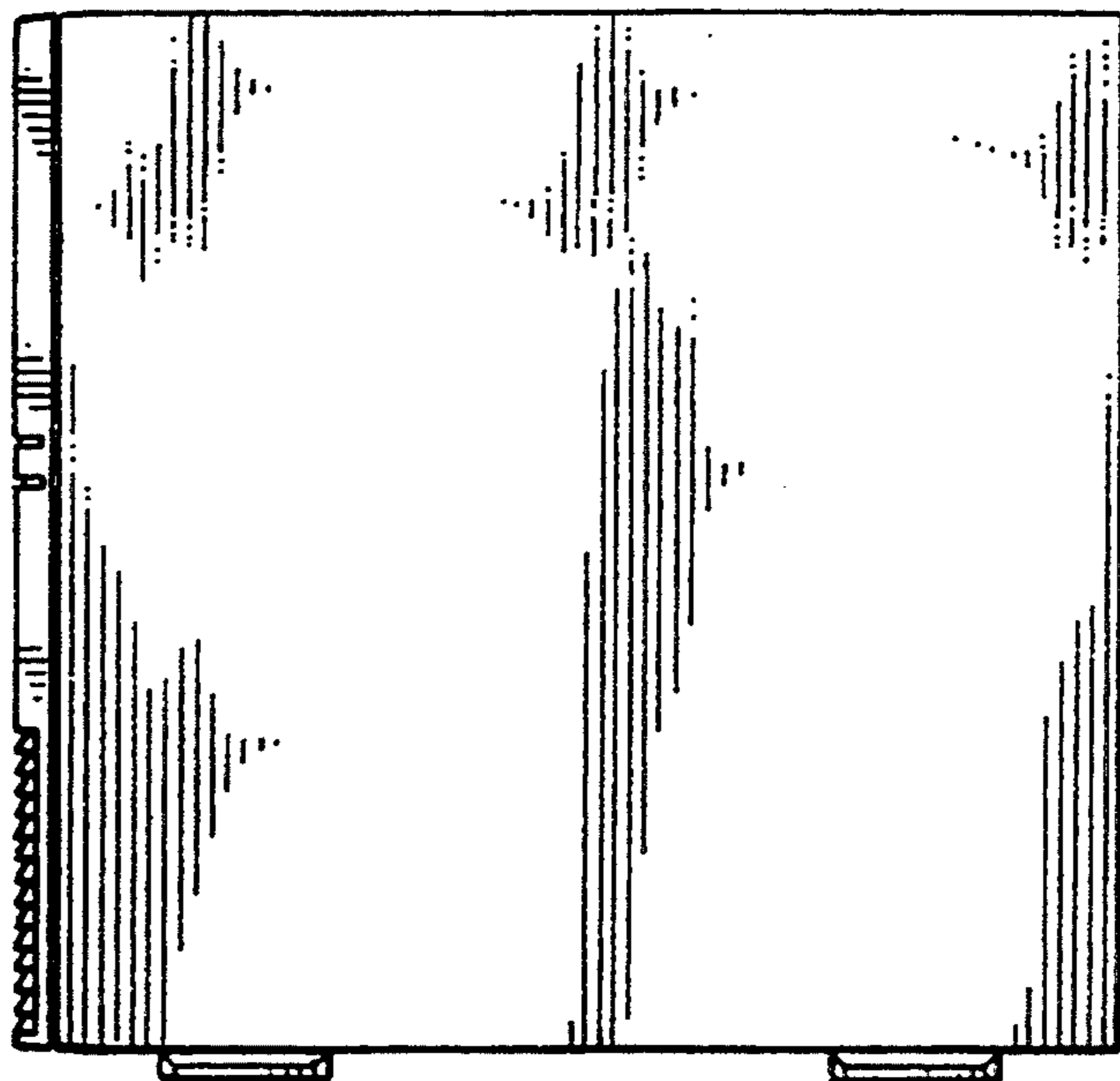
**Fig. 1**

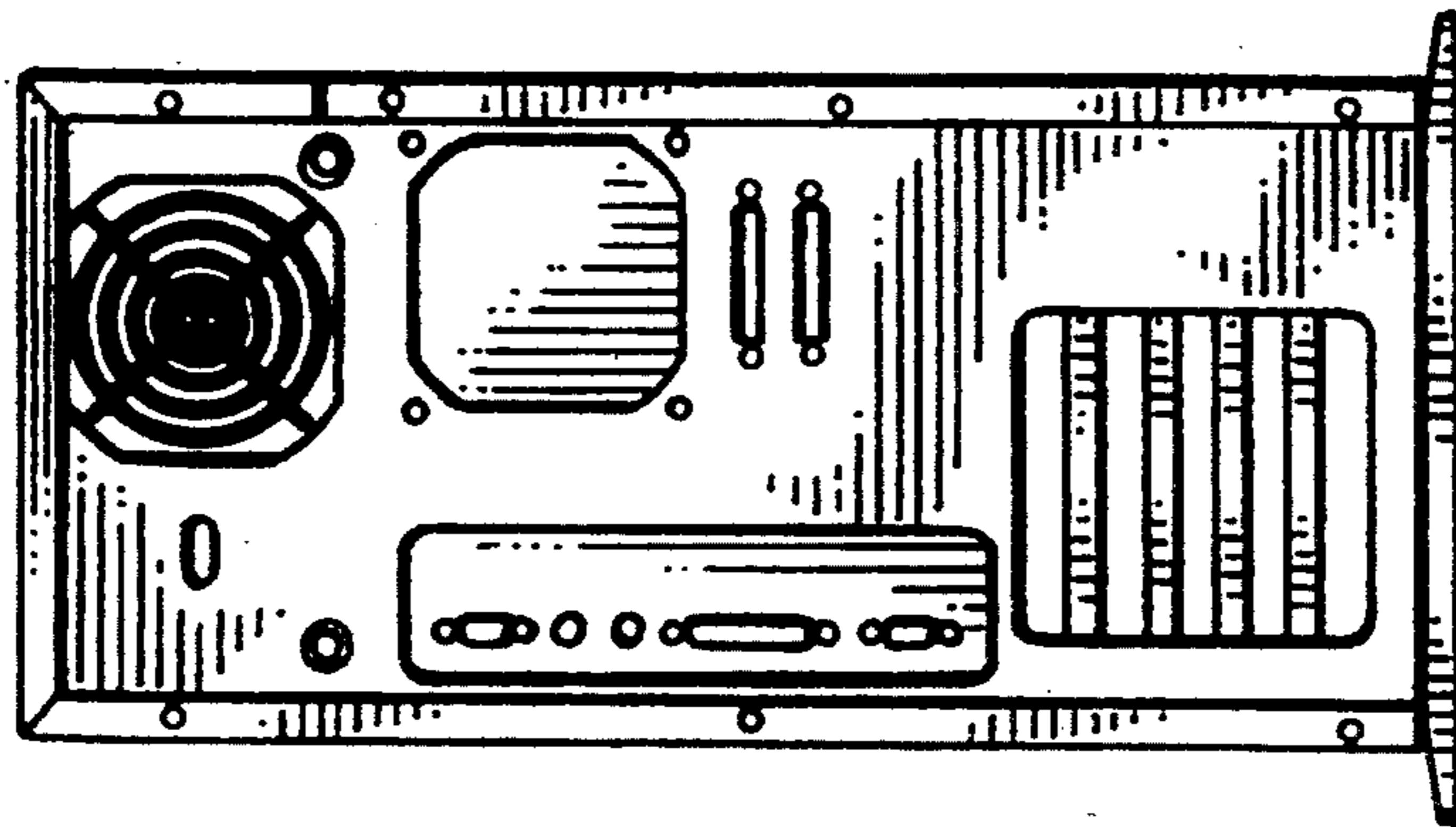


**Fig. 2**

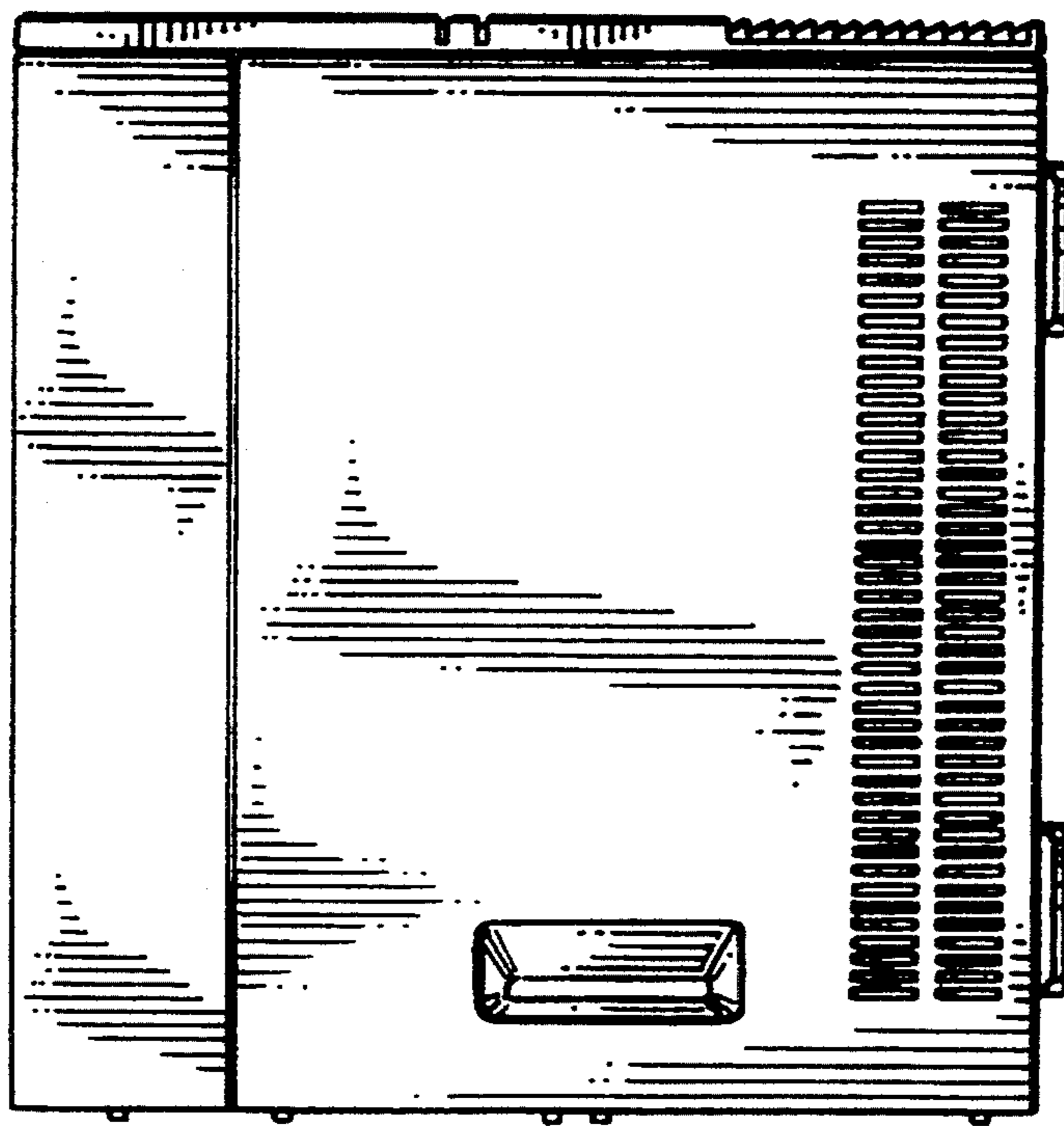


**Fig. 3**

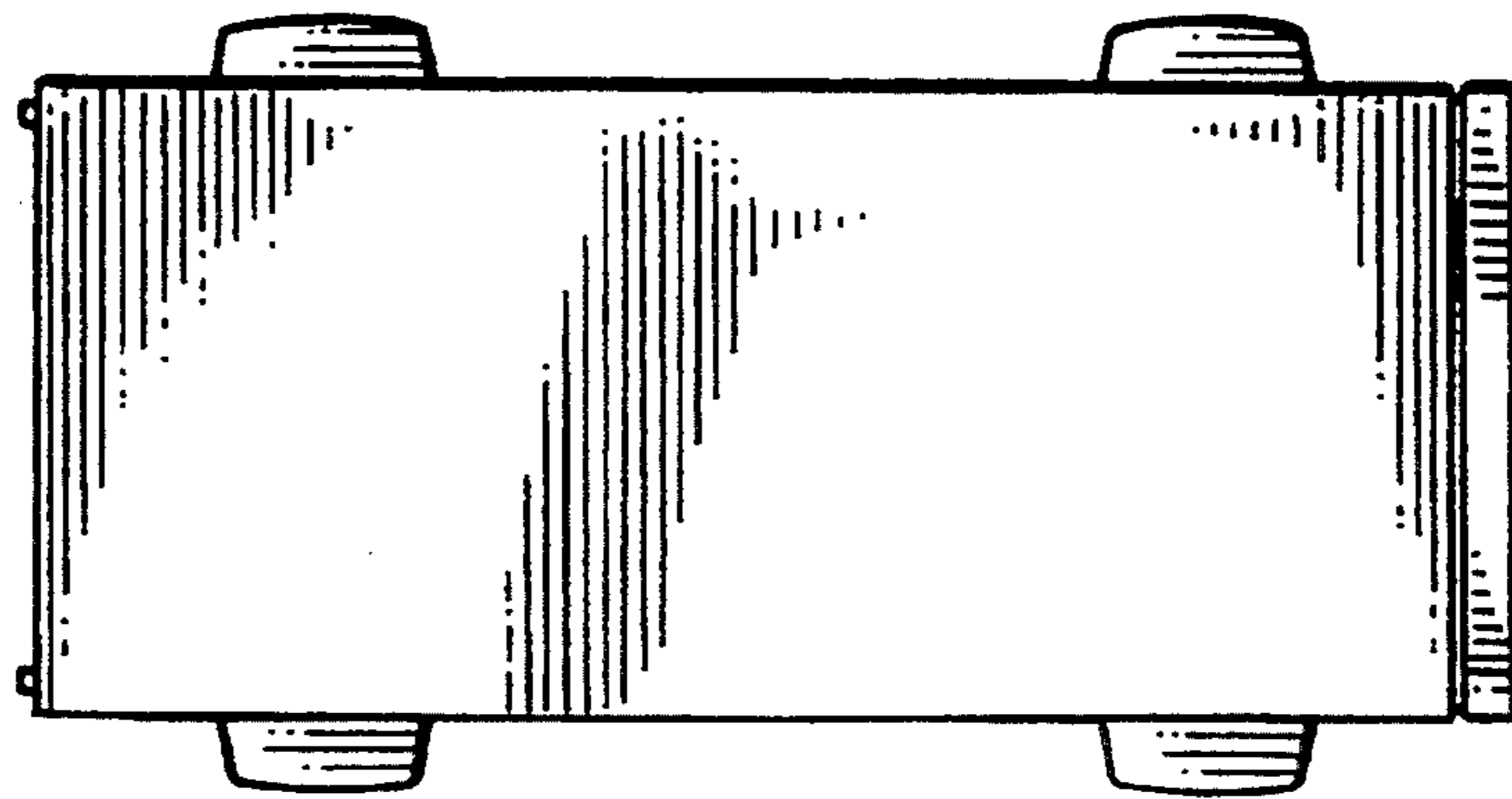




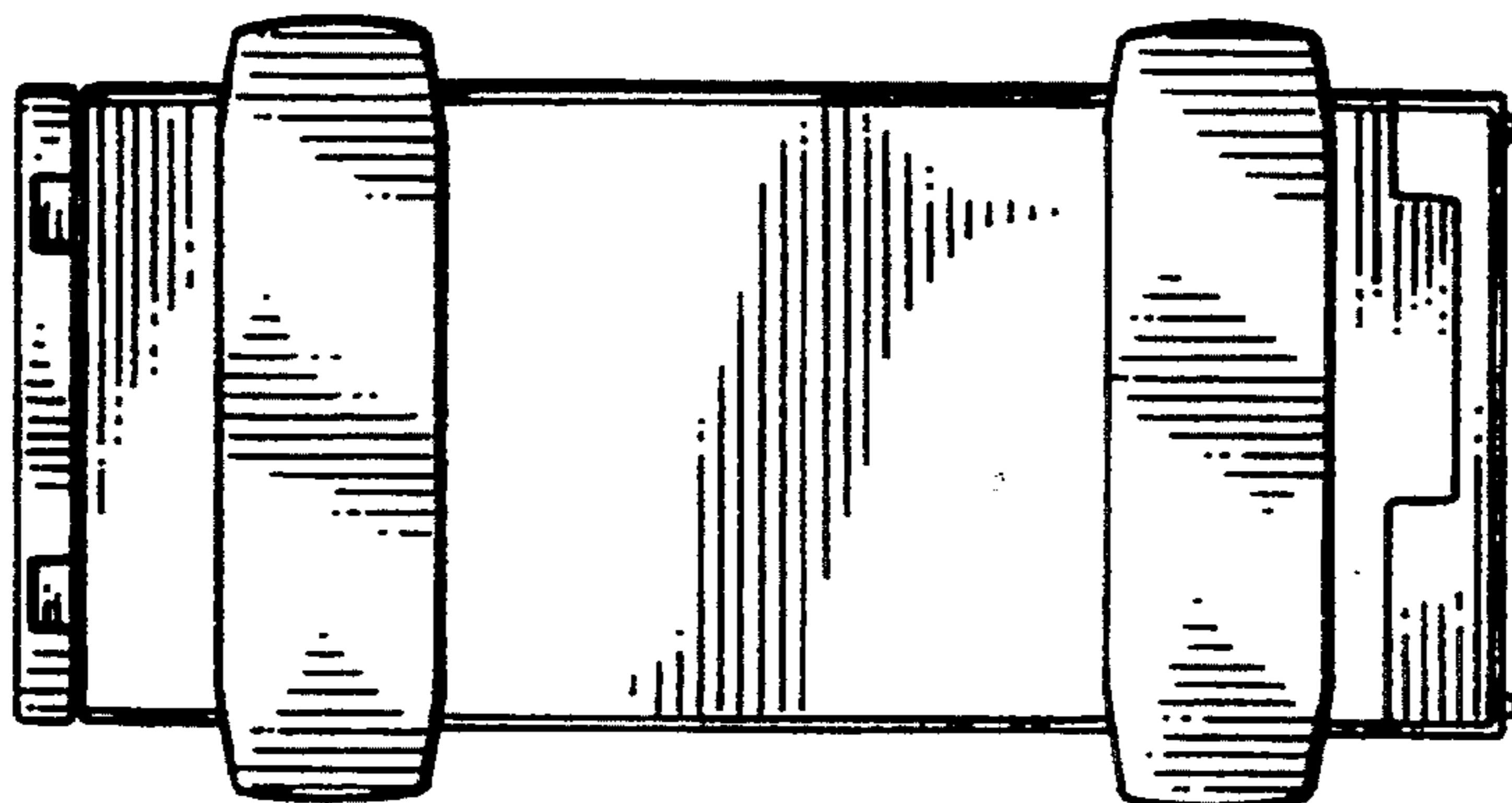
**Fig. 5**



**Fig. 4**



**Fig. 7**



**Fig. 6**