



US00D357882S

# United States Patent [19]

[11] Patent Number: **Des. 357,882**

Nevarez et al.

[45] Date of Patent: **\*\* May 2, 1995**

[54] CHEMILUMINESCENT LIGHT STICK

[56] References Cited

### U.S. PATENT DOCUMENTS

[76] Inventors: **Gregg W. Nevarez**, 5427 Quail Ridge Dr., Camarillo, Calif. 93012; **Anthony Wilson**, 650 Picacho La., Santa Barbara, Calif. 93108

D. 331,889 12/1992 Kaplan ..... D26/37 X  
5,213,405 5/1993 Giglia ..... 362/34

*Primary Examiner*—Susan J. Lucas  
*Attorney, Agent, or Firm*—Michael G. Petit

[\*\*] Term: **14 Years**

### [57] CLAIM

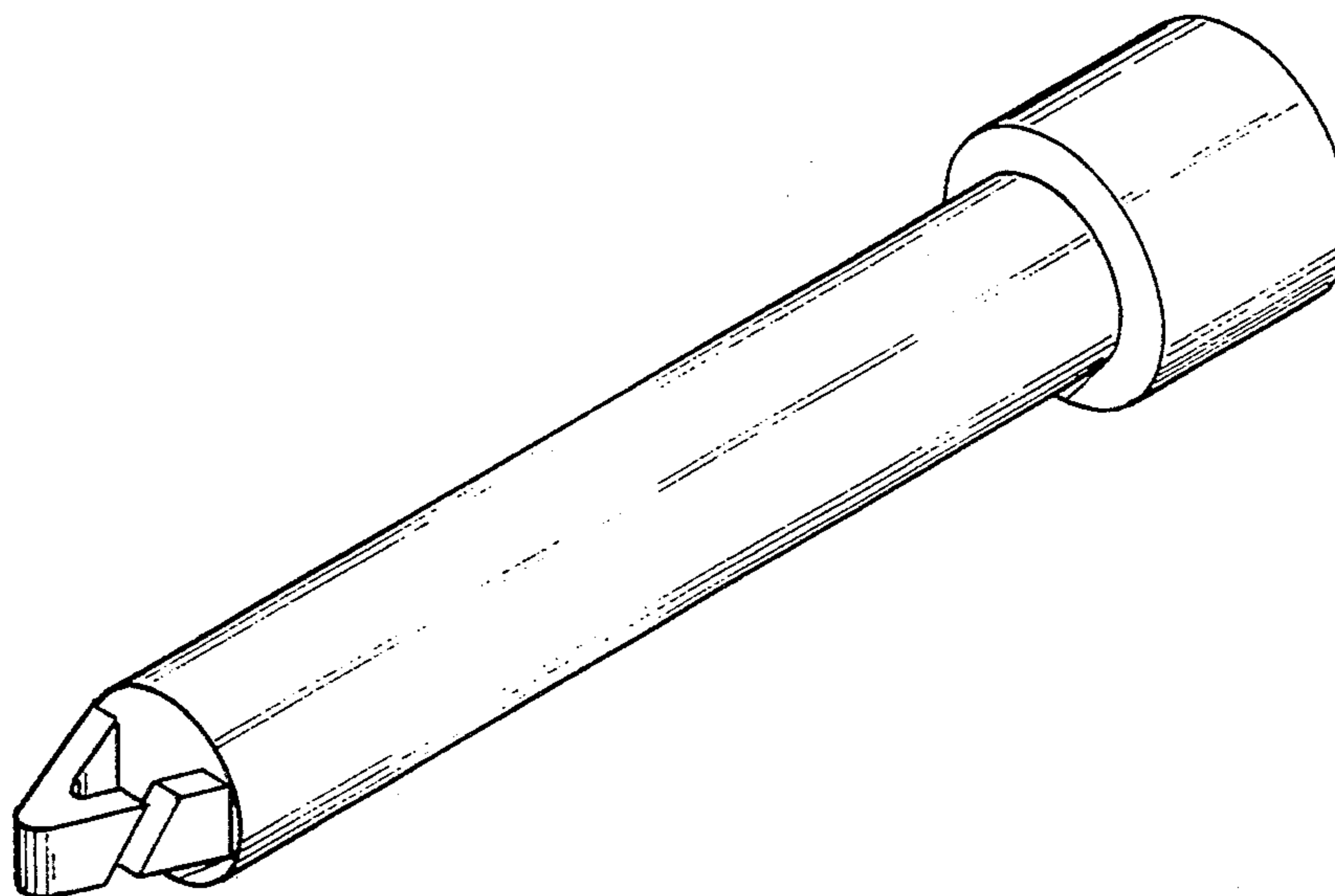
The ornamental design for a chemiluminescent light stick, as shown and described.

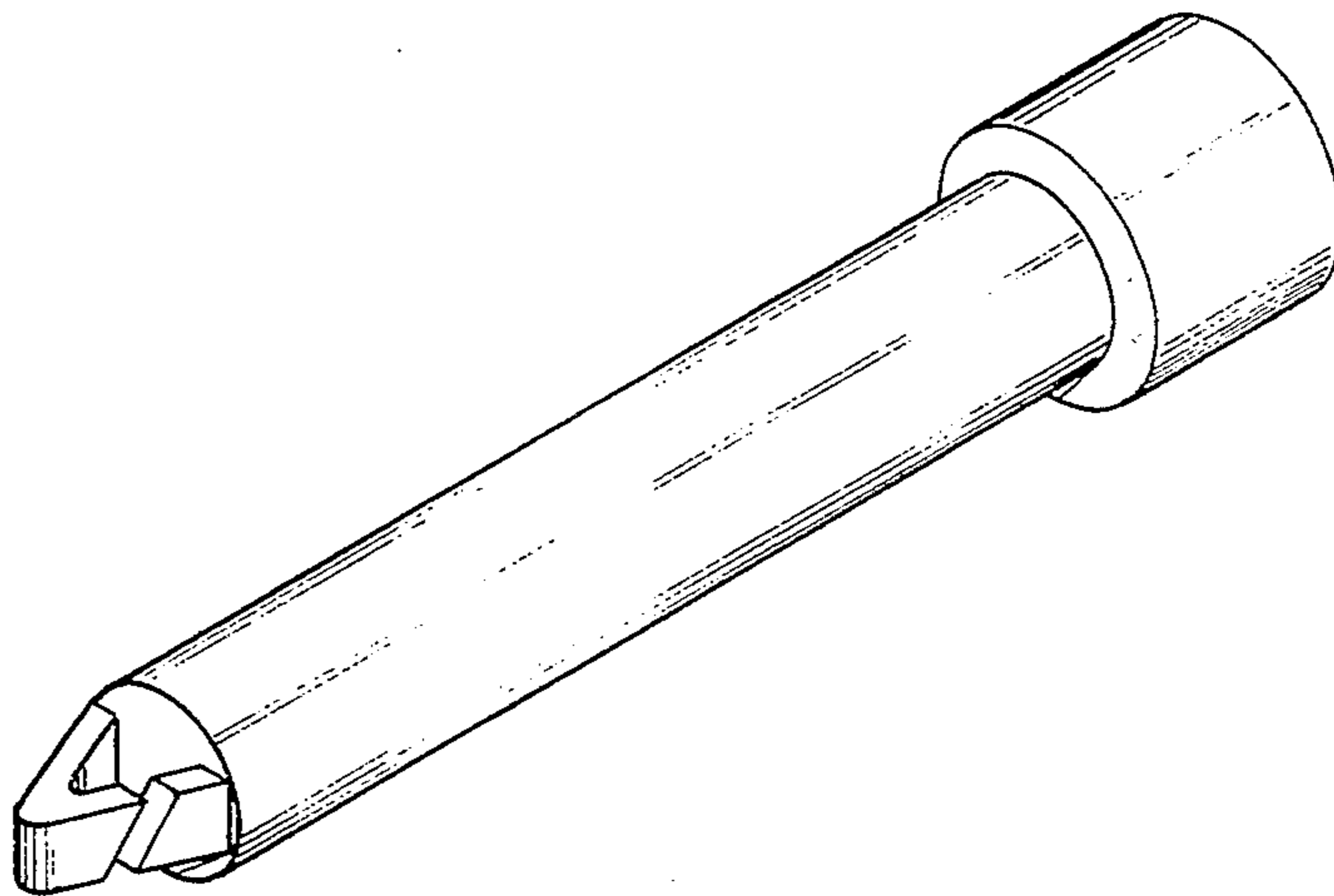
[21] Appl. No.: **20,167**

### DESCRIPTION

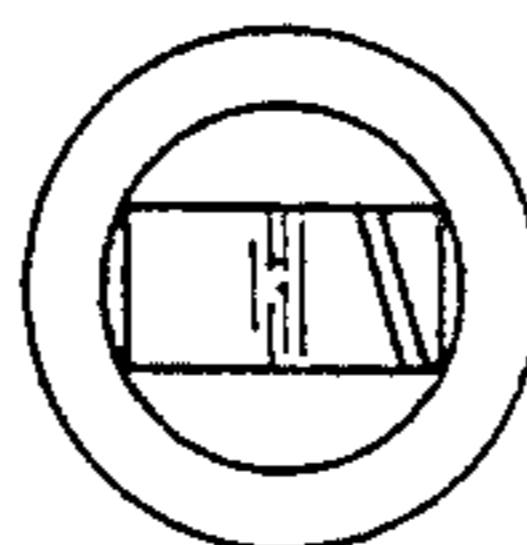
[22] Filed: **Mar. 16, 1994**  
[52] U.S. Cl. .... **D10/114; D26/37**  
[58] Field of Search ..... **D26/37-50;**  
**362/34, 84, 157, 158, 183, 184, 187-191, 202,**  
**396; D10/114**

FIG. 1 is a perspective view of the device;  
FIG. 2 is a front elevational view of the device, the rear elevational view being identical except for the location of the opening of the slot on the top hanger;  
FIG. 3 is a top plan view thereof;  
FIG. 4 is a left side view thereof;  
FIG. 5 is a right side view thereof; and,  
FIG. 6 is a bottom plan view thereof.







*Fig 1*




*Fig 3*



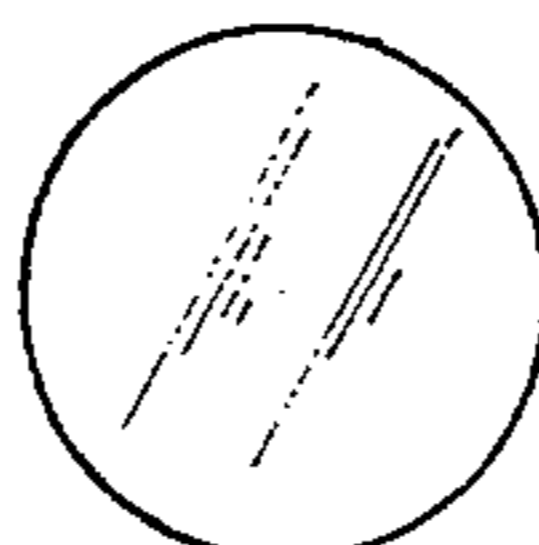
*Fig 4*



*Fig 2*



*Fig 5*



*Fig 6*