



US00D357827S

United States Patent [19]

[11] Patent Number: **Des. 357,827**

Schultz

[45] Date of Patent: **** May 2, 1995**

[54] LOG HOLDER

3,897,876	8/1975	Feldman	211/182	X
4,264,081	4/1981	Markham	211/49.1	X
4,765,491	8/1988	Mueller	211/49.1	
5,183,226	2/1993	Brooks	248/97	

[76] Inventor: **Robert Schultz**, 261 Rte. 206, Somerville, N.J. 08876

[**] Term: **14 Years**

OTHER PUBLICATIONS

[21] Appl. No.: **14,292**

How to Make PVC Pipe Furniture for Indoors and Outdoors p. 151, Figure A, ©1985.

[22] Filed: **Oct. 19, 1993**

Primary Examiner—Jeffrey Asch
Attorney, Agent, or Firm—Robert J. Ferb

[52] U.S. Cl. **D6/462**

[58] Field of Search **D6/462-465,**
D6/449, 396, 499, 411, 415, 416, 491; D34/5,
17, 21; D21/245; D23/403; 248/97, 146;
211/49.1, 60.1, 13, 181, 182, 189

[57] CLAIM

The ornamental design for a log holder, as shown and described.

[56] References Cited

DESCRIPTION

U.S. PATENT DOCUMENTS

D. 130,632	12/1941	Millberg	D6/411
D. 131,907	4/1942	Sarvis	D6/411 X
D. 163,094	5/1951	Connor	D34/17
D. 231,551	4/1974	Norman	D21/245 X
D. 326,172	5/1992	Biesele et al.	D34/5
D. 349,332	8/1994	Albritton	D6/499 X

FIG. 1 is a perspective view of a log holder, showing my new design;
FIG. 2 is a top view;
FIG. 3 is a front elevation view, the rear being a mirror image thereof; and,
FIG. 4 is a right side elevation view, the left being a mirror image thereof.

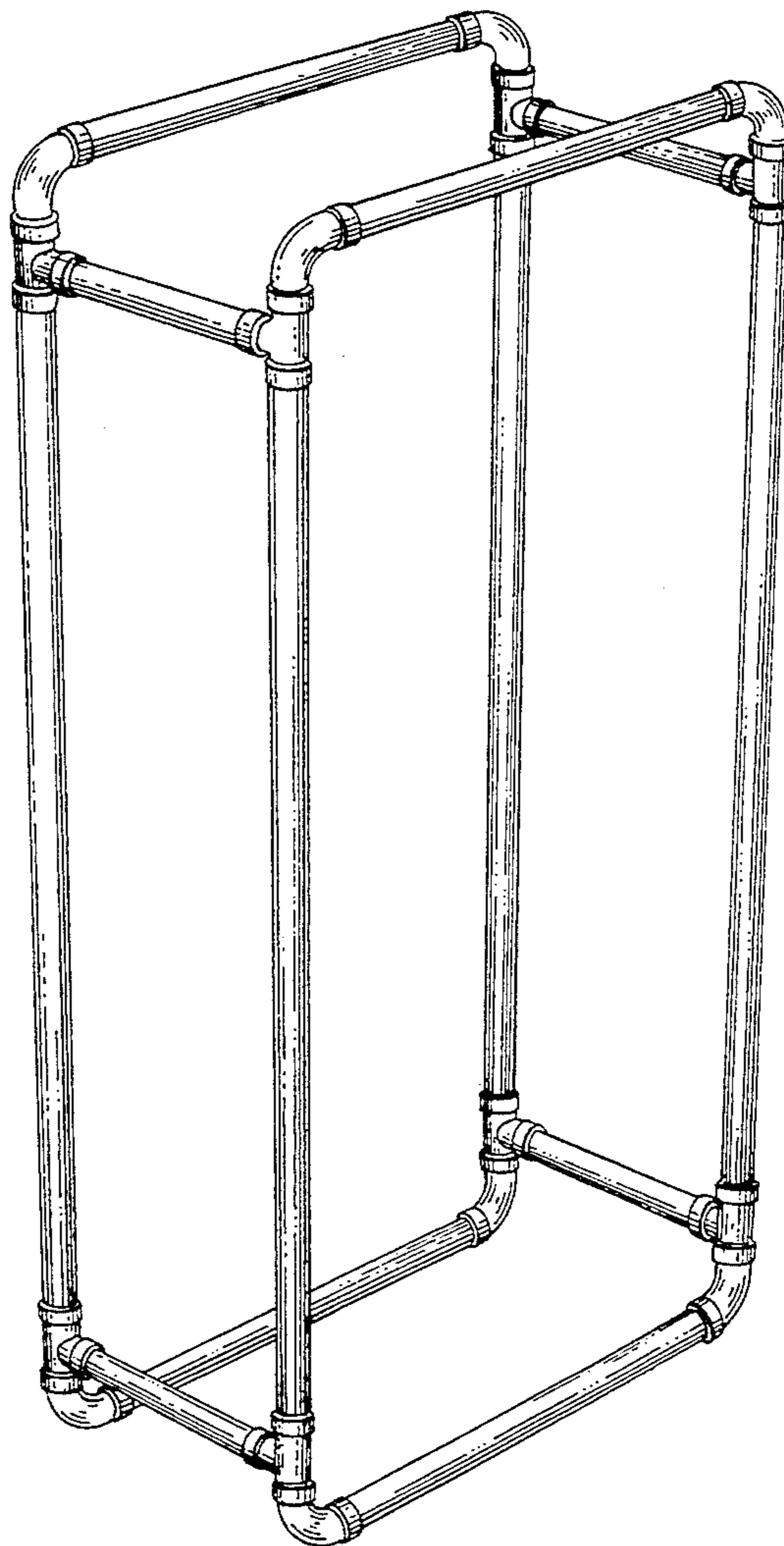


FIG. 1

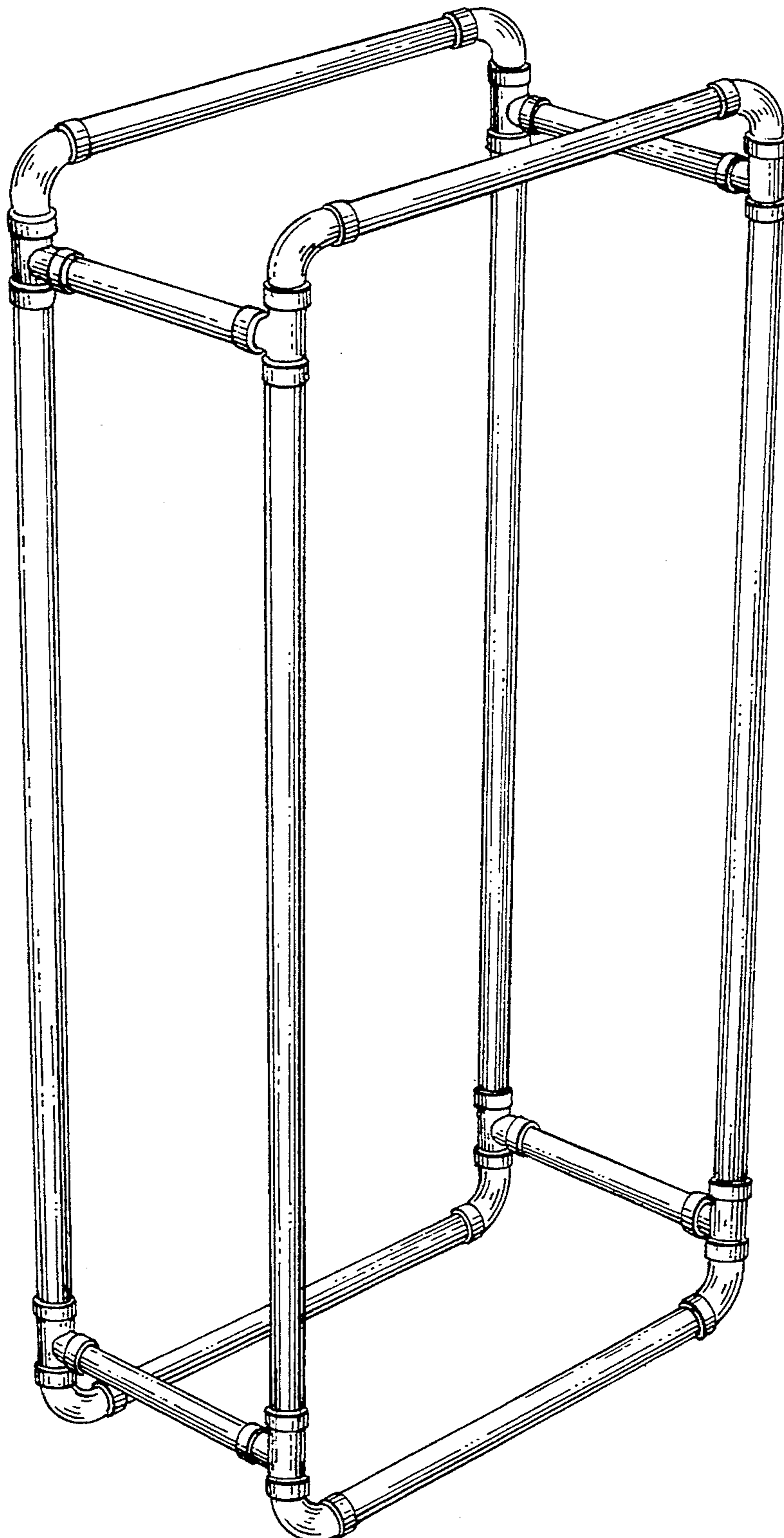


FIG. 2




FIG. 3




FIG. 4

