



US00D357819S

United States Patent [19]

[11] Patent Number: **Des. 357,819**

Hill et al.

[45] Date of Patent: **** May 2, 1995**

[54] **DUAL ROD FAN STYLE CHAIR**

D. 340,365 10/1993 Hess D6/370

[75] Inventors: **Andy Hill; Darren Stoddart**, both of Joplin, Mo.; **Richard Minchey**, Goodlettsville, Tenn.; **Joseph E. Blazar**, Joplin, Mo.

Primary Examiner—Alan P. Douglas
Assistant Examiner—Gary D. Watson
Attorney, Agent, or Firm—Michael J. Kline

[73] Assignee: **Sunbeam Corporation**, Fort Lauderdale, Fla.

[57] **CLAIM**

The ornamental design for a dual rod fan style chair, as shown and described.

[**] Term: **14 Years**

DESCRIPTION

[21] Appl. No.: **20,620**

FIG. 1 is an isometric view of a dual rod fan style chair in accordance with the present invention;

[22] Filed: **Mar. 29, 1994**

FIG. 2 is a front elevational view of the dual rod fan style chair of FIG. 1;

[52] U.S. Cl. **D6/376; D6/379**

FIG. 3 is a rear elevational view of the dual rod fan style chair of FIG. 1;

[58] Field of Search **D6/334, 358, 370, 374, D6/376, 379, 380, 500, 501, 502; 297/411.41, 446**

FIG. 4 is a top plan view of the dual rod fan style chair of FIG. 1;

[56] **References Cited**


U.S. PATENT DOCUMENTS

- D. 269,747 7/1983 Wallace D6/376
- D. 286,827 11/1986 Arthur, Jr. D6/376
- D. 286,828 11/1986 Arthur, Jr. D6/376
- D. 334,297 3/1993 Rehmert D6/376

FIG. 5 is a bottom plan view of the dual rod fan style chair of FIG. 1;

FIG. 6 is a left side elevational view of the dual rod fan style chair of FIG. 1; and,

FIG. 7 is a right side elevational view of the dual rod fan style chair of FIG. 1.






FIG. 1




FIG. 2




FIG. 3

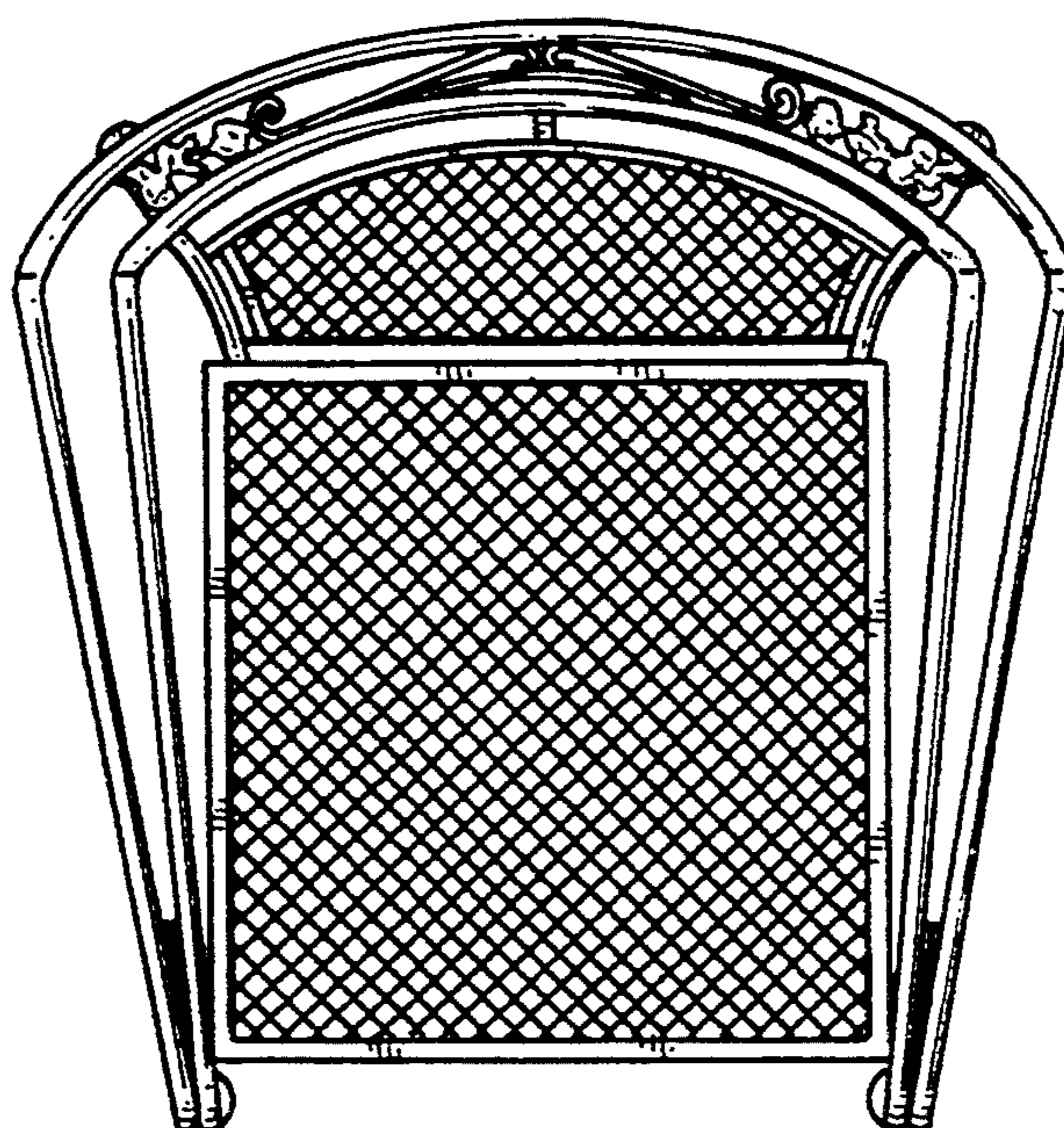


FIG. 4

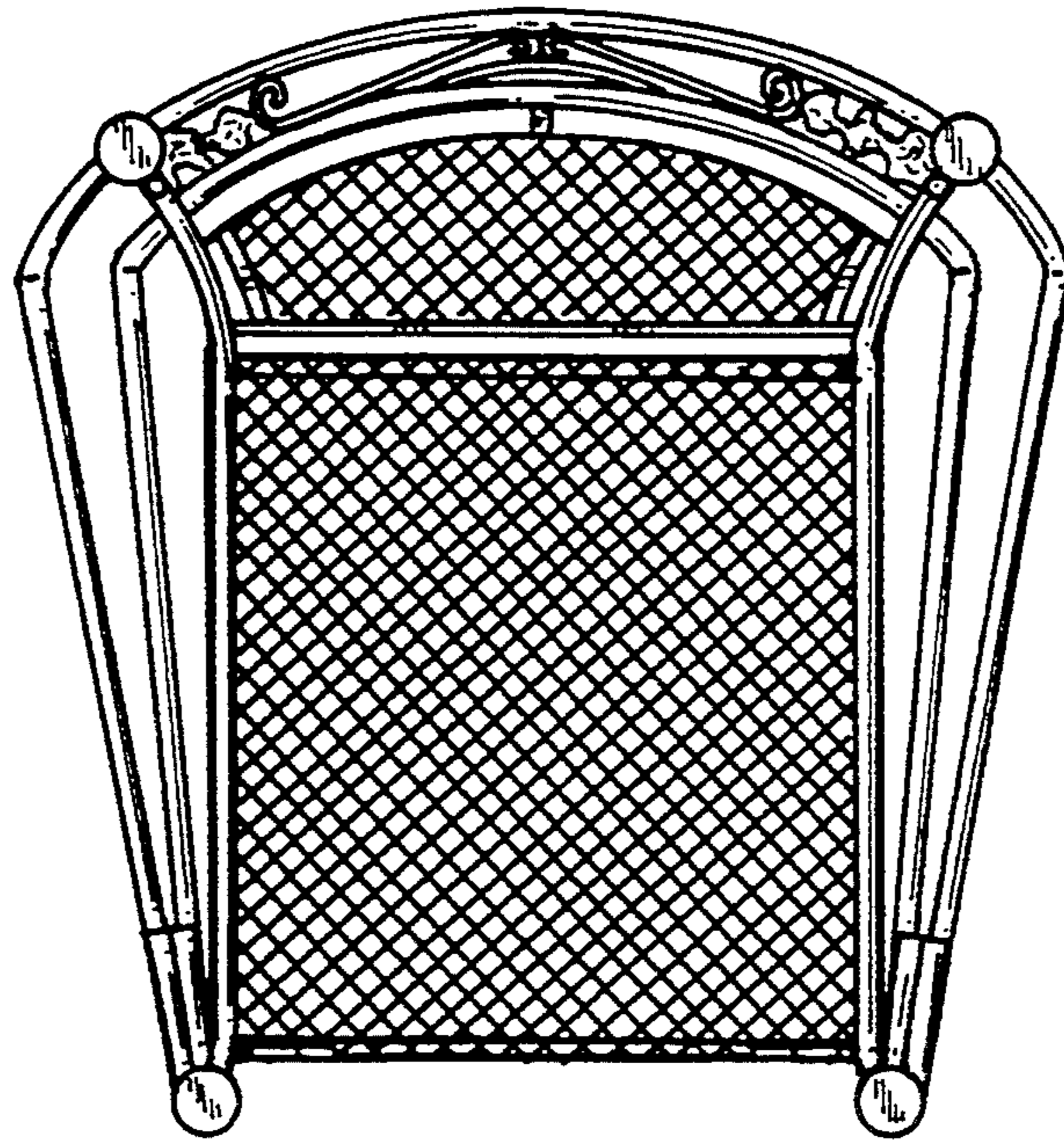


FIG. 5

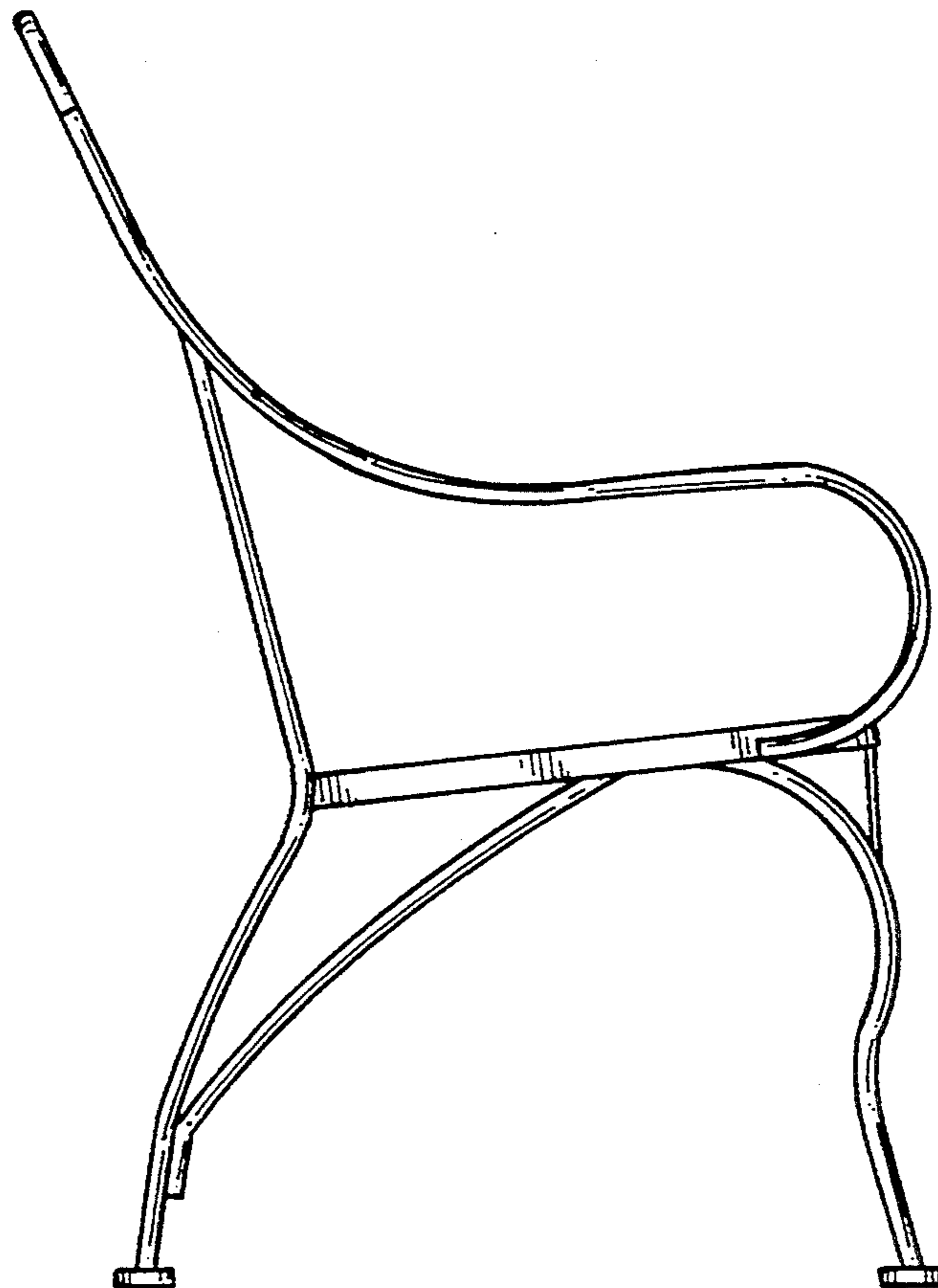


FIG. 6

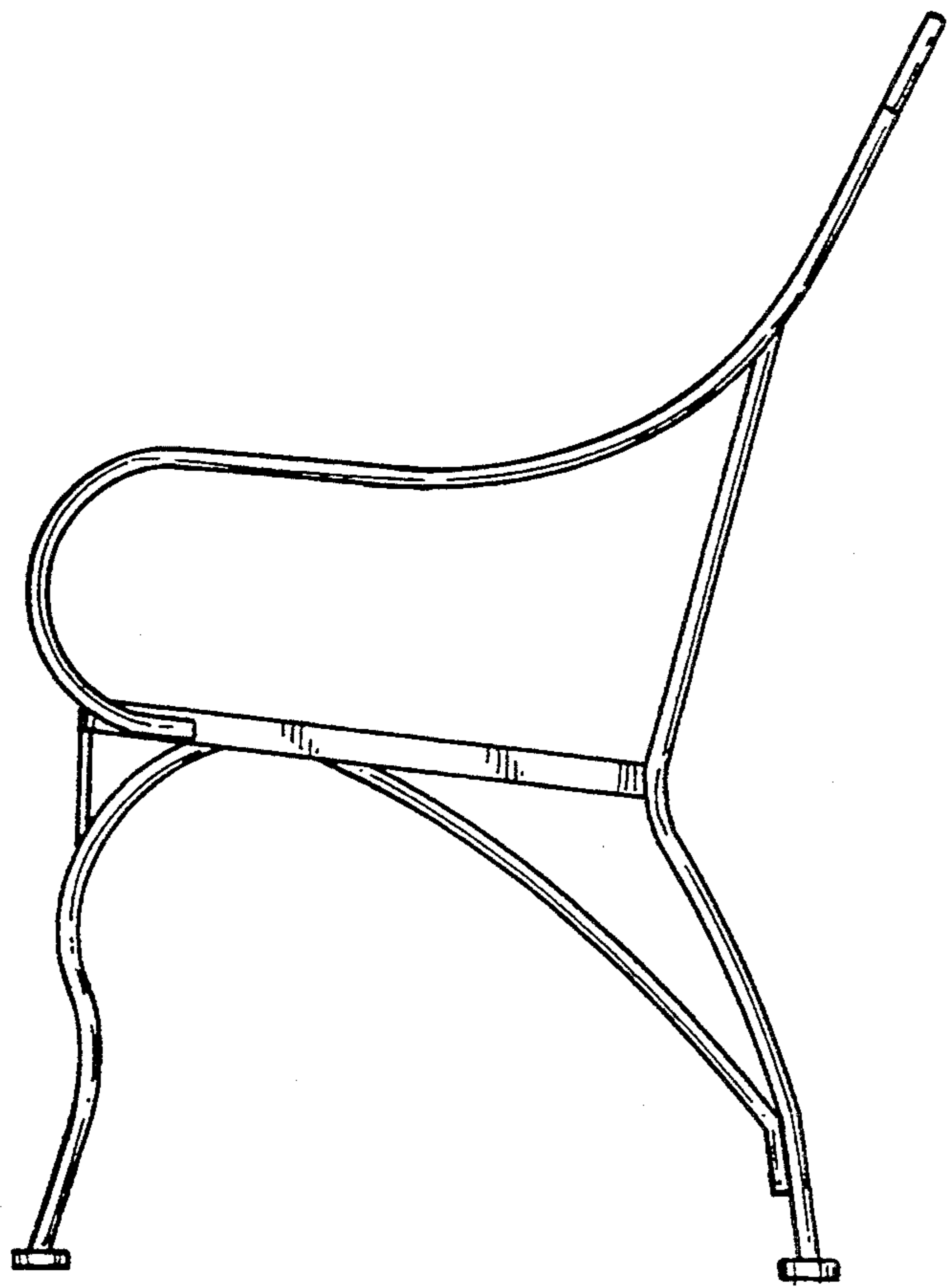


FIG. 7