



US00D357817S

United States Patent [19]

[11] Patent Number: **Des. 357,817**

Willens

[45] Date of Patent: **** May 2, 1995**

[54] CHAIR

D. 164,619	9/1951	Bargen	D6/375
D. 181,647	12/1957	Hawkins	D6/374
D. 182,183	2/1958	Herschell	D6/374
D. 196,106	8/1963	Buscher	D6/374

[75] Inventor: **Scott S. Willens, San Francisco, Calif.**

[73] Assignee: **Westinghouse Electric Corporation, Pittsburgh, Pa.**

Primary Examiner—Alan P. Douglas
Assistant Examiner—Gary D. Watson
Attorney, Agent, or Firm—Carla J. Vrsansky

[**] Term: **14 Years**

[57] **CLAIM**

[21] Appl. No.: **19,258**

The ornamental design for a chair, as shown and described.

[22] Filed: **Feb. 25, 1994**

[52] U.S. Cl. **D6/374**

DESCRIPTION

[58] Field of Search **D6/334, 335, 368, 374, D6/375, 500, 501, 502; 297/440.13**

FIG. 1 is a perspective view of a chair showing my new design;

[56] **References Cited**

U.S. PATENT DOCUMENTS

D. 139,239	10/1944	Weber	D6/375
D. 143,005	11/1945	Hunter	D6/374
D. 145,788	10/1946	Gass	D6/374


FIG. 2 is a front elevational view thereof;

FIG. 3 is a rear elevational view thereof;

FIG. 4 is a right side elevational view thereof, the left side being a mirror image thereof;

FIG. 5 is a bottom plan view thereof; and,

FIG. 6 is a top plan view thereof.






FIG. 1

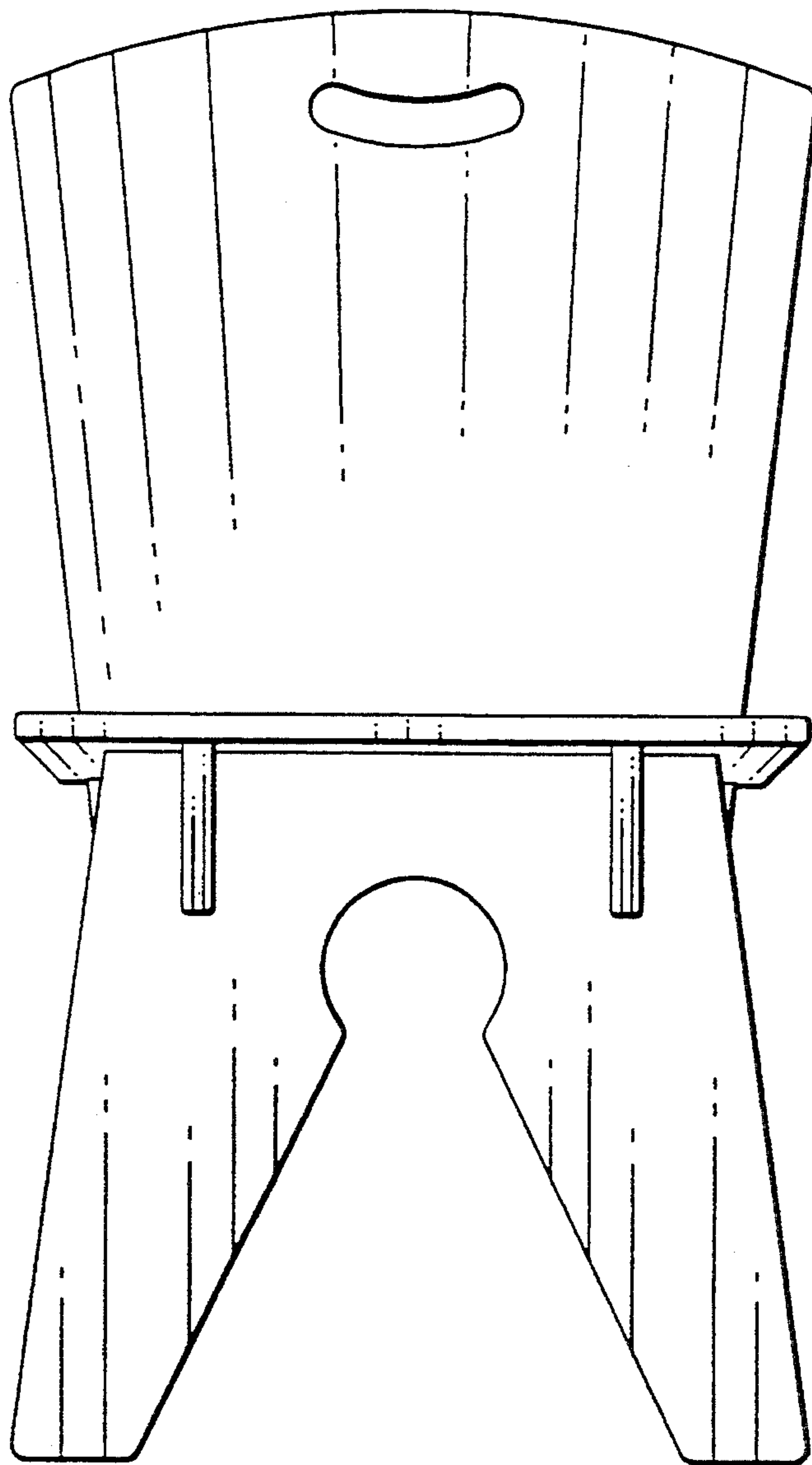


FIG. 2




FIG. 3

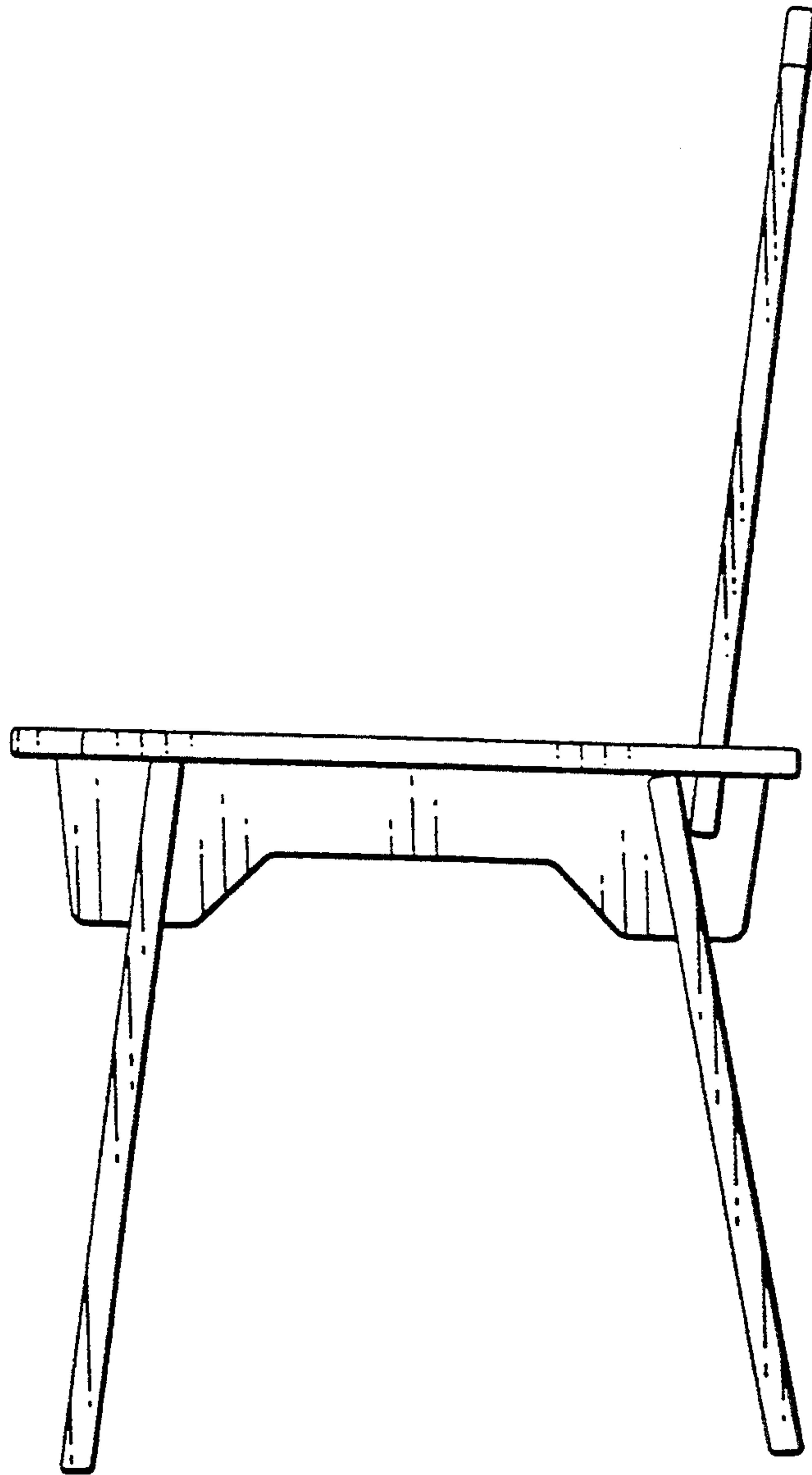


FIG. 4

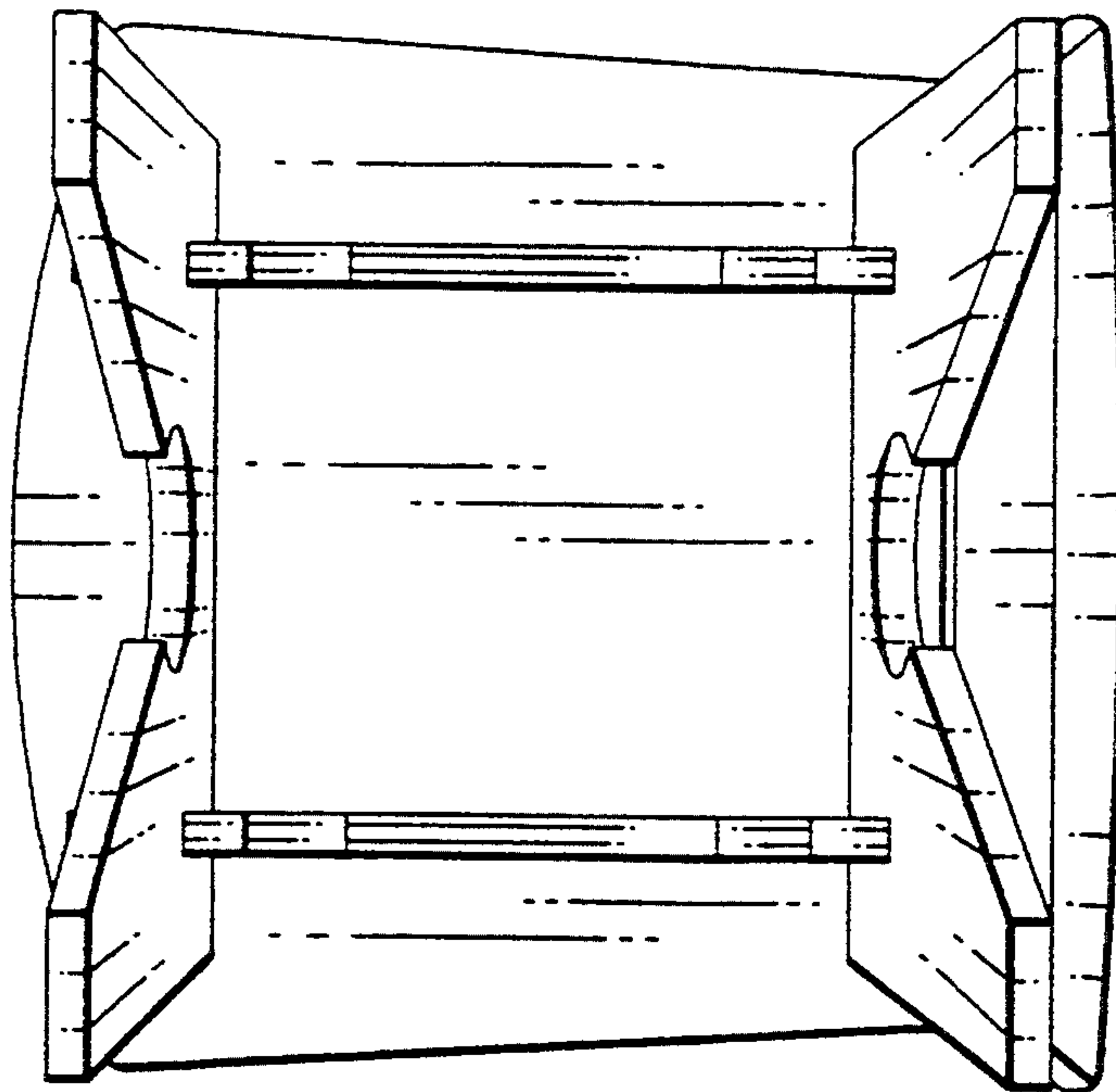


FIG. 5




FIG. 6