



US00D357816S

# United States Patent [19]

[11] Patent Number: **Des. 357,816**

Vine

[45] Date of Patent: **\*\* May 2, 1995**

[54] **CHAIR**

[75] Inventor: **Gordon Vine**, East Sussex, Great Britain

[73] Assignee: **Geebro Limited**, Hailsham East Sussex, United Kingdom

[\*\*] Term: **14 Years**

[21] Appl. No.: **5,252**

[22] Filed: **Feb. 26, 1993**

[30] **Foreign Application Priority Data**

Aug. 28, 1992 [GB] United Kingdom ..... 2025337

[52] U.S. Cl. .... **D6/370**

[58] Field of Search ..... D6/334, 370, 374, 375, D6/379, 380, 500, 501, 502; 297/446

[56] **References Cited**

**U.S. PATENT DOCUMENTS**

D. 42,618	6/1912	Collins	.....	D6/374
D. 111,906	10/1938	Davis et al.	.....	D6/380
D. 121,072	6/1940	Johnson	.....	D6/370
D. 287,672	1/1987	Holl	.....	D6/370
D. 292,656	11/1987	Masterton	.....	D6/370
1,735,921	11/1929	Franzosa	.....	297/446 X

**OTHER PUBLICATIONS**

Ikea, 1991, p. 99, Rebecka Chair, second from bottom at right..


*Primary Examiner*—Alan P. Douglas  
*Assistant Examiner*—Gary D. Watson  
*Attorney, Agent, or Firm*—Scully, Scott, Murphy & Presser

**CLAIM**

The ornamental design for a chair, as shown and described.

**DESCRIPTION**

FIG. 1 is a front perspective view, from above and one side, of the chair of my new design;  
FIG. 2 is a front perspective view from above, of the chair of my new design;  
FIG. 3 is a front elevation view of the chair of my new design;  
FIG. 4 is a top plan view of the chair of my new design;  
FIG. 5 is a side elevation view of the chair of my new design, the opposite side being a mirror image thereof; and,  
FIG. 6 is a back elevation view of the chair of my new design.






FIG. 1

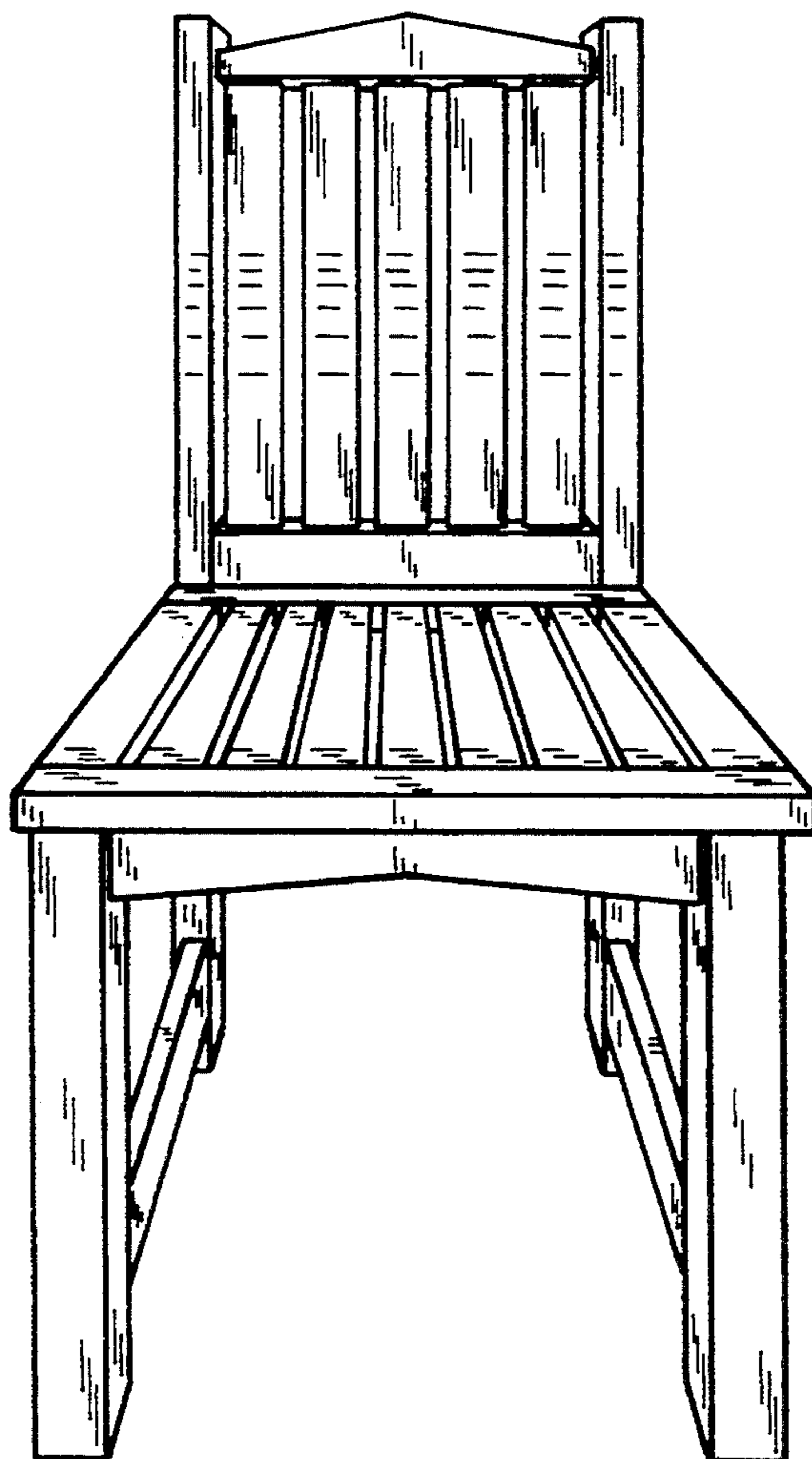


FIG.2

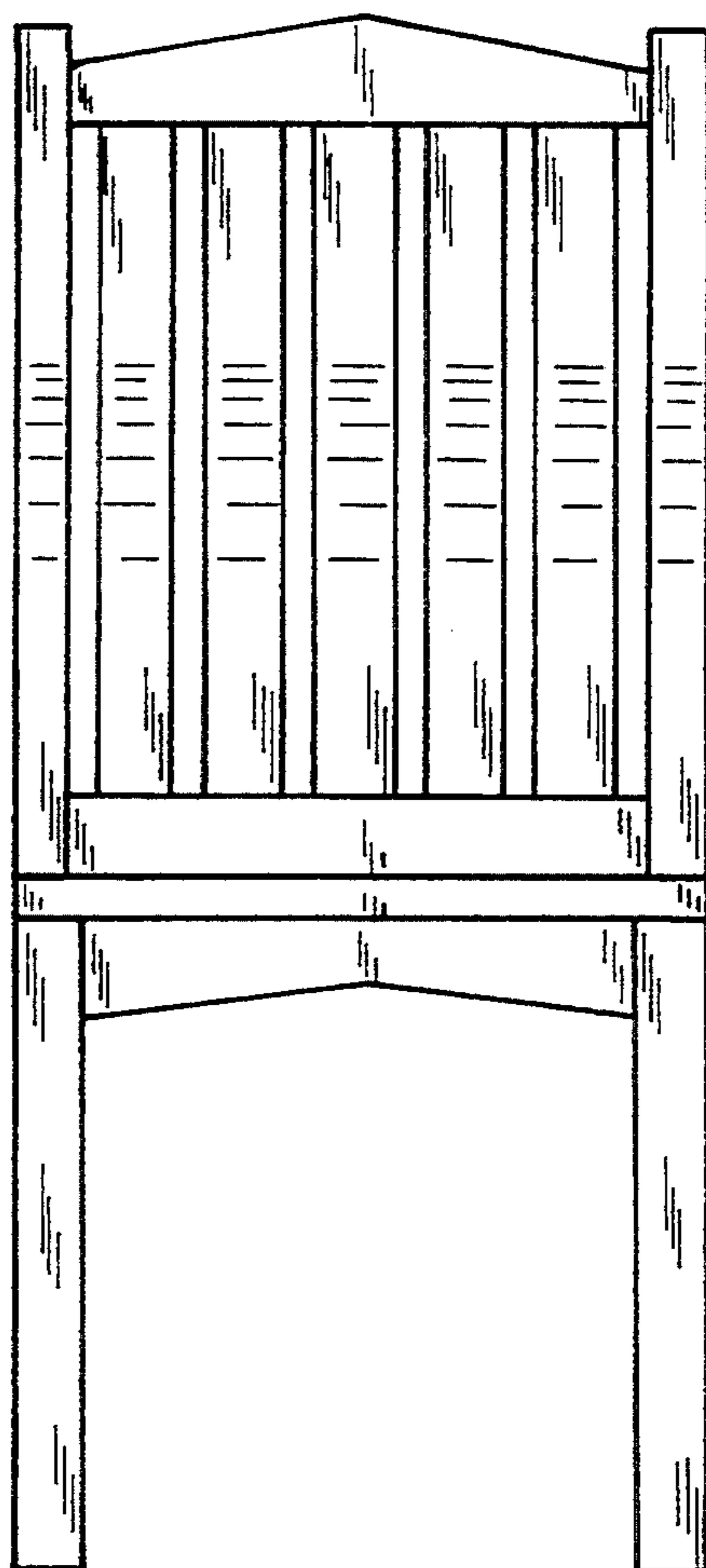


FIG. 3




FIG. 4

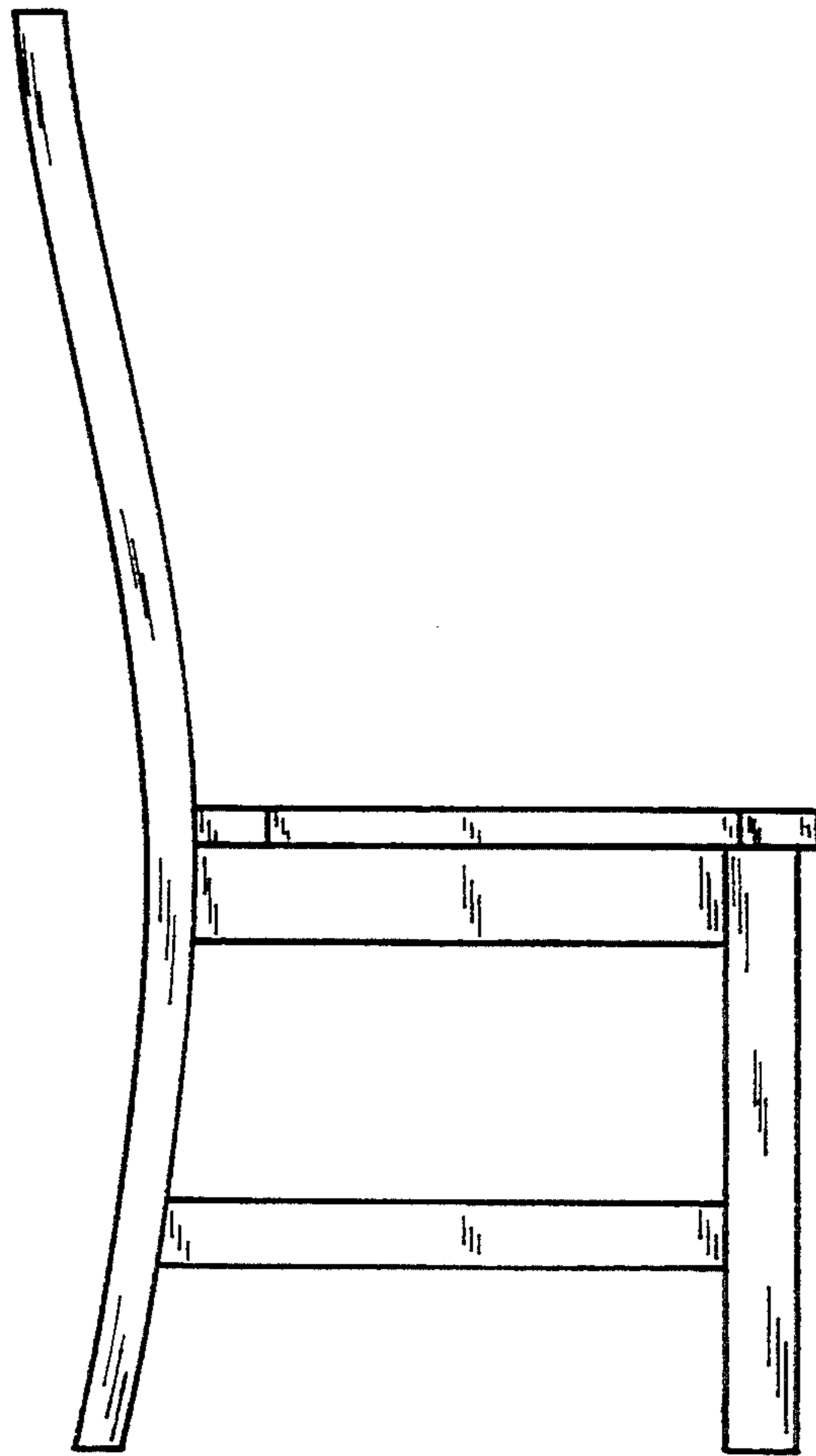


FIG. 5

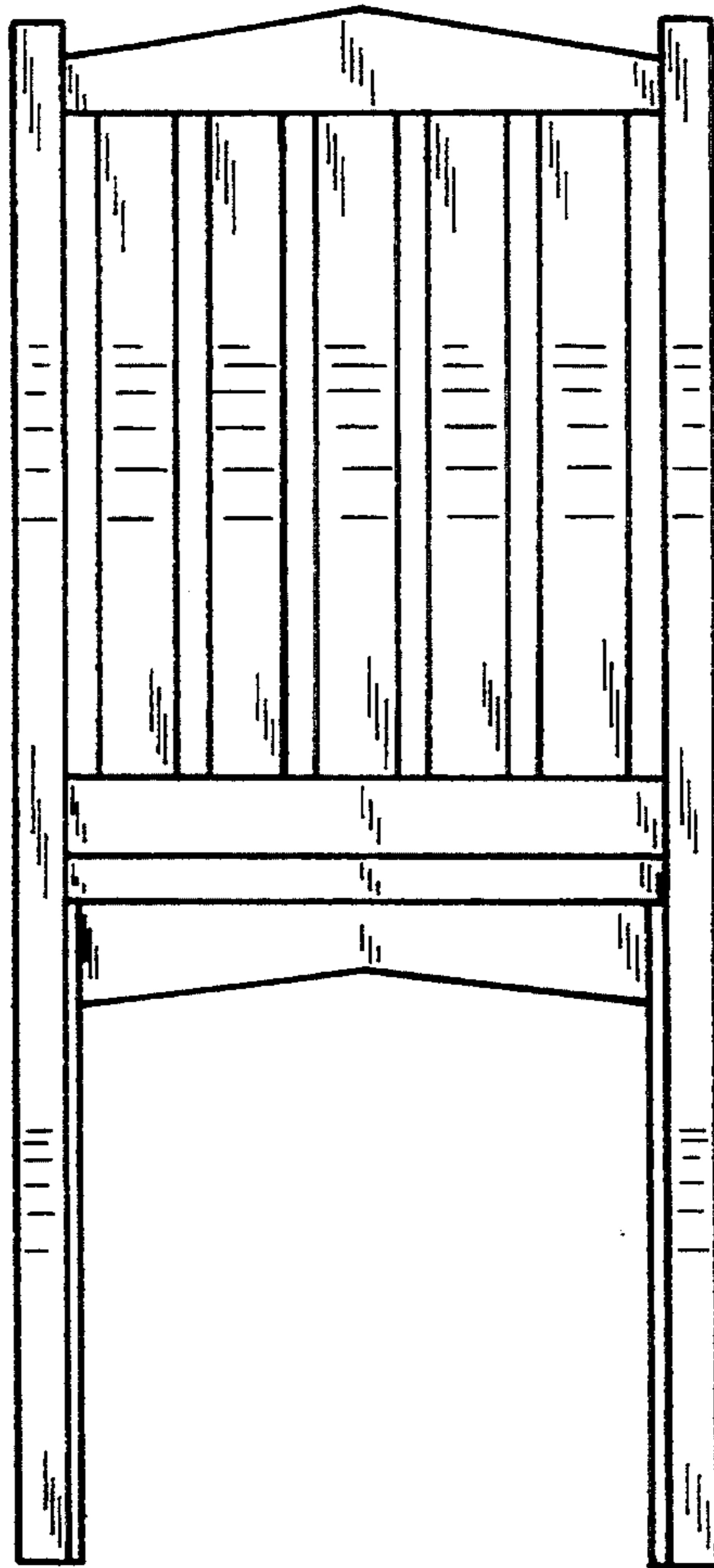


FIG. 6