



US00D357813S

# United States Patent [19]

[11] Patent Number: **Des. 357,813**

**Koresko**

[45] Date of Patent: **\*\* May 2, 1995**

[54] **BOOT HANGER**

[76] Inventor: **John J. Koresko**, P.O. Box 3152,  
Hollywood, Calif. 90028

[\*\*] Term: **14 Years**

[21] Appl. No.: **408**

[22] Filed: **Oct. 13, 1992**

[52] U.S. Cl. .... **D6/317; D6/327;  
D6/513; D8/373**

[58] Field of Search ..... **D6/317, 327, 513;  
D8/370, 372, 373; 211/34, 116; 248/339, 340**

[56] **References Cited**

**U.S. PATENT DOCUMENTS**

70,884	11/1867	Oatley .....	248/340
D. 210,413	3/1968	Ducharme .....	D6/317
283,418	8/1883	Ries .	
D. 283,786	5/1986	Chap .....	D8/372
D. 292,755	11/1987	Shay .....	D6/317
D. 299,423	1/1989	Davis .....	D8/372
D. 317,077	5/1991	Schulz .....	D2/642
1,863,743	6/1932	Burns .....	D8/370

2,267,634	12/1941	Arenz .....	211/35
2,294,607	9/1942	Peck et al. ....	211/34
2,703,651	3/1955	Brocklehurst .....	211/34
3,346,150	10/1967	Clopton .....	D6/327
4,576,290	3/1987	Zigman .....	211/34
4,669,615	6/1987	Zigman .....	211/34
4,779,743	10/1988	McKinnon .....	211/35
4,953,715	9/1990	Celli .....	211/37
5,224,607	7/1993	Koresko .....	211/34

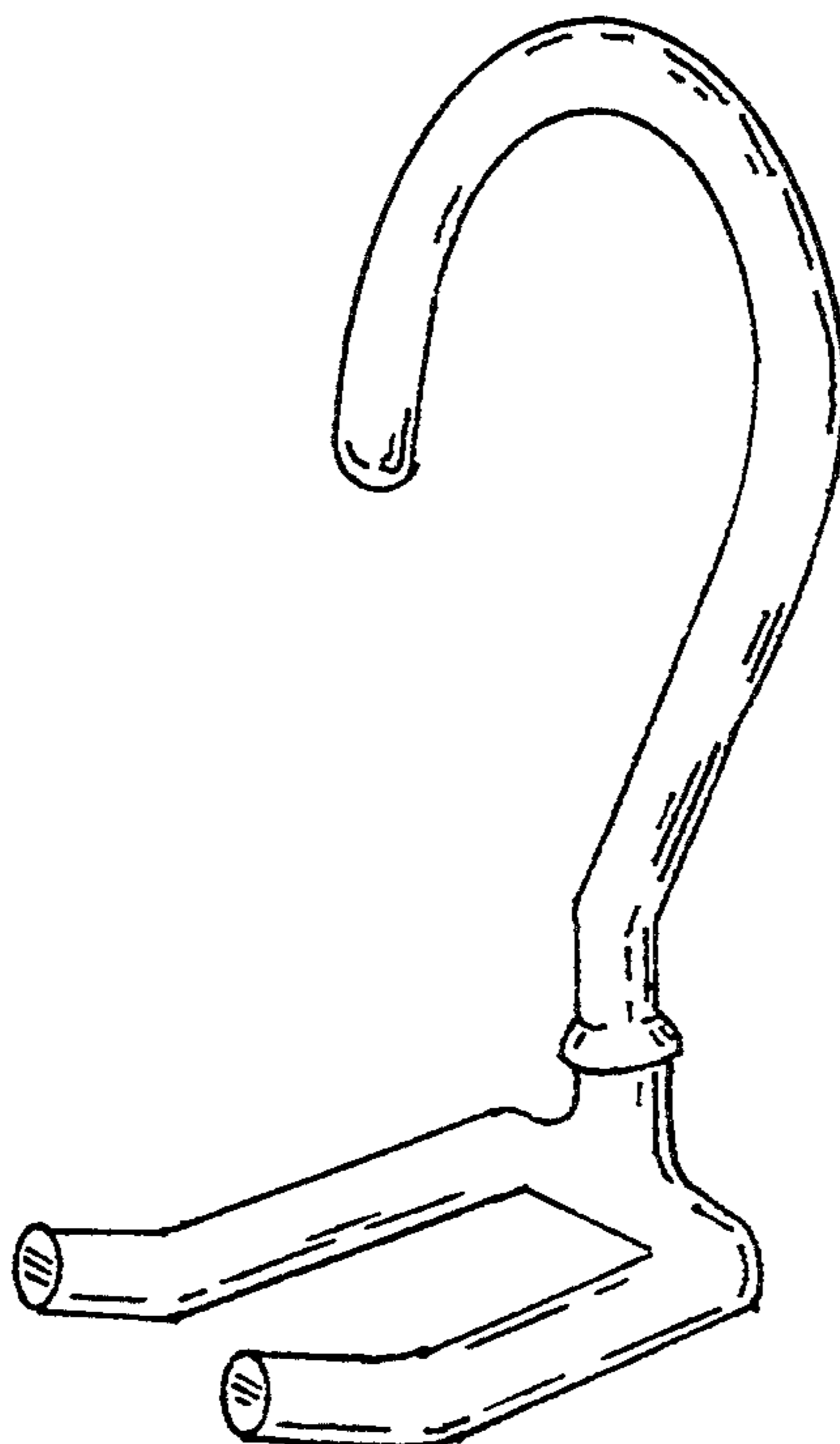
Primary Examiner—B. J. Bullock

[57] **CLAIM**

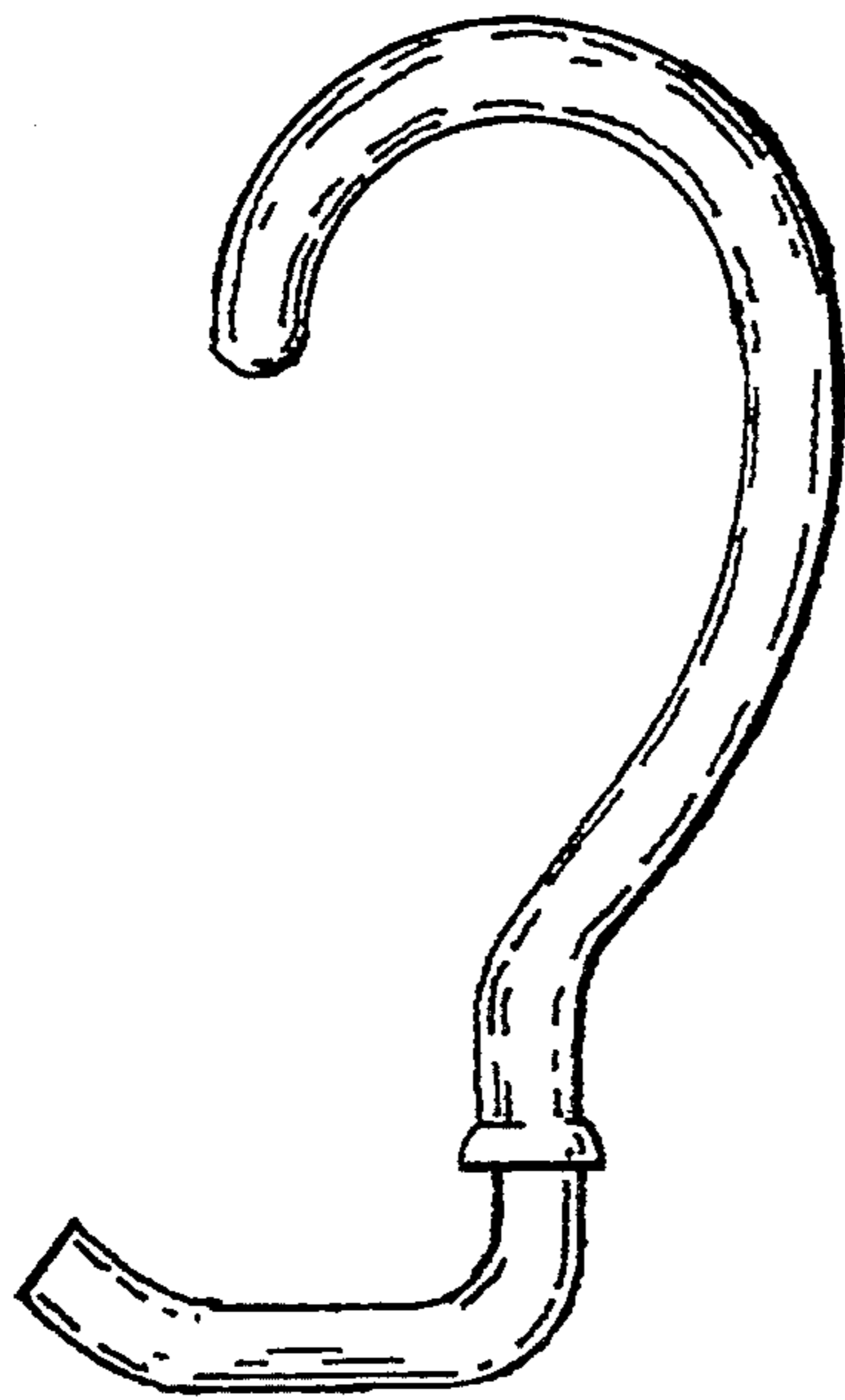
The ornamental design for a boot hanger, as shown and described.

**DESCRIPTION**

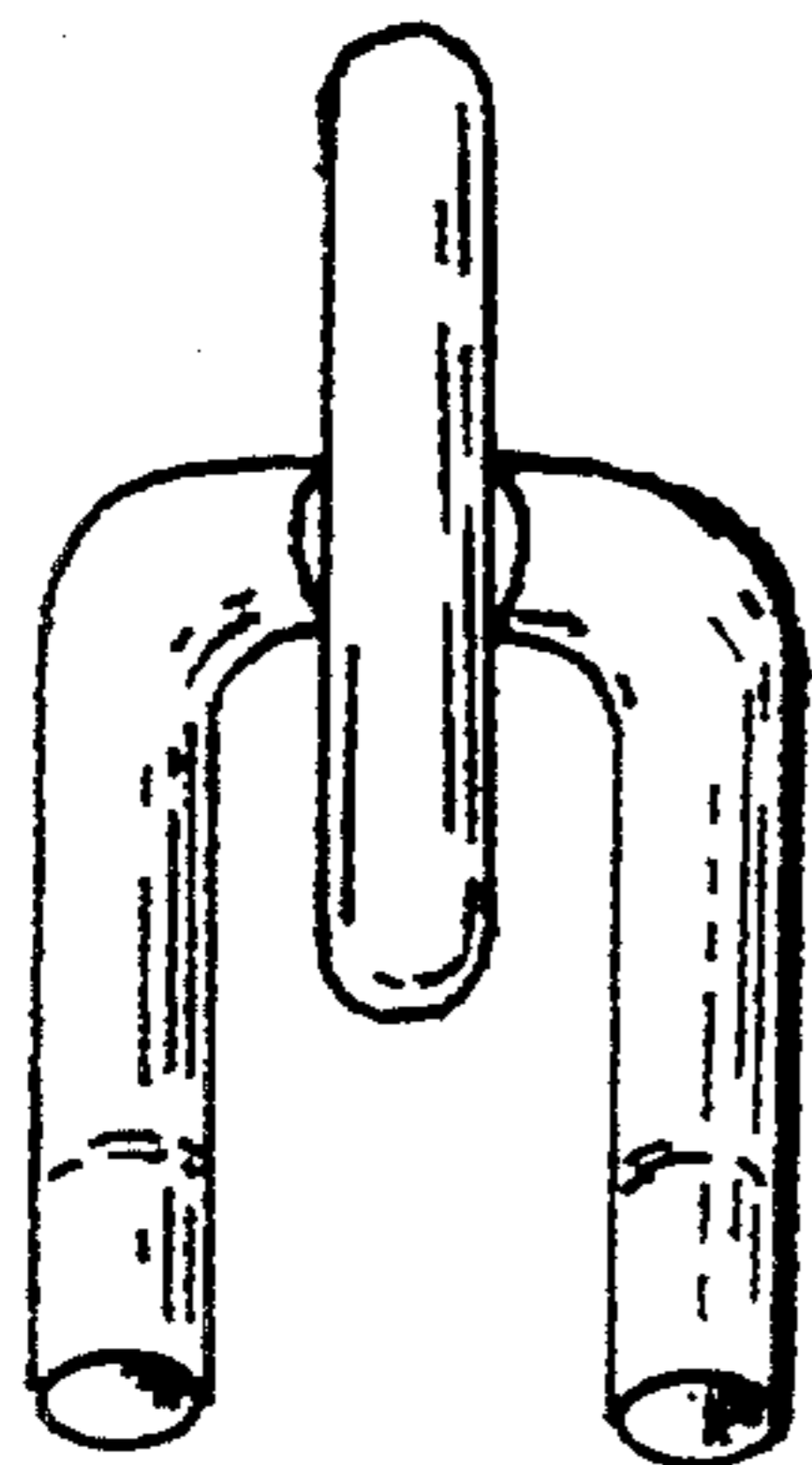
FIG. 1 is a right side elevational view showing my new design, the opposite side being a mirror image;  
 FIG. 2 is a top plan view;  
 FIG. 3 is a bottom plan view;  
 FIG. 4 is a perspective view; and,  
 FIG. 5 is a reduced perspective view, the broken line showing a portion of a rod and of the boot being for illustrative purposes only.



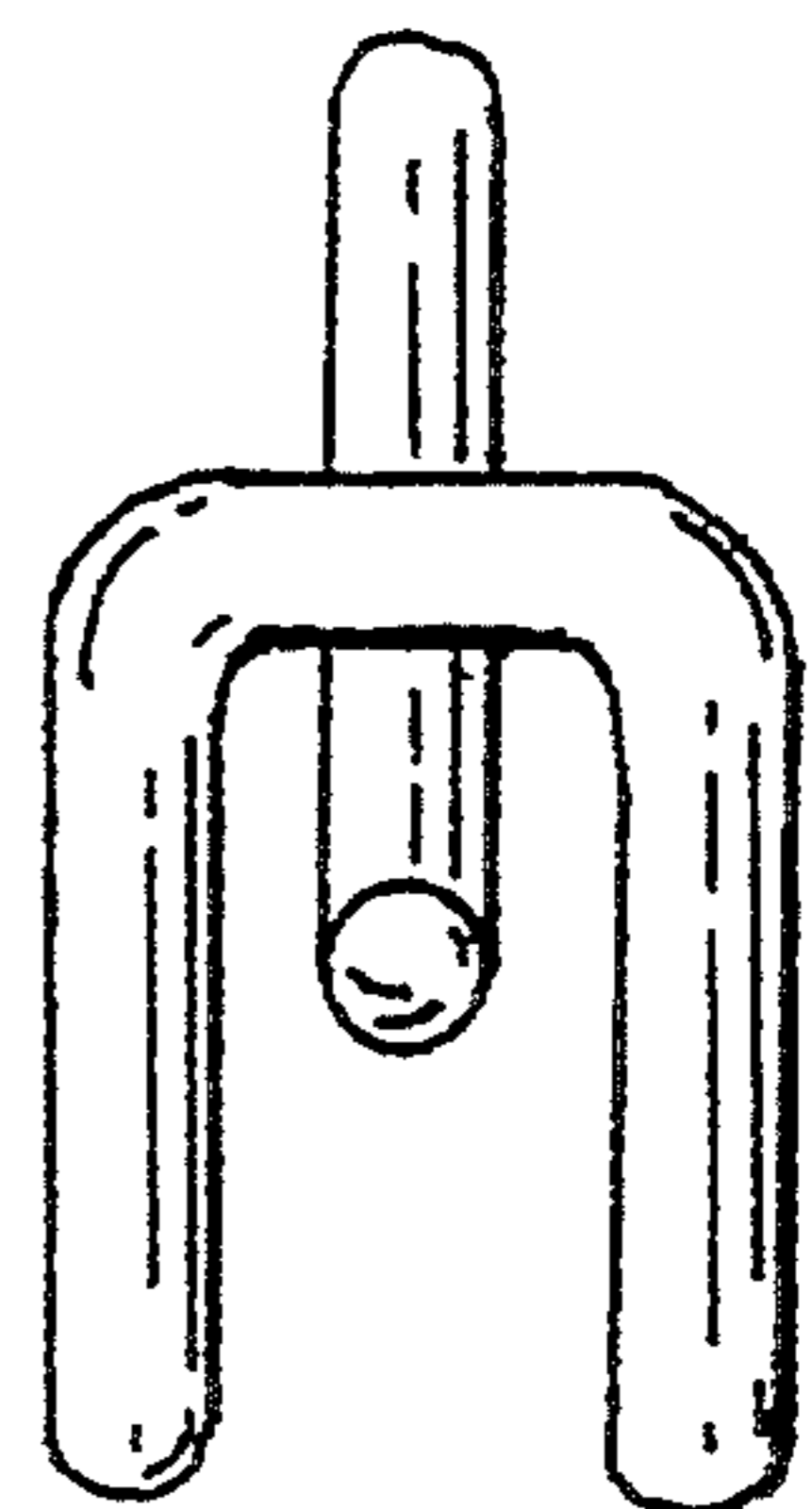
**FIG. 1**



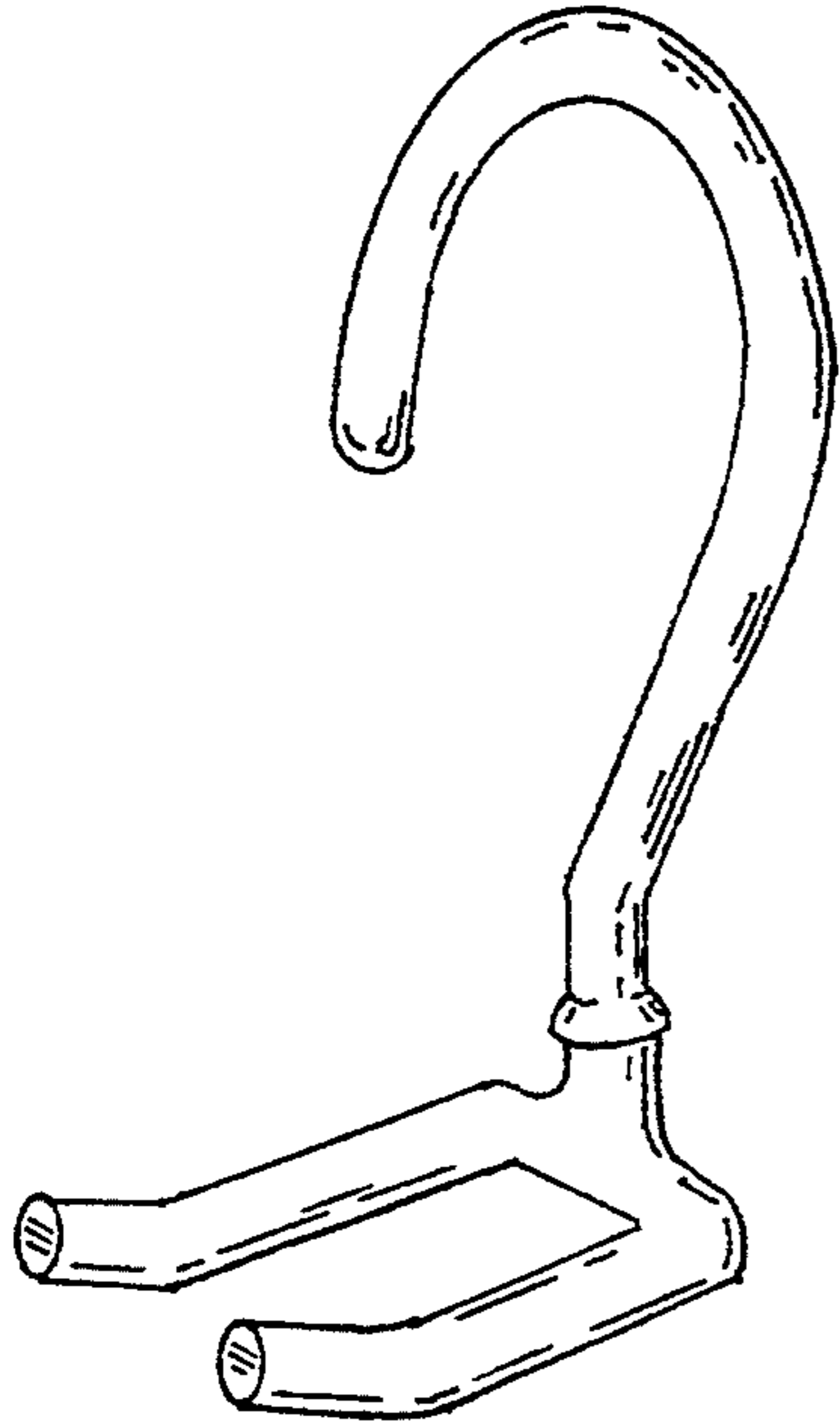
**FIG. 2**



**FIG. 3**



**FIG. 4**



**FIG. 5**

