



US00D357806S

# United States Patent [19]

[11] Patent Number: **Des. 357,806**

**Murphy**

[45] Date of Patent: **\*\* May 2, 1995**

[54] JEWELRY BOX

4,311,235 1/1982 Titus .

[76] Inventor: **Lorrie A. Murphy**, 109 McKean Ct.,  
North Wales, Pa. 19454

4,413,736 11/1983 Nibling .

4,913,289 4/1990 Feiler ..... 206/566

4,984,854 1/1991 DeLavallade .

[\*\*] Term: **14 Years**

### OTHER PUBLICATIONS

[21] Appl. No.: **22,371**

Brochure distributed by American Inventors Corporation approximately during Nov. 1992.

[22] Filed: **May 4, 1994**

*Primary Examiner*—Terry A. Wallace

*Assistant Examiner*—Dominic Simone

### Related U.S. Application Data

[63] Continuation of Ser. No. 948,757, Sep. 14, 1992, abandoned.

[52] U.S. Cl. .... **D3/273; D3/903**

[58] Field of Search ..... **D3/273, 294, 295, 903;**  
**D8/357; 312/126; 206/518, 558, 561, 564, 566**

### [57] CLAIM

The ornamental design for a jewelry box, as shown and described.

### [56] References Cited

#### U.S. PATENT DOCUMENTS

- D. 180,423 6/1957 Rutledge ..... D3/903 X
- D. 204,425 4/1966 Aronson, II et al. .... D3/295
- D. 277,340 1/1985 Christen .
- D. 301,100 5/1989 Lee .

### DESCRIPTION

FIG. 1 is a front elevational view of the jewelry box showing my new design;  
 FIG. 2 is a rear elevational view thereof;  
 FIG. 3 is a left side elevational view thereof;  
 FIG. 4 is a right side elevational view thereof;  
 FIG. 5 is a top plan view thereof;  
 FIG. 6 is a bottom plan view thereof; and,  
 FIG. 7 is a perspective view thereof.

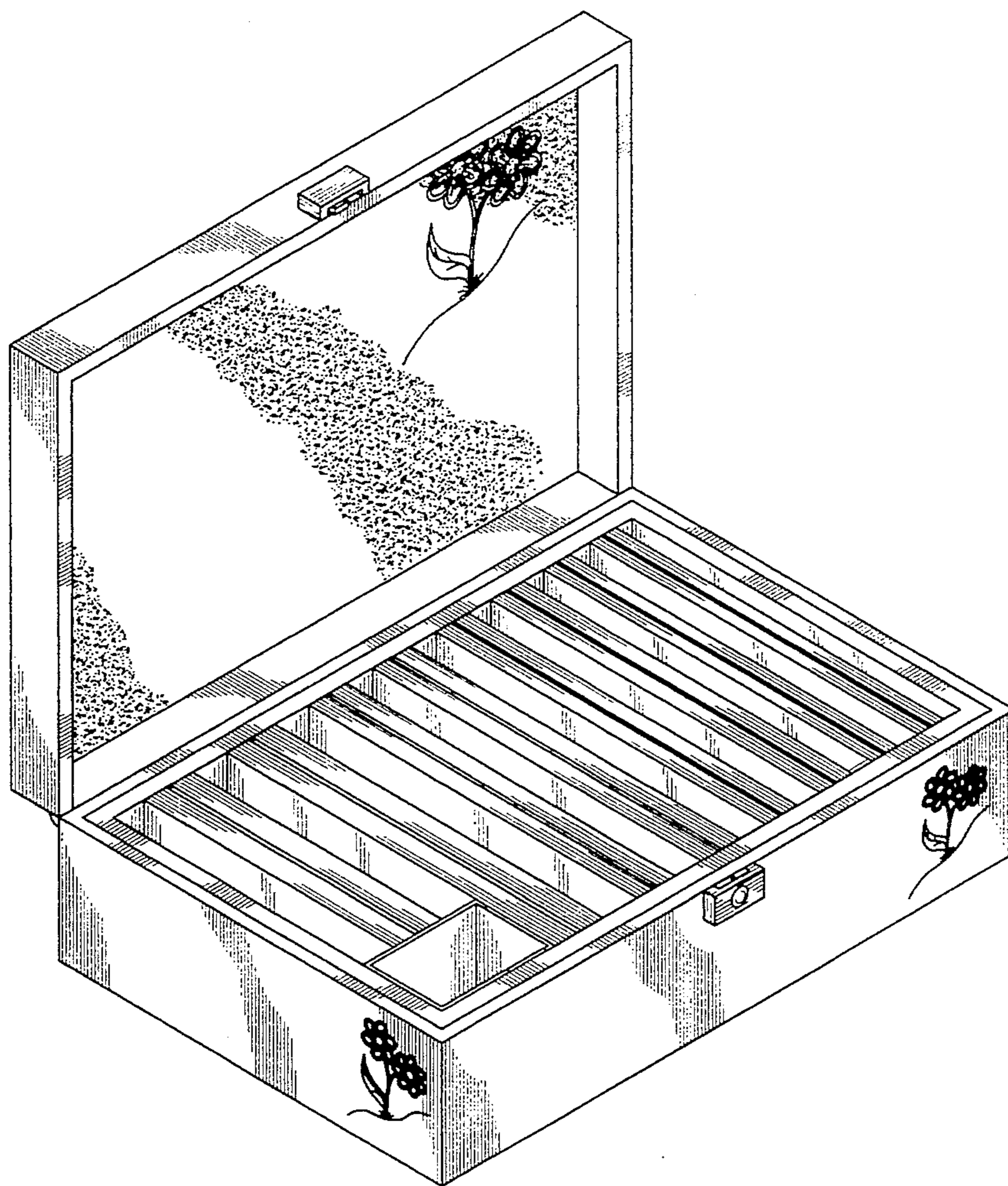


FIG. 1

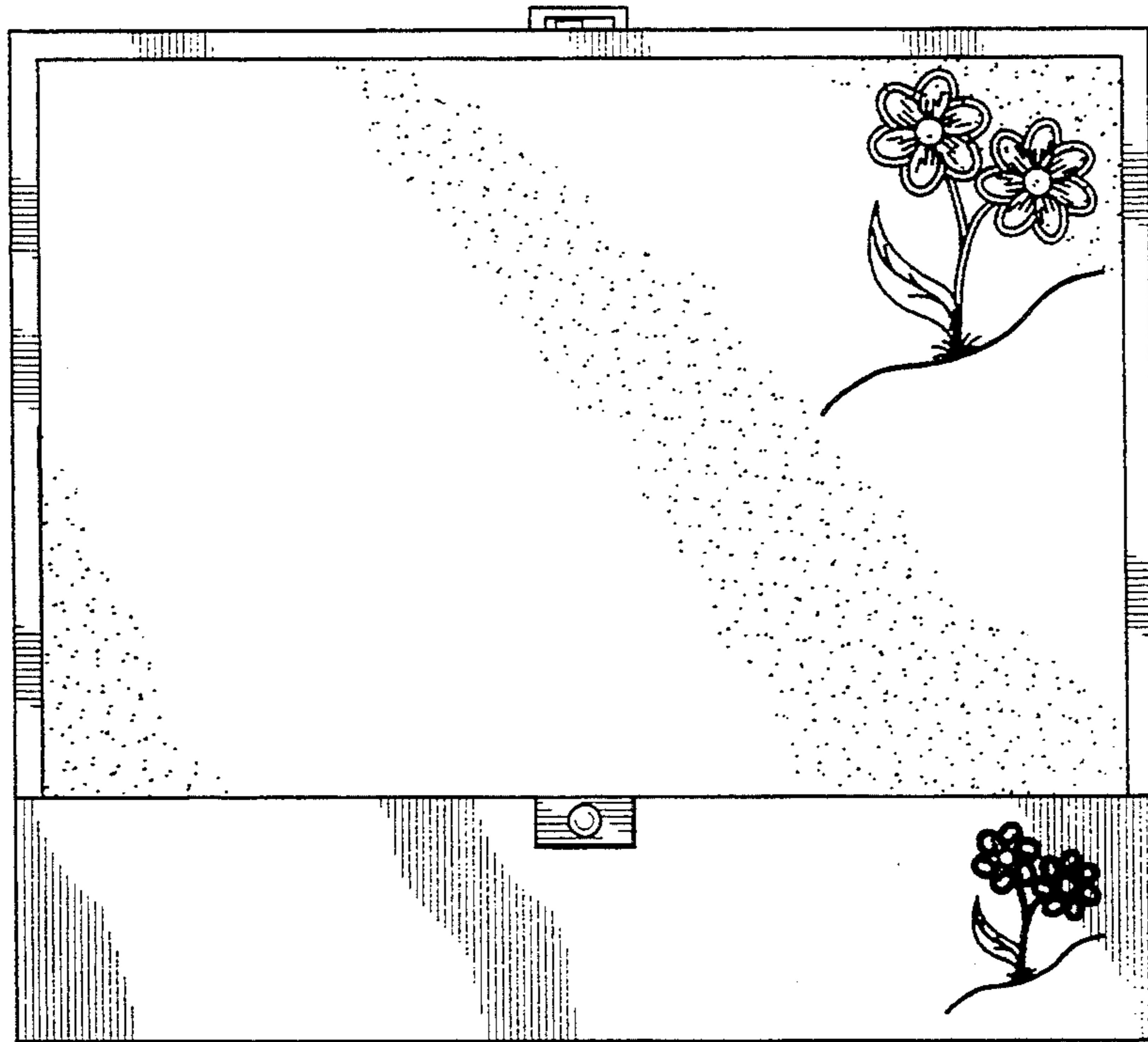


FIG. 2




FIG. 3




FIG. 4






FIG. 5

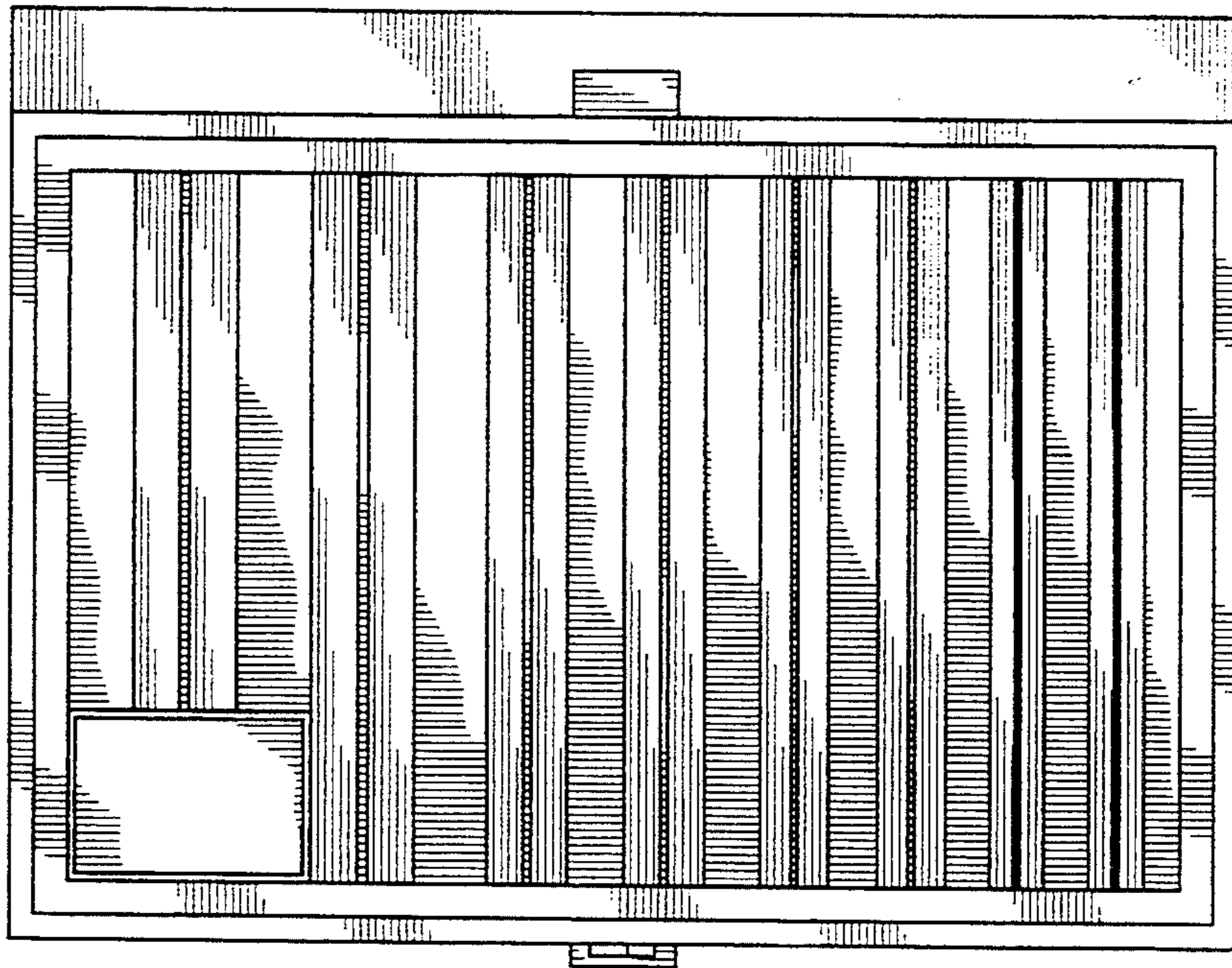


FIG. 6

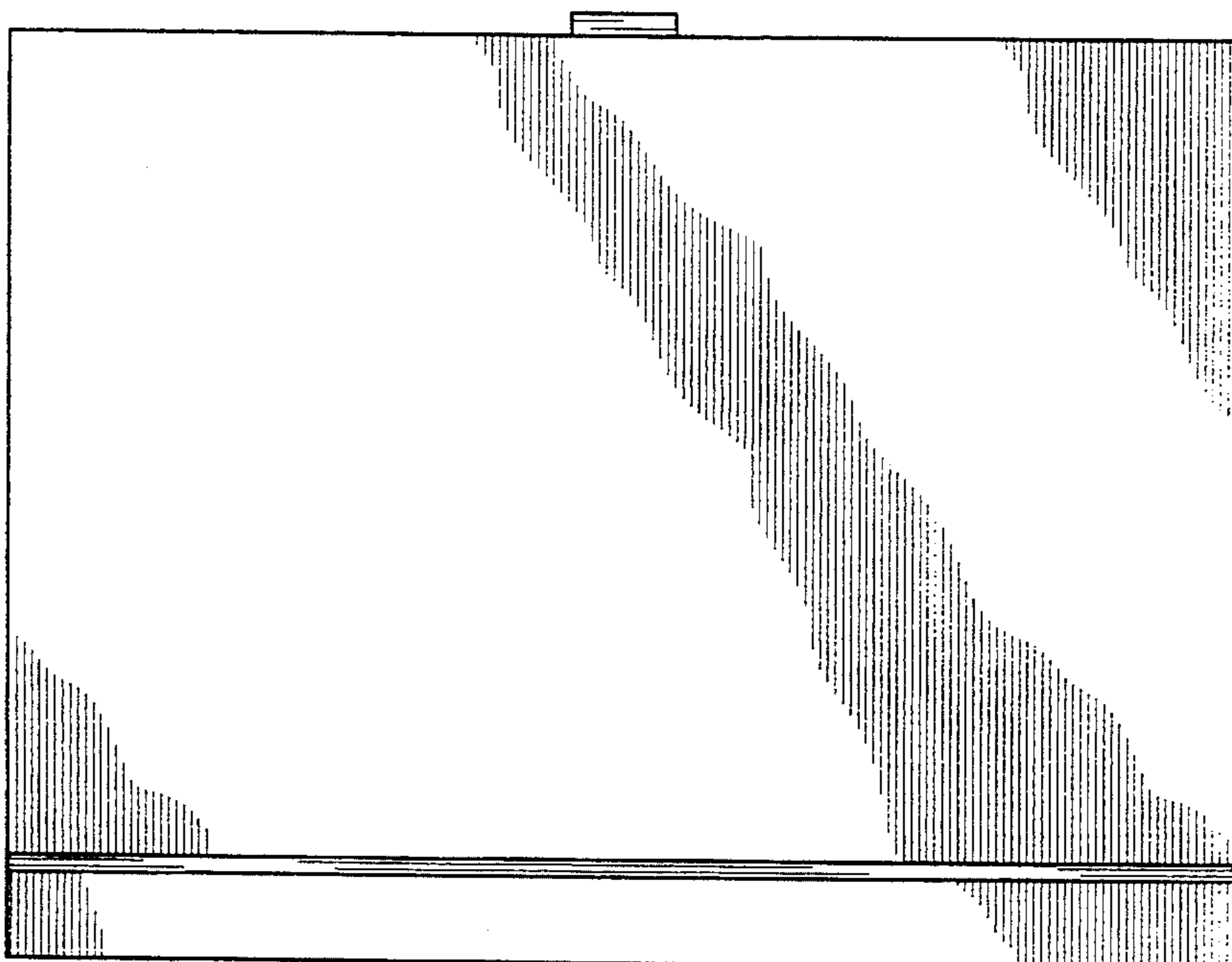


FIG. 7

