



US00D357802S

United States Patent [19]

[11] Patent Number: Des. 357,802

Todd et al.

[45] Date of Patent: ** May 2, 1995

[54] COMBINED BOW AND ARROW HOLDER

4,949,699	8/1990	Gerber	124/44.5
5,076,522	12/1991	Stinson	248/216.1
5,114,107	5/1992	Mahn et al.	248/217.4
5,275,367	1/1994	Frye	248/316.7 X
5,322,048	6/1994	Baker	124/44.5

[75] Inventors: Gary J. Todd, Marine City; Ronald A. Dickinson, Richmond, both of Mich.

[73] Assignee: Pro Release, Inc., Mt. Clemens, Mich.

[**] Term: 14 Years

Primary Examiner—A. Hugo Word
Assistant Examiner—Doris V. Coles
Attorney, Agent, or Firm—Basile and Hanlon

[21] Appl. No.: 12,003

[57] CLAIM

[22] Filed: Aug. 19, 1993

The ornamental design for a combined bow and arrow holder, as shown.

[52] U.S. Cl. D3/262; D22/107; D22/115

[58] Field of Search D22/107, 115; D3/262, D3/254, 259, 315; 124/88, 52, 48, 86, 25.7, 23.1, 24.1, 41.1, 44.5; 211/60.1; 248/316.7; 224/916

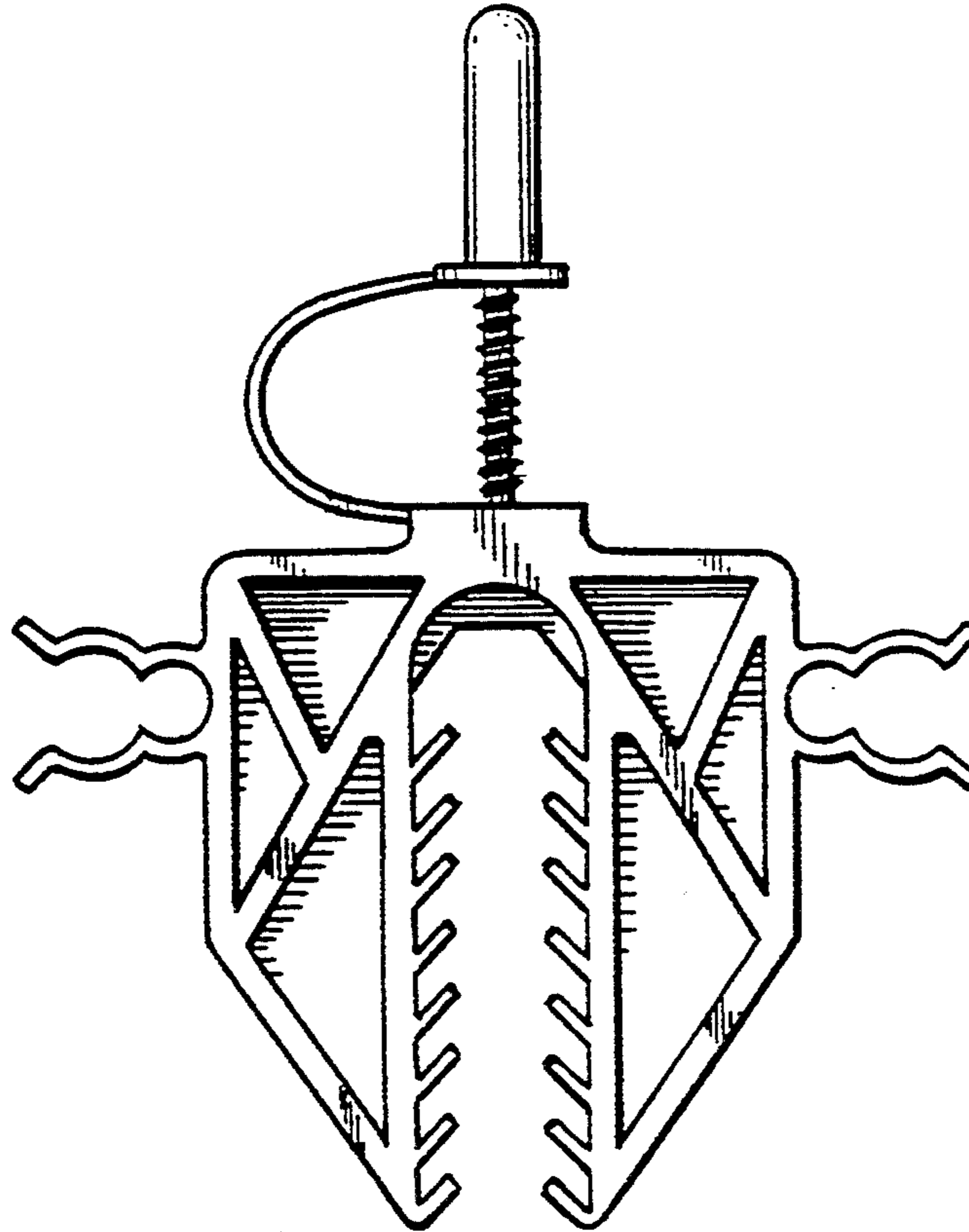
DESCRIPTION

[56] References Cited

U.S. PATENT DOCUMENTS

1,757,875	5/1930	Rainey	248/217.4
3,116,730	1/1964	Tingley	224/916 X
3,490,662	1/1970	Ramsey	224/916 X
4,566,660	1/1986	Anscher et al.	248/316.7 X
4,862,867	9/1989	Schmidt	124/41.1

FIG. 1 is a front view of a combined bow and arrow holder embodying the ornamental design constituting our invention;
FIG. 2 is a rear view thereof;
FIG. 3 is a top view thereof;
FIG. 4 is a bottom view thereof;
FIG. 5 is a left-side elevational view of the arrow holder illustrated in FIG. 1; and,
FIG. 6 is a right-side elevational view of the arrow holder illustrated in FIG. 1.






FIG-3

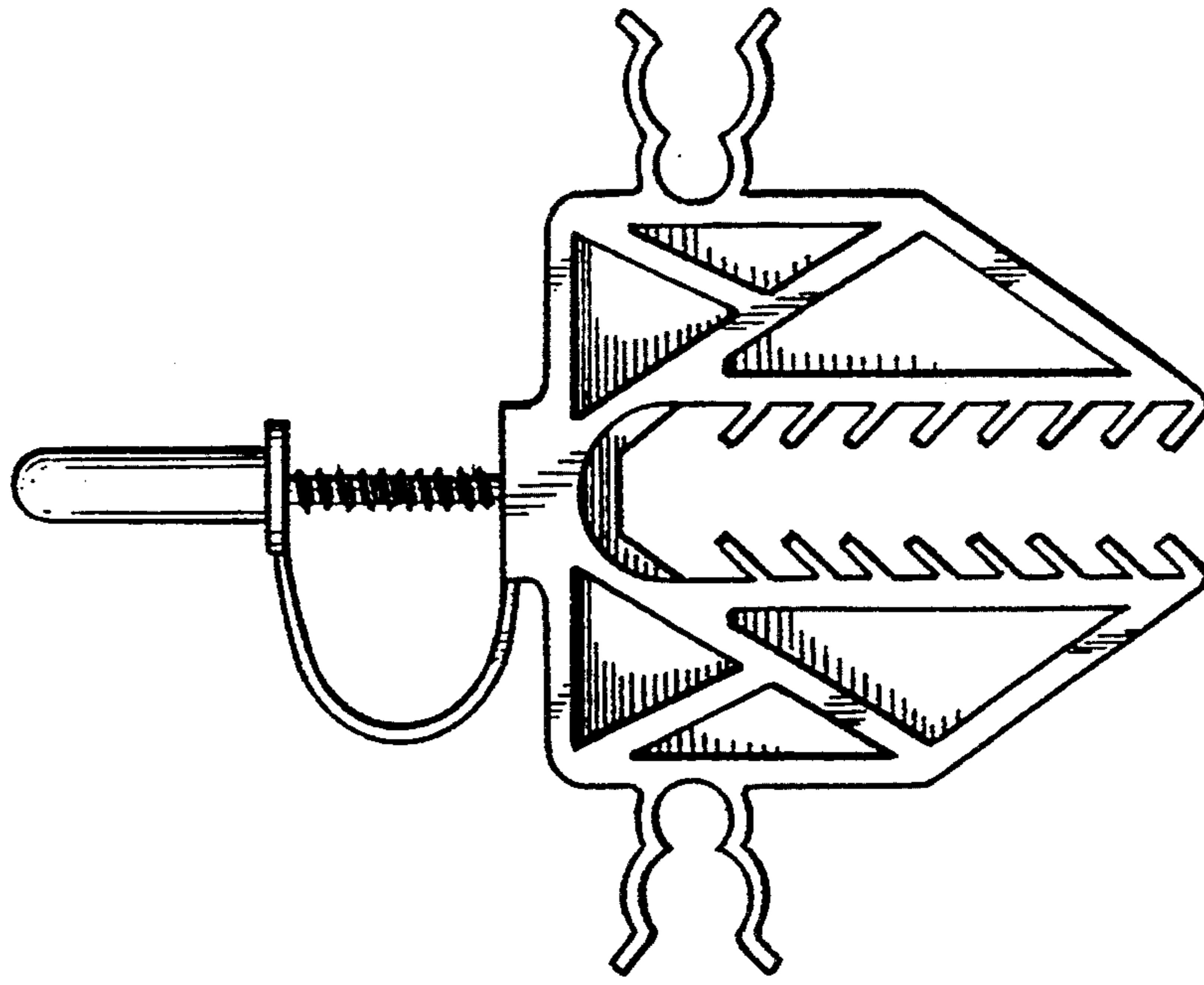


FIG-1



FIG-5

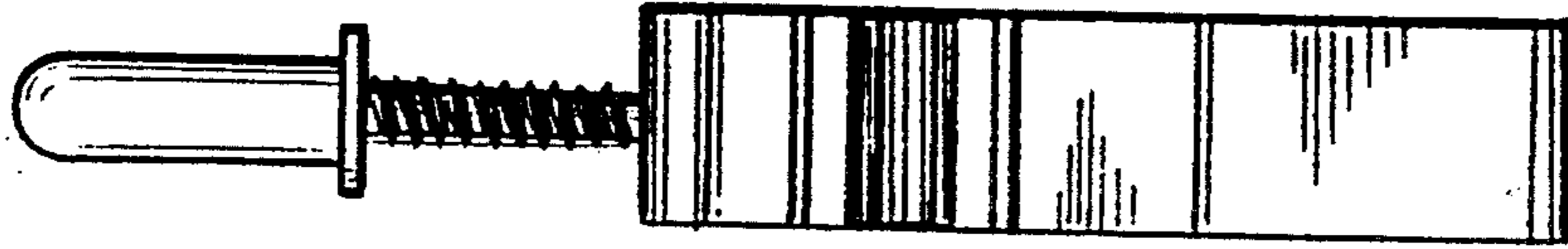


FIG-6

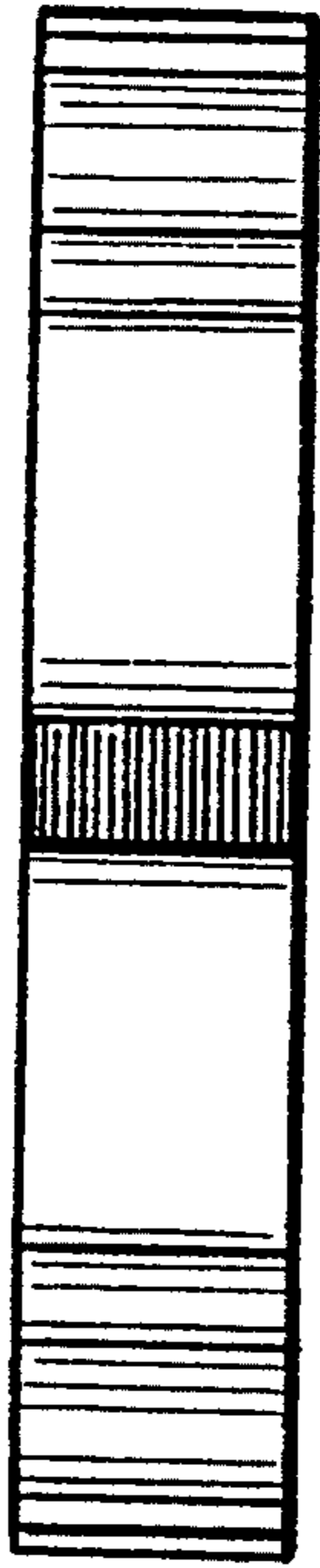


FIG-4

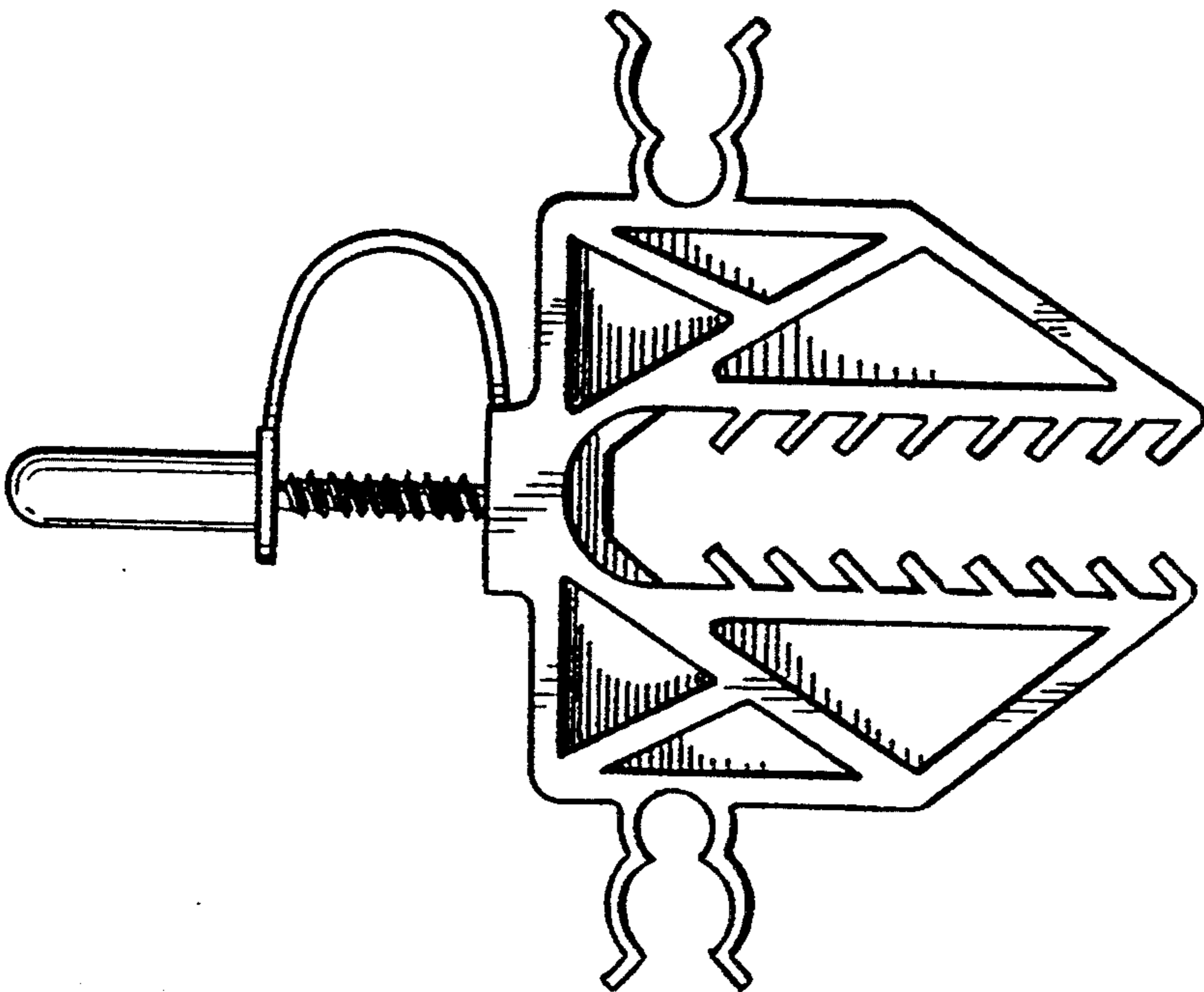


FIG-2