



US00D357798S

United States Patent [19]

[11] Patent Number: **Des. 357,798**

Dietrich et al.

[45] Date of Patent: **** May 2, 1995**

[54] **CRUTCH PACK**

5,101,845 4/1992 Kravetz 135/66

[76] Inventors: **Steven M. Dietrich**, 5039 N. 19th Ave., #4, Phoenix, Ariz. 85015;
Michael A. Steingard, 8602 N. Starling La., Phoenix, Ariz. 85028

Primary Examiner—Louis S. Zarfaz
Attorney, Agent, or Firm—Warren F. B. Lindsley

[**] Term: **14 Years**

[57] **CLAIM**

The ornamental design for a crutch pack, as shown and described.

[21] Appl. No.: **24,670**

DESCRIPTION

[22] Filed: **Jun. 20, 1994**

[52] U.S. Cl. **D3/10; D3/243**

[58] Field of Search **D3/5, 243, 7-10; 135/65-68**

FIG. 1 is a top, front, left perspective view of a crutch pack and embodying the invention;

FIG. 2 is a top view of the crutch pack shown in FIG. 1;

FIG. 3 is a bottom view of the crutch pack shown in FIG. 1;

FIG. 4 is a front elevational view of the crutch pack shown in FIG. 1;


FIG. 5 is a right elevational view of the crutch pack shown in FIG. 1; and,

FIG. 6 is a right rear elevational view of the crutch pack shown in FIG. 1 with part of the crutch shown in dash lines for illustrative purposes.

[56] **References Cited**

U.S. PATENT DOCUMENTS

D. 248,336	6/1978	Fink	D3/243 X
2,311,049	2/1943	Hedden	135/68
4,289,156	9/1981	Ulics	D3/10 X
4,491,257	1/1985	Ingles	135/68 X
4,850,383	7/1989	McBride	135/68 X



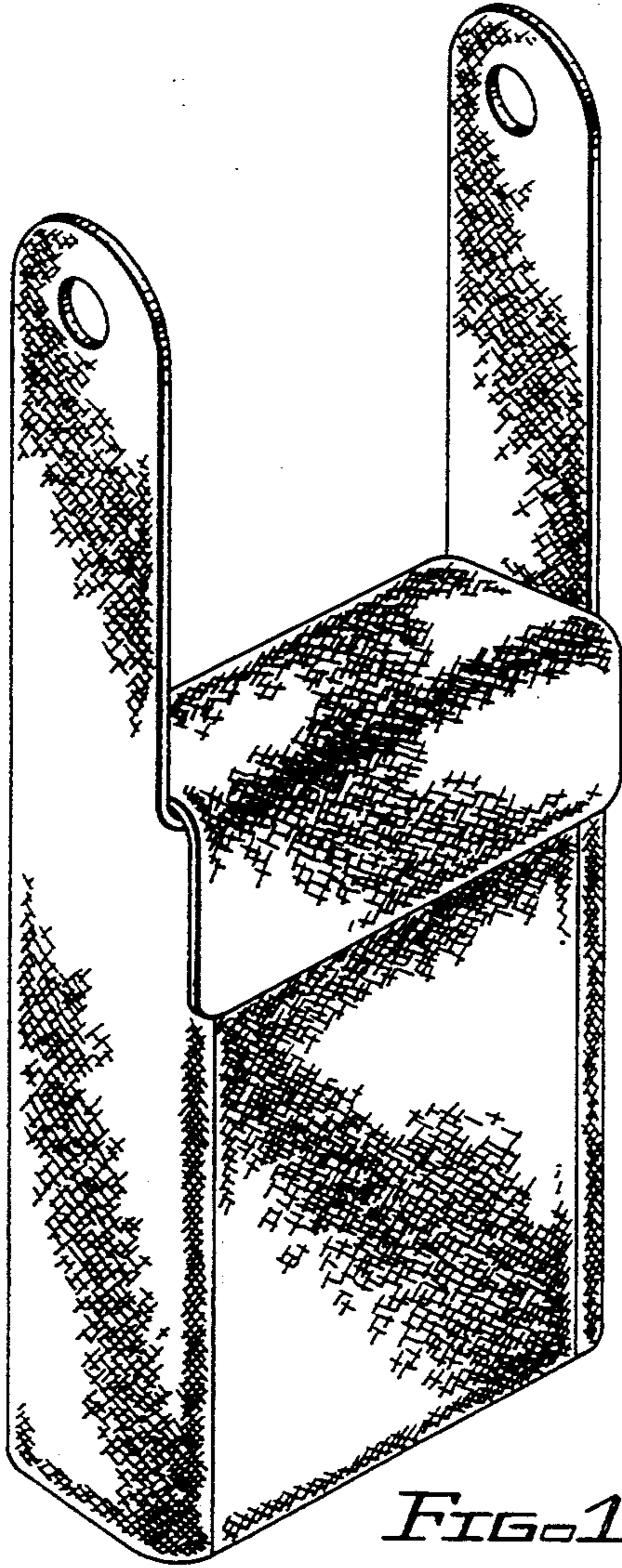


FIG. 1



FIG. 2




FIG. 3




FIG. 4




FIG. 5

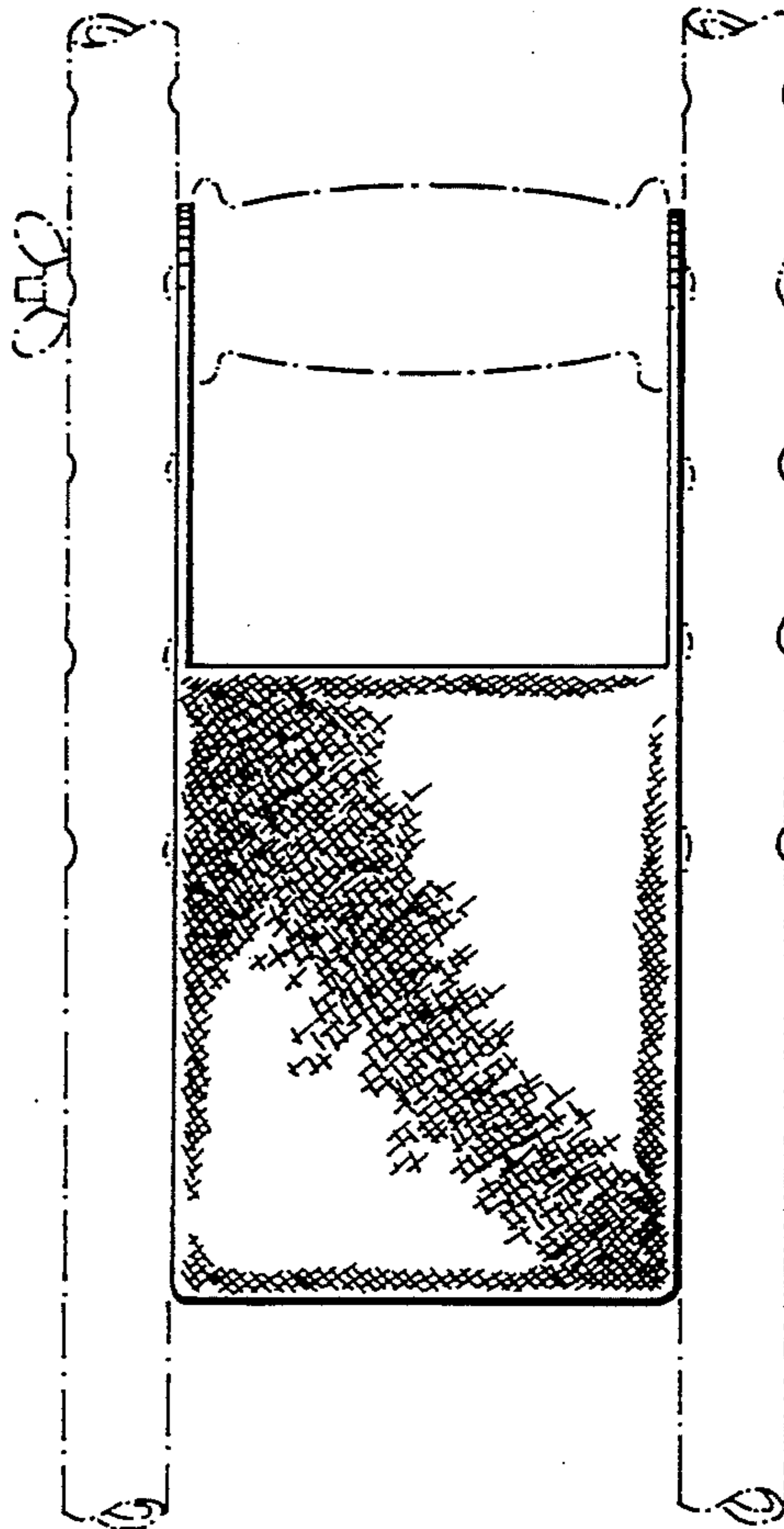


FIG. 6