



US00D357794S

United States Patent [19]

[11] Patent Number: **Des. 357,794**

Avar et al.

[45] Date of Patent: **** May 2, 1995**

[54] SHOE UPPER

[75] Inventors: **Eric P. Avar, Aloha; Bradford A. Johnson, Portland, both of Oreg.**

[73] Assignee: **Nike, Inc., Beaverton, Oreg.**

[**] Term: **14 Years**

[21] Appl. No.: **27,892**

[22] Filed: **Aug. 31, 1994**

D. 347,519	6/1994	Worthington	D2/970
D. 347,938	6/1994	Smith	D2/970
D. 351,058	10/1994	Hatfield et al.	D2/969
4,222,183	9/1980	Haddox	36/114

OTHER PUBLICATIONS

NIKE Footwear Catalog, Spring 1995, pp. 21 & 22, published Jun. 1994.

NIKE Footwear Catalog, Late Spring 1994, pp. 8 & 36, published Sep. 1993.

NIKE Footwear Catalog, Fall 1994, pp. 8, 28, 40 & 114, published Nov. 1993.

NIKE Footwear Catalog, Holiday 1994, pp. 32 & 34, published Mar. 1994.

NIKE Footwear Catalog, Fall 1992, p. 34, published Dec. 1991.

NIKE Footwear Catalog, Fall 1990, pp. 4 & 110, published Dec. 1989.

Related U.S. Application Data

[63] Continuation-in-part of Ser. No. 26,156, Jul. 20, 1994.

[52] U.S. Cl. **D2/969**

[58] Field of Search **D2/896, 902, 907, 969, D2/970; 36/45, 50.1, 83, 84, 89, 102-107, 112-114, 132, 136**

Primary Examiner—Louis S. Zarfes

Attorney, Agent, or Firm—Banner, Birch, McKie & Beckett

[56] References Cited

U.S. PATENT DOCUMENTS

D. 156,302	11/1949	Whatmore	D2/902
D. 278,185	4/1985	Michaeli	.	
D. 278,186	4/1985	Michaeli	.	
D. 295,577	5/1988	Selbiger	.	
D. 296,037	6/1988	Brown et al.	.	
D. 296,146	6/1988	McCrea	.	
D. 300,385	3/1989	Backus	.	
D. 301,935	7/1989	Jonah	D2/969
D. 307,508	5/1990	Miller et al.	.	
D. 320,689	10/1991	Smith	.	
D. 331,484	12/1992	Feller	D2/969
D. 331,827	12/1992	Coley et al.	.	
D. 342,147	12/1993	Morris	.	
D. 342,371	12/1993	Morris et al.	D2/970
D. 345,246	3/1994	Greene	D2/970
D. 345,253	3/1994	Lucas	D2/969
D. 346,272	4/1994	Cessor	D2/970
D. 346,484	5/1994	Hatfield	D2/970
D. 346,899	5/1994	Hatfield et al.	D2/970
D. 347,109	5/1994	Avar	D2/970
D. 347,317	5/1994	Avar	D2/976

[57] CLAIM

The ornamental design for a shoe upper, as shown and described.

DESCRIPTION

FIG. 1 is a side elevational view of one side of a shoe upper showing our new design;

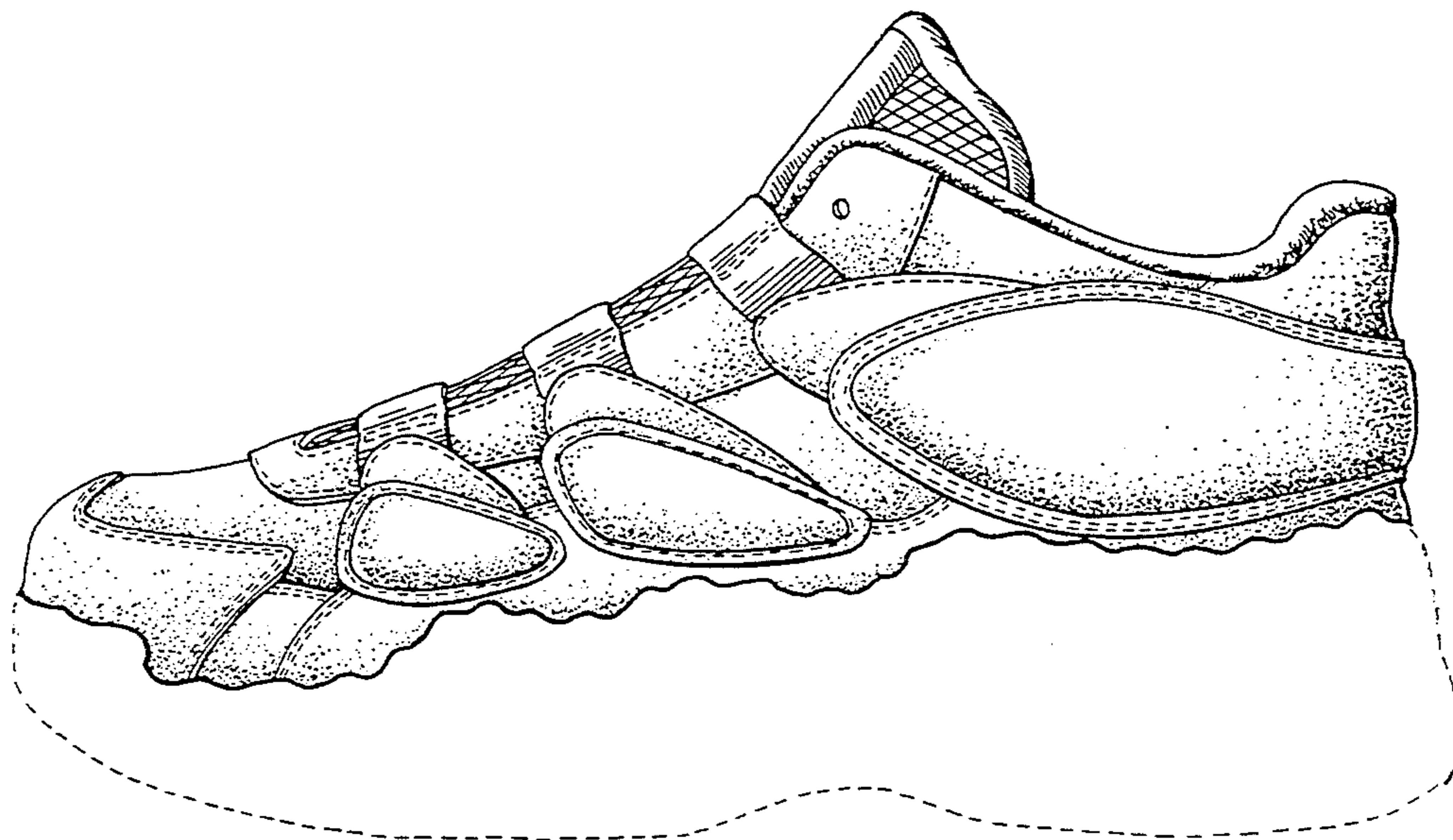
FIG. 2 is a side elevational view of the other side of the shoe upper shown in FIG. 1;

FIG. 3 is a front elevational view of the shoe upper shown in FIG. 1;

FIG. 4 is a rear elevational view of the shoe upper shown in FIG. 1; and,

FIG. 5 is a top plan view of the shoe upper shown in FIG. 1.

The broken line showing of a shoe sole, including the cupped vertical sides of the sole, is for illustrative purposes and forms no part of the claimed design.



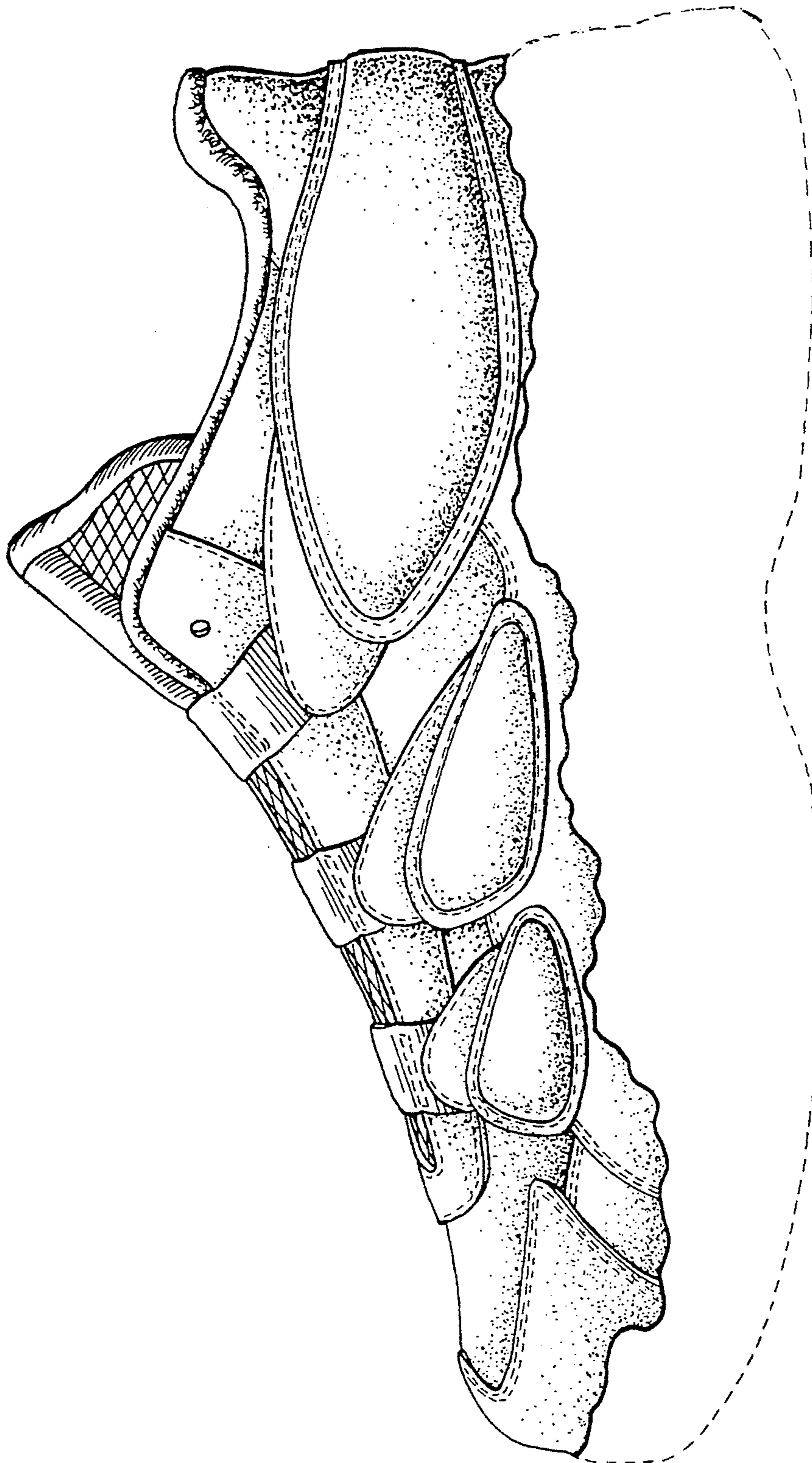


FIG. 1

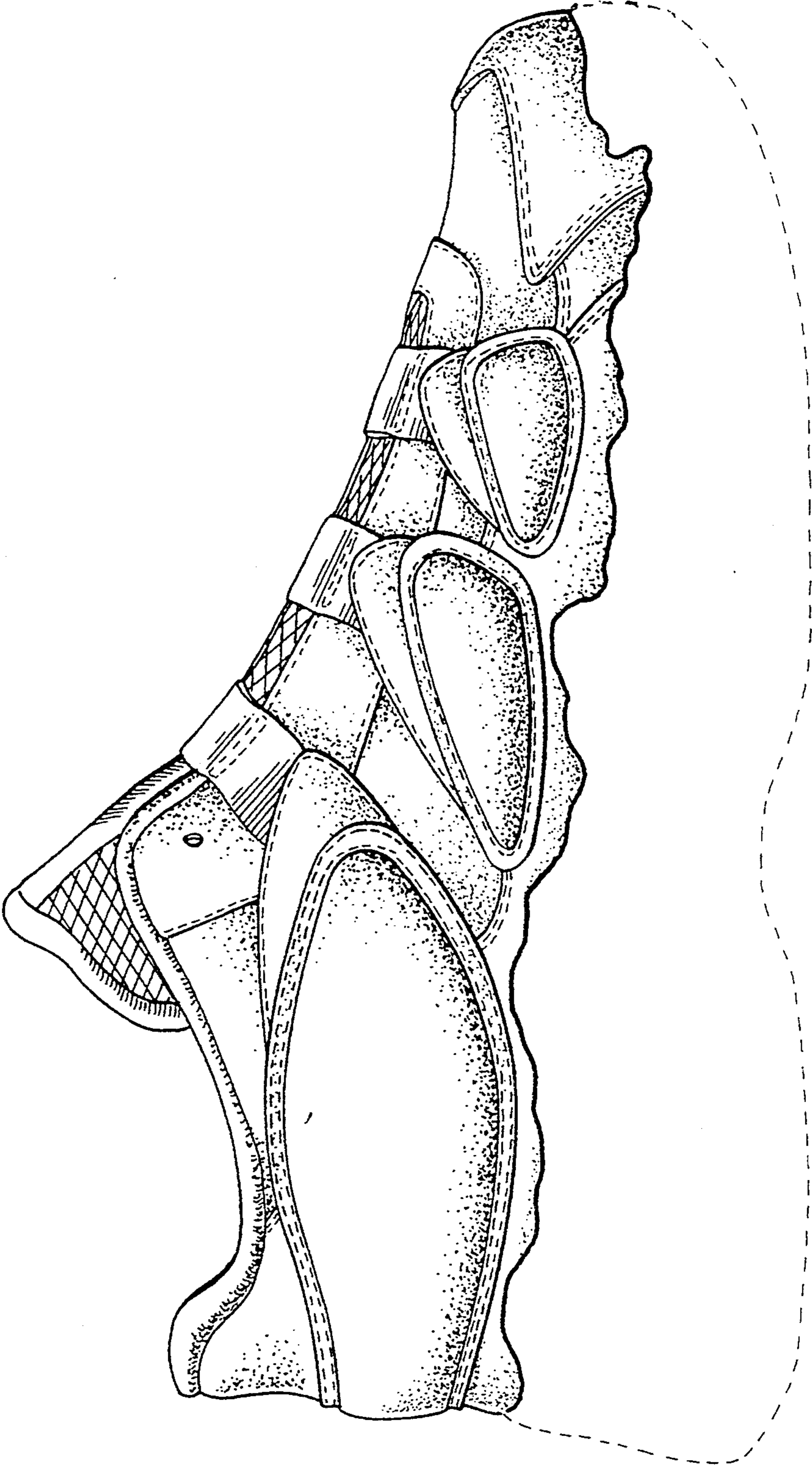


FIG. 2

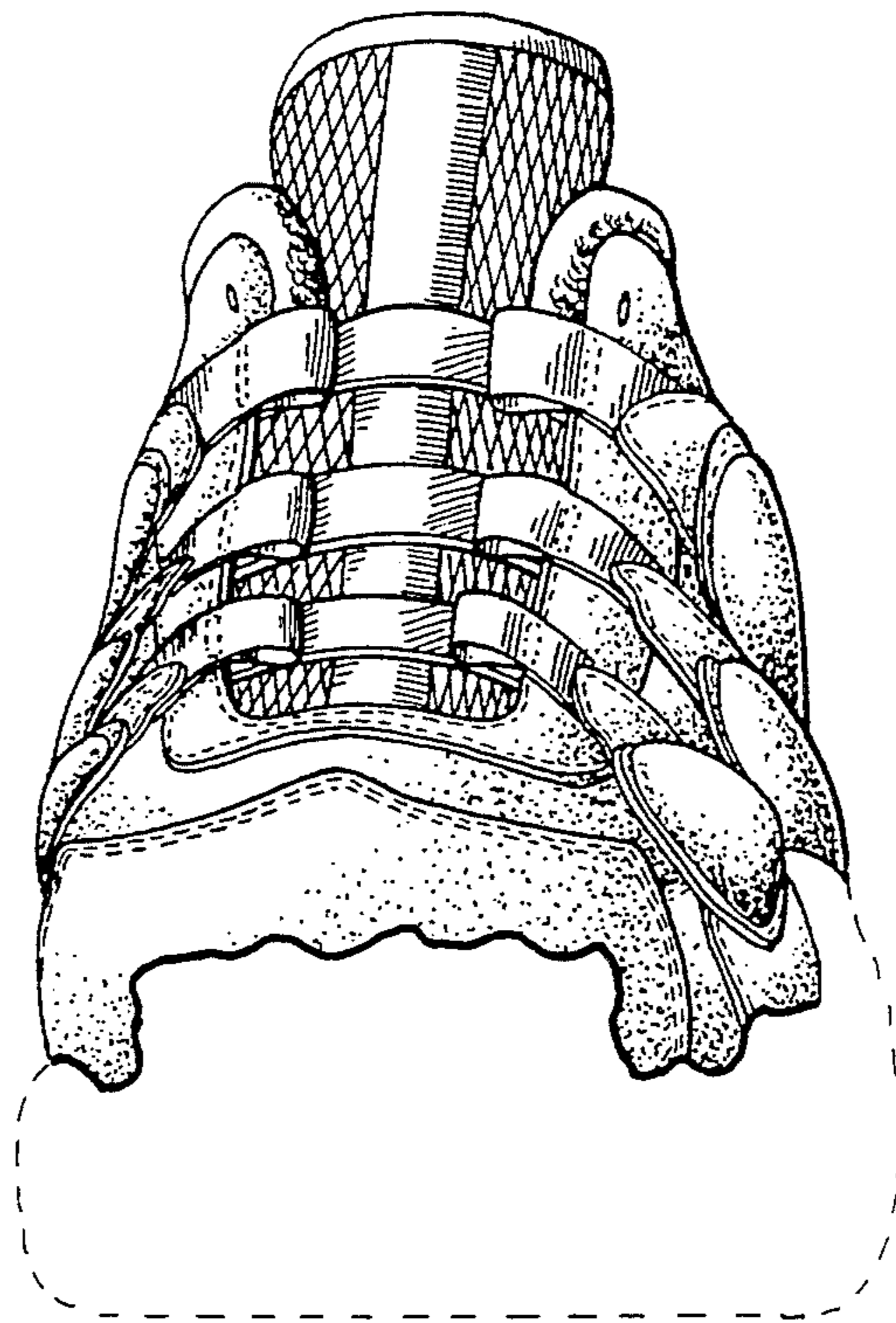


FIG. 3

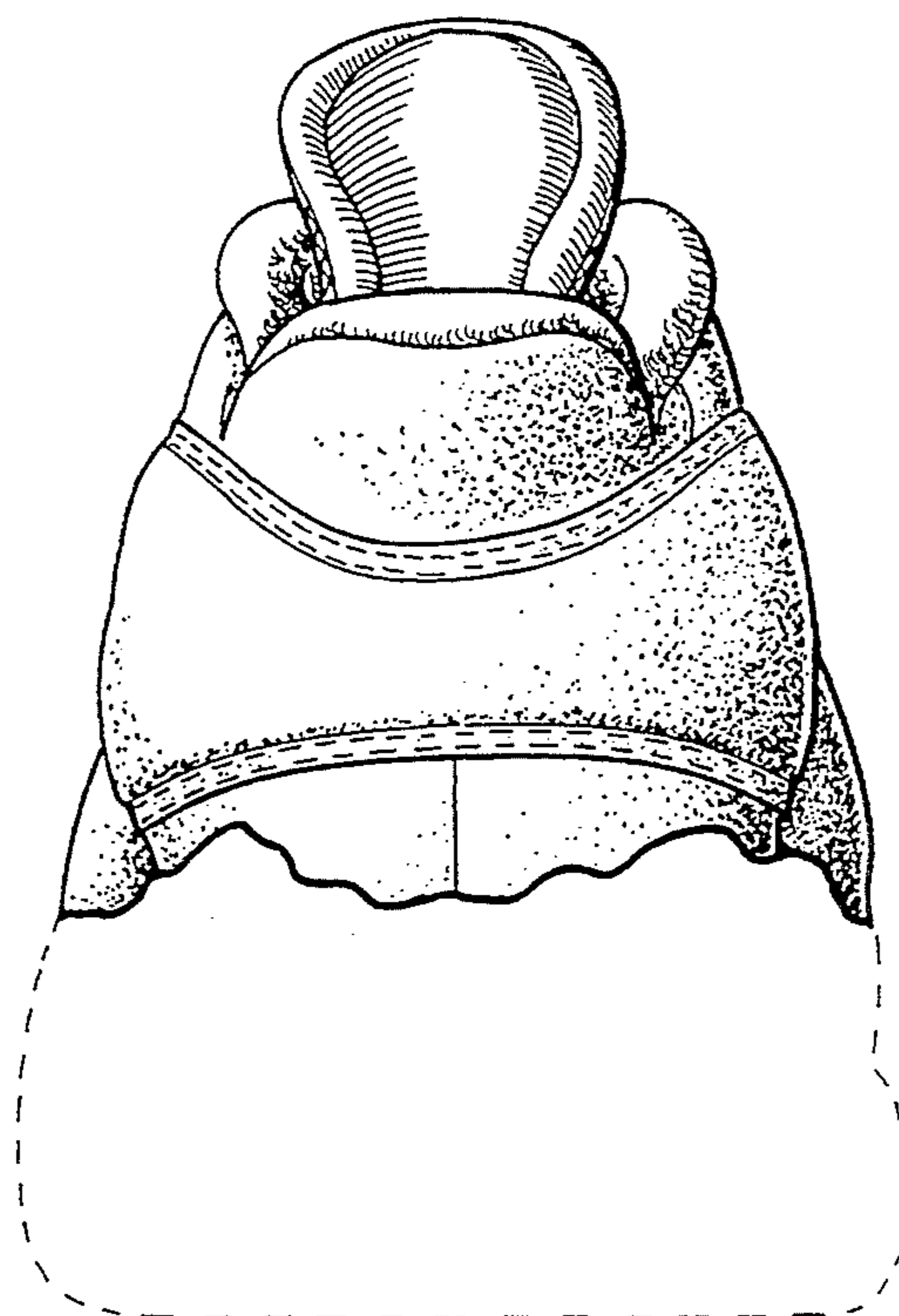


FIG. 4

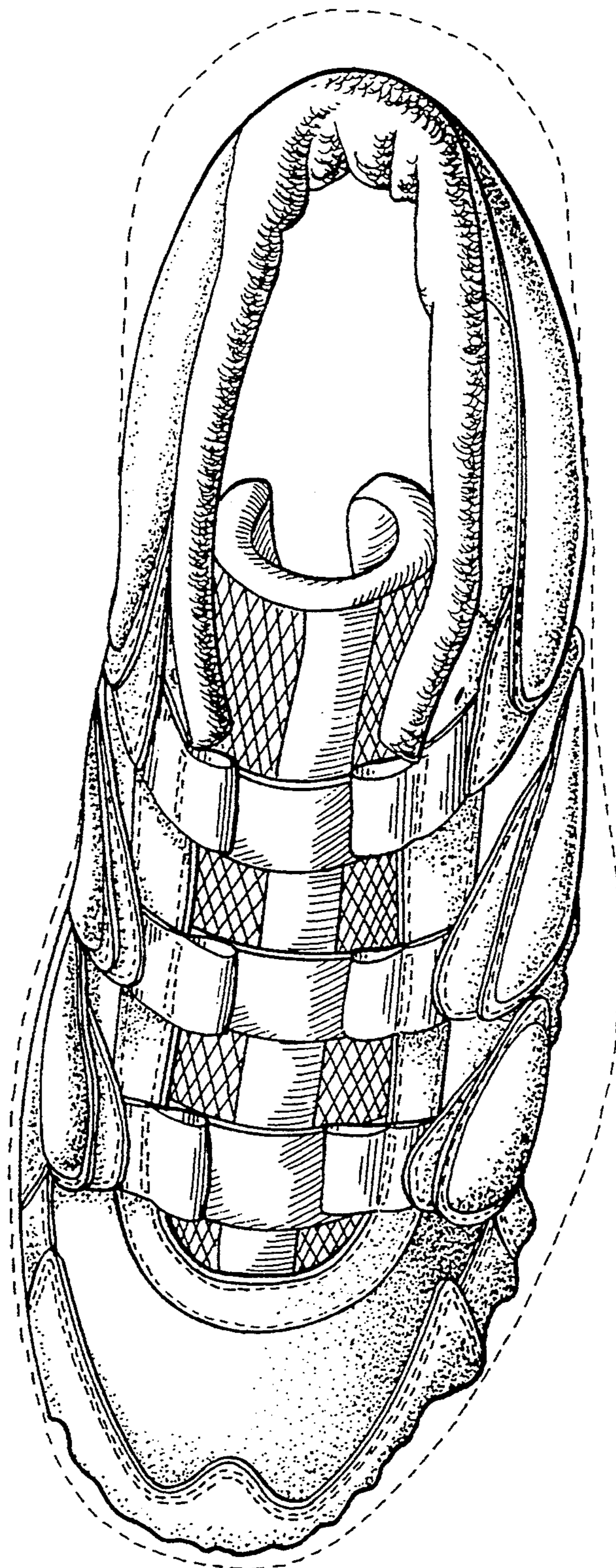


FIG. 5