



US00D357787S

United States Patent [19]

Sullivan

[11] Patent Number: **Des. 357,787**

[45] Date of Patent: **** Apr. 25, 1995**

[54] **BLOCK FOR FLOOR JACK**

[76] Inventor: **Charles D. Sullivan**, 18941 W. North Ave., Kerman, Calif. 93630

[**] Term: **14 Years**

[21] Appl. No.: **19,467**

[22] Filed: **Mar. 3, 1994**

[52] U.S. Cl. **D34/31**

[58] Field of Search **D34/31, 28, 33; D12/101, 106; 254/2 R, 8 R, 11, 84, 93 H, 93 R, 930 A, 133, 134, 418, 419**

3,759,488	9/1973	Lukas .	
4,015,824	4/1977	Profet .	
4,481,864	11/1984	Peruzzi .	
4,635,902	1/1987	Chou .	
4,811,924	3/1989	Walters	254/11
5,042,777	8/1991	Appelbaum .	

Primary Examiner—James M. Gandy
Assistant Examiner—Robin V. Taylor

[57] **CLAIM**

The ornamental design for the block for floor jack, as shown and described.

DESCRIPTION

FIG. 1 is a front elevational view of the block for floor jack showing my new design;
 FIG. 2 is a rear elevational view thereof;
 FIG. 3 is a left side elevational view thereof;
 FIG. 4 is a right side elevational view thereof;
 FIG. 5 is a top plan view thereof; and,
 FIG. 6 is a bottom plan view thereof.

[56] **References Cited**

U.S. PATENT DOCUMENTS

D. 216,432	1/1970	Grosz	D34/31
D. 230,014	1/1974	Edgell	D34/31
D. 278,753	5/1985	Honour	D34/31
2,696,359	12/1954	Hill	248/354.3

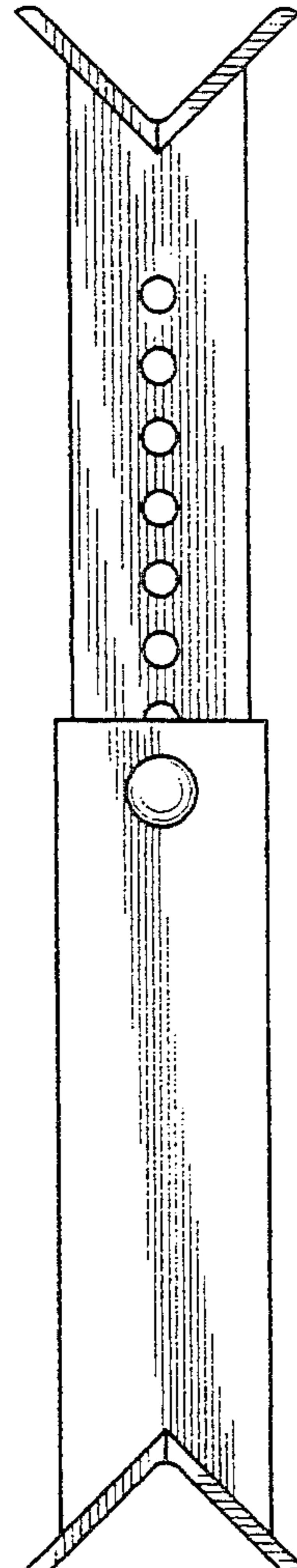
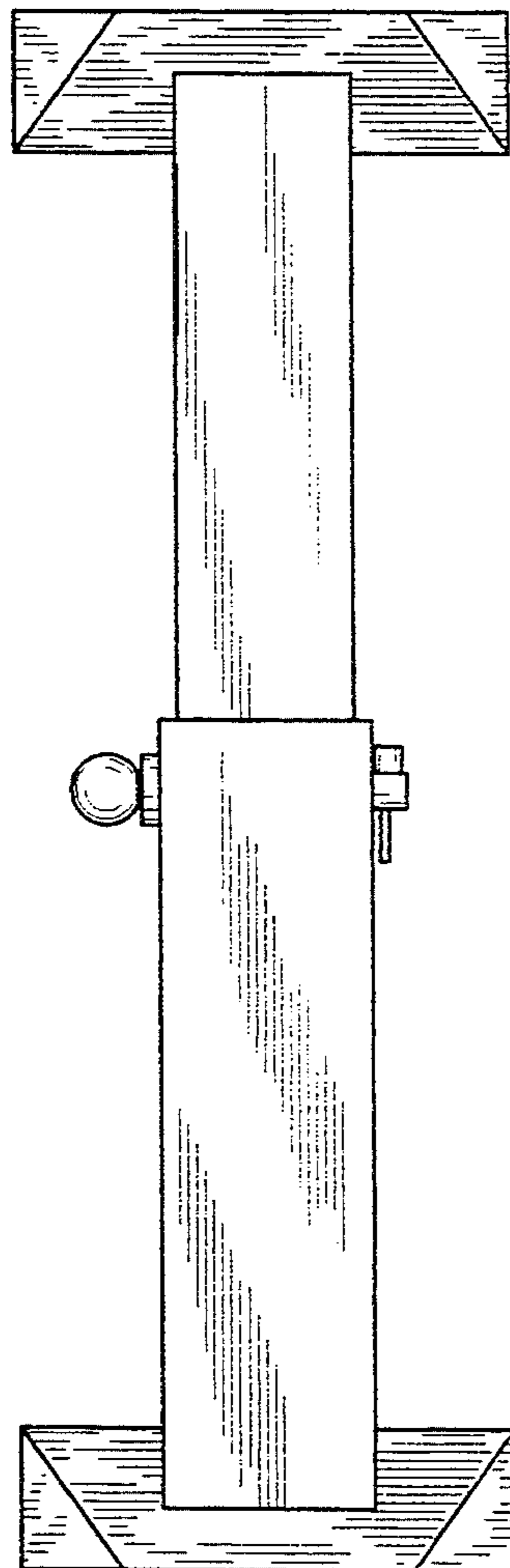


FIG. 1

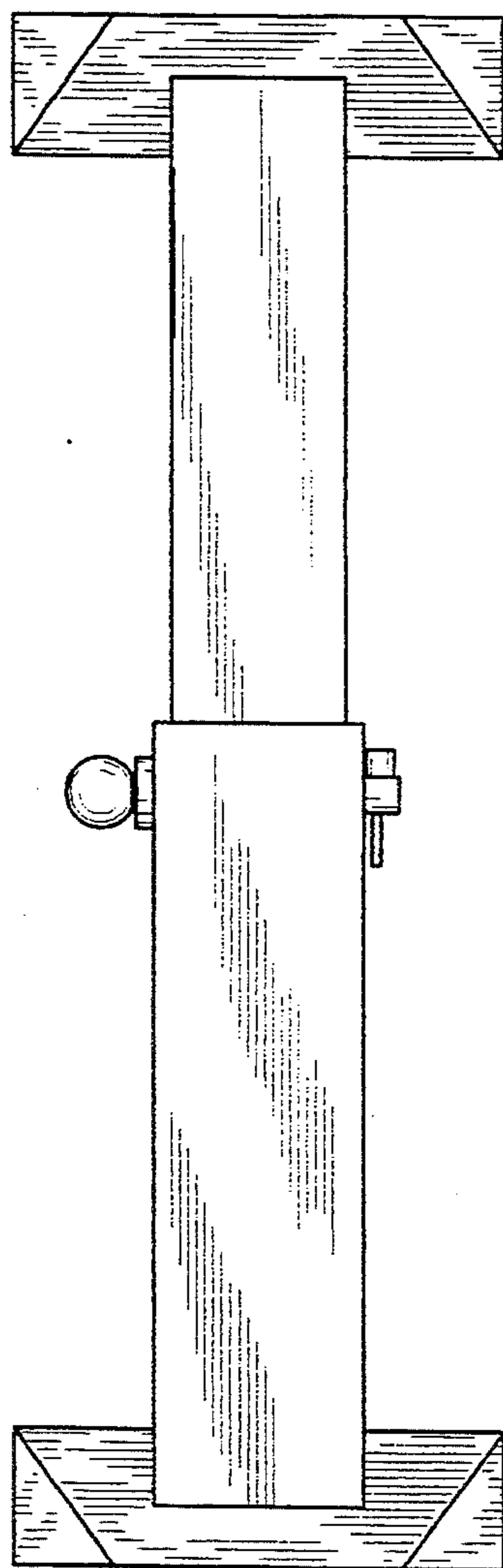


FIG. 2

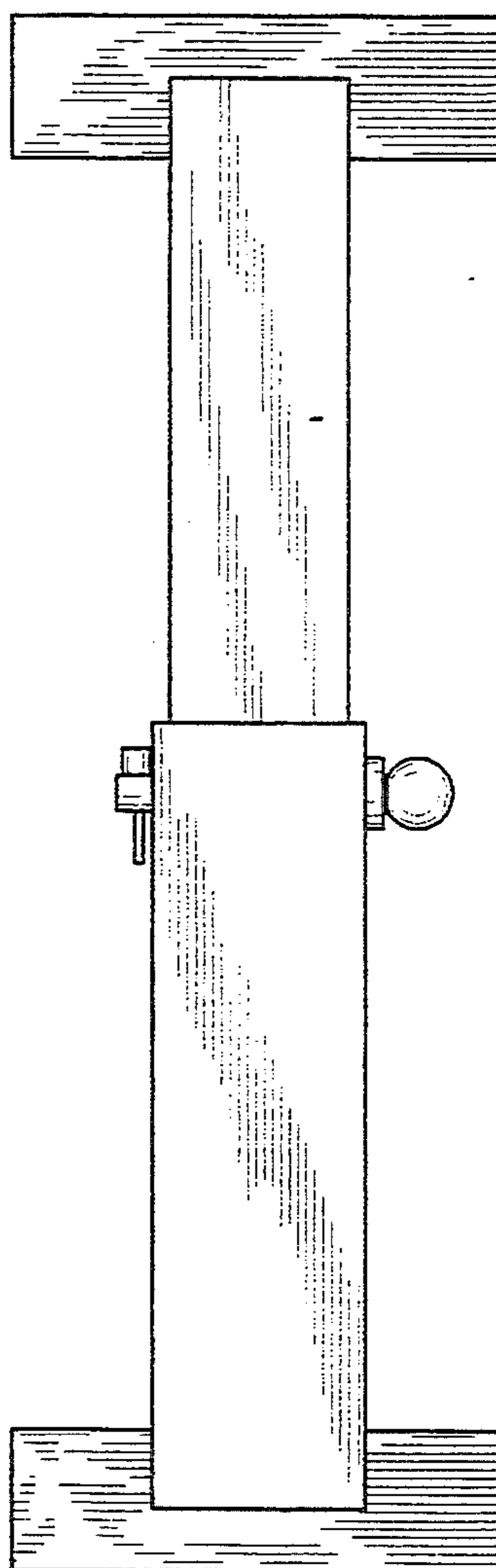


FIG. 3

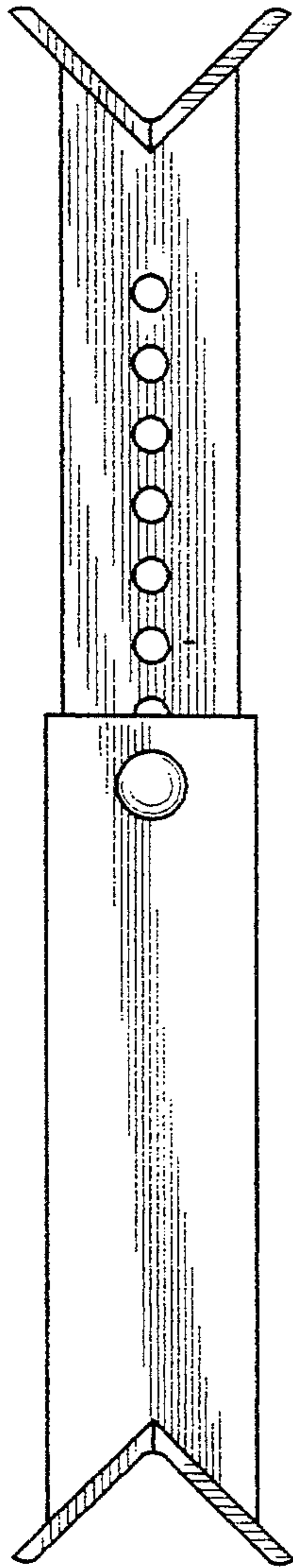


FIG. 4

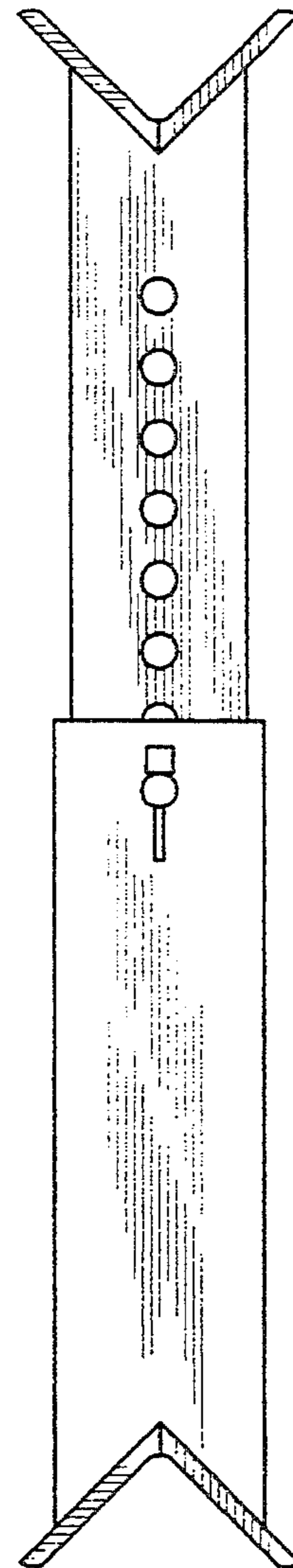


FIG. 5




FIG. 6

