



US00D357766S

# United States Patent [19]

[11] Patent Number: **Des. 357,766**

Prince et al.

[45] Date of Patent: **\*\* Apr. 25, 1995**

[54] **HAIR CURLER STEAMER ENCLOSURE**

[75] Inventors: **Jack H. Prince, Suffen; Gerald Fink, Cornwall, both of N.Y.**

[73] Assignee: **Celeste Company, Inc., Warminster, Pa.**

[\*\*] Term: **14 Years**

[21] Appl. No.: **8,559**

[22] Filed: **May 19, 1993**

[52] U.S. Cl. .... **D28/38**

[58] Field of Search ..... **D28/9, 10, 38, 73; 132/212, 233, 271, 272, 333; 219/222, 242; D9/529**

3,584,632	6/1971	Weidner et al. ....	132/9
3,645,007	2/1972	Scott .....	34/60
4,771,797	9/1988	Kosaka .....	132/272
5,220,931	6/1993	Aida .....	219/242 X

### FOREIGN PATENT DOCUMENTS

0097074	12/1983	European Pat. Off. ....	132/333
---------	---------	-------------------------	---------

*Primary Examiner*—Theodore M. Shooman  
*Assistant Examiner*—C. Tuttle  
*Attorney, Agent, or Firm*—Woodcock, Washburn, Kurtz, Mackiewicz & Norris

### [57] CLAIM

The ornamental design for a hair curler steamer enclosure, as shown and described.

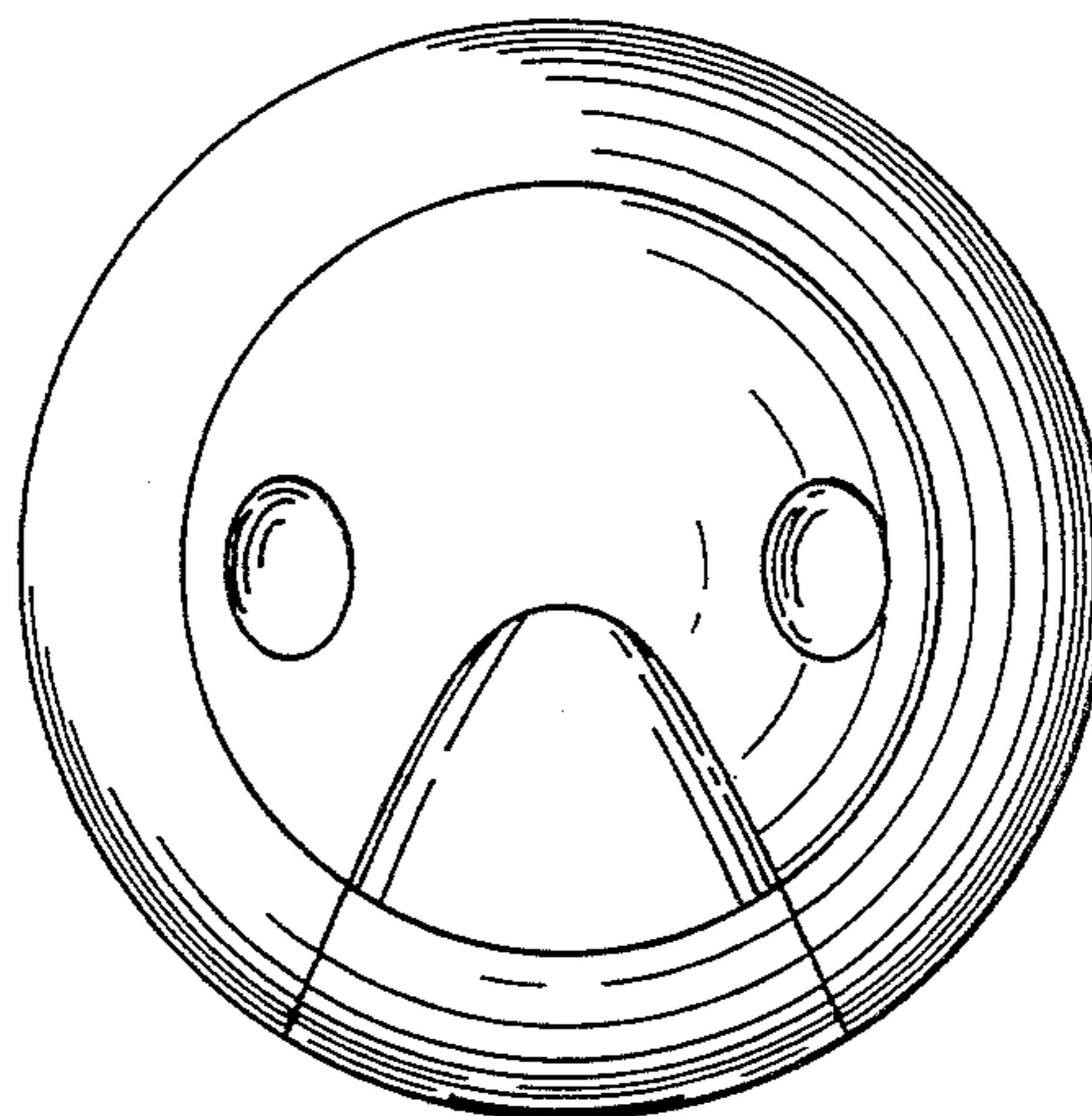
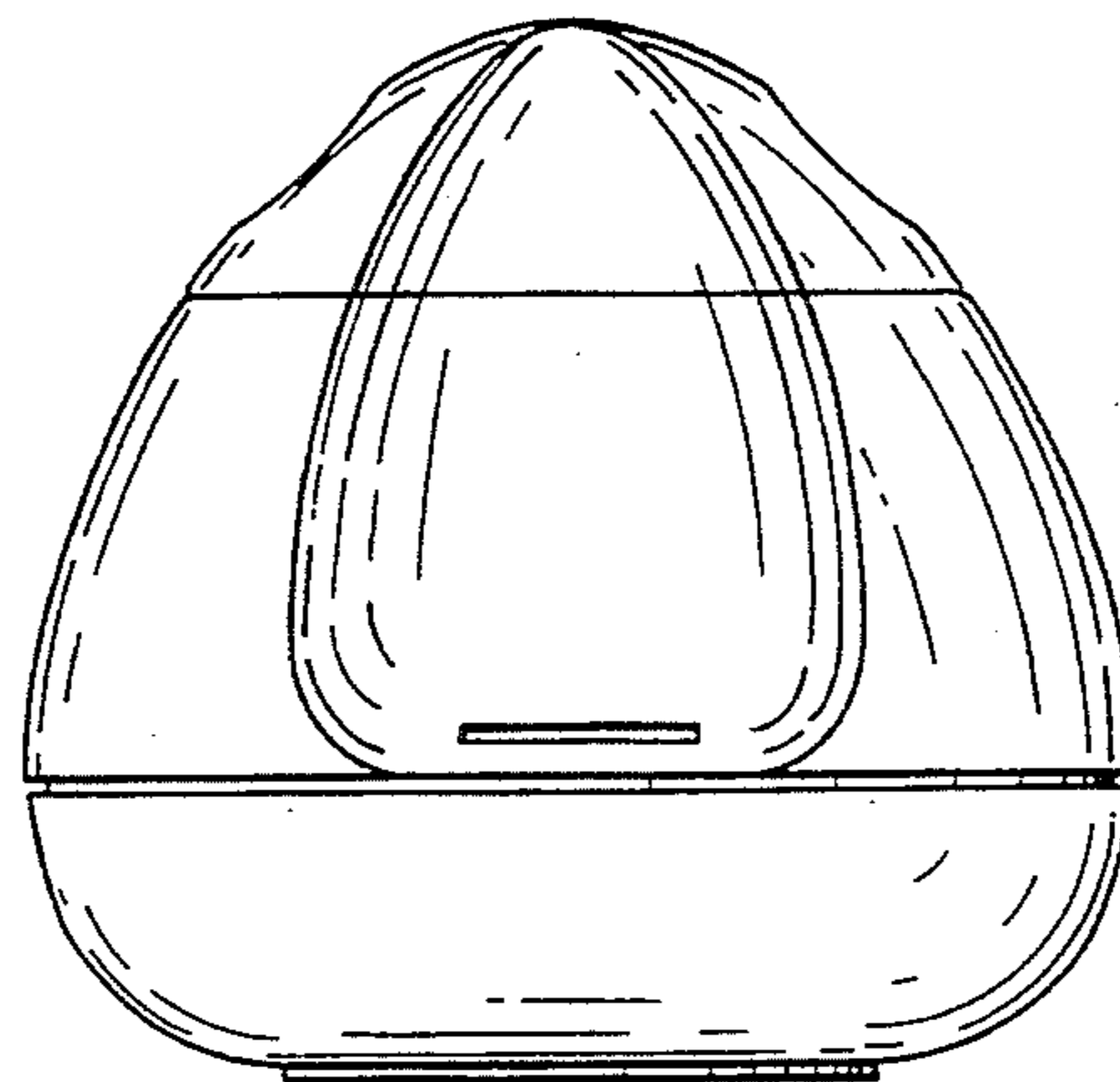
### [56] References Cited

#### U.S. PATENT DOCUMENTS

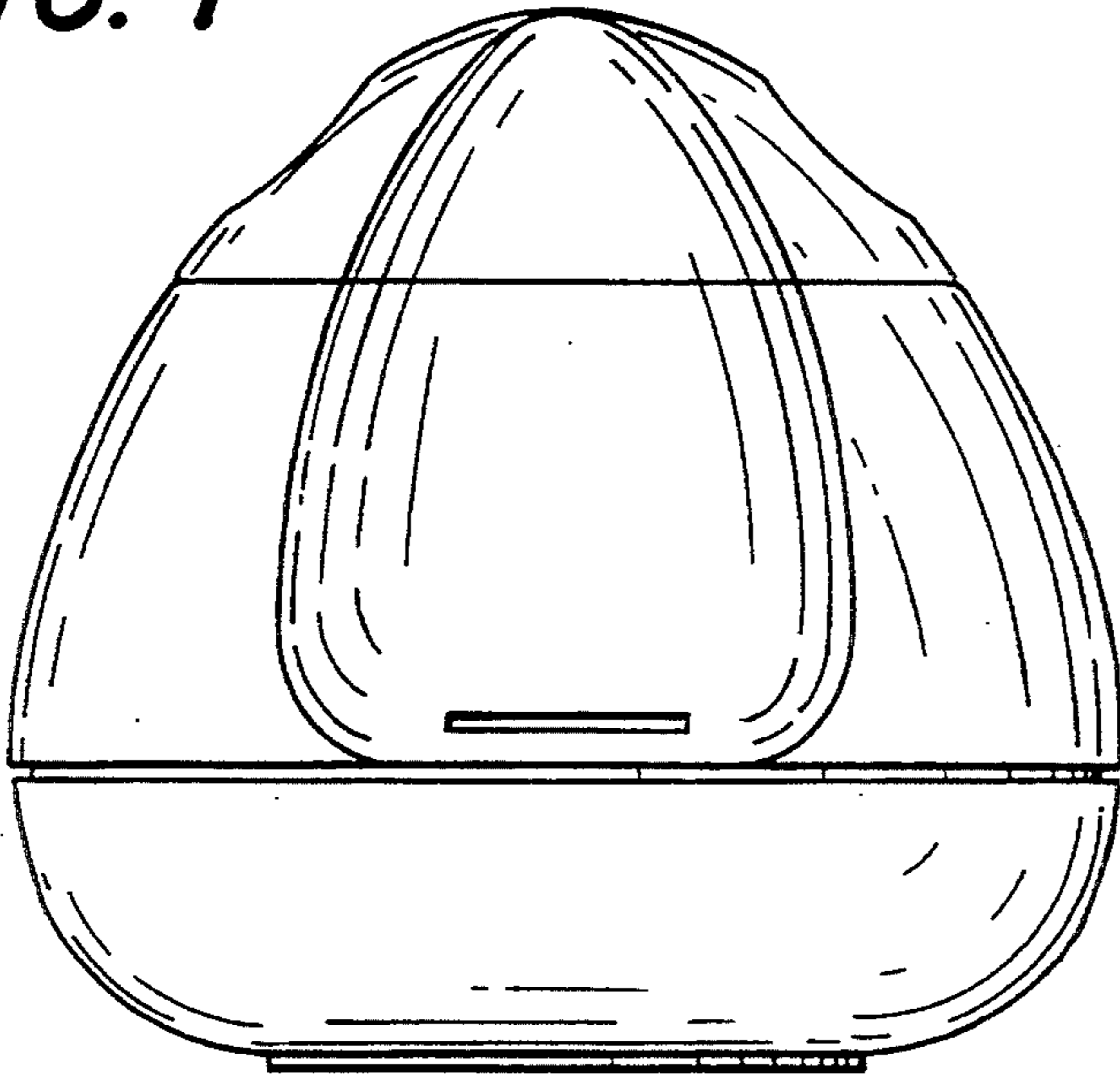
D. 48,166	11/1915	Bennett .....	D19/85 X
D. 65,098	7/1924	Brewster .....	D9/529
D. 166,827	2/1952	Schluttig .....	D28/76 X
D. 217,481	5/1970	Bernard .....	D28/38 X
D. 304,245	10/1989	Ianni .....	D28/38 X
D. 322,754	12/1991	Halm et al. ....	D9/529
D. 343,591	1/1994	Lovato .....	D9/420 X
1,809,510	6/1931	Churchill .....	132/233 X
2,525,274	10/1950	Schleimer .....	219/222 X
2,881,755	4/1959	Diehl .....	126/271.1
3,495,343	2/1970	Duncanson .....	34/72

### DESCRIPTION

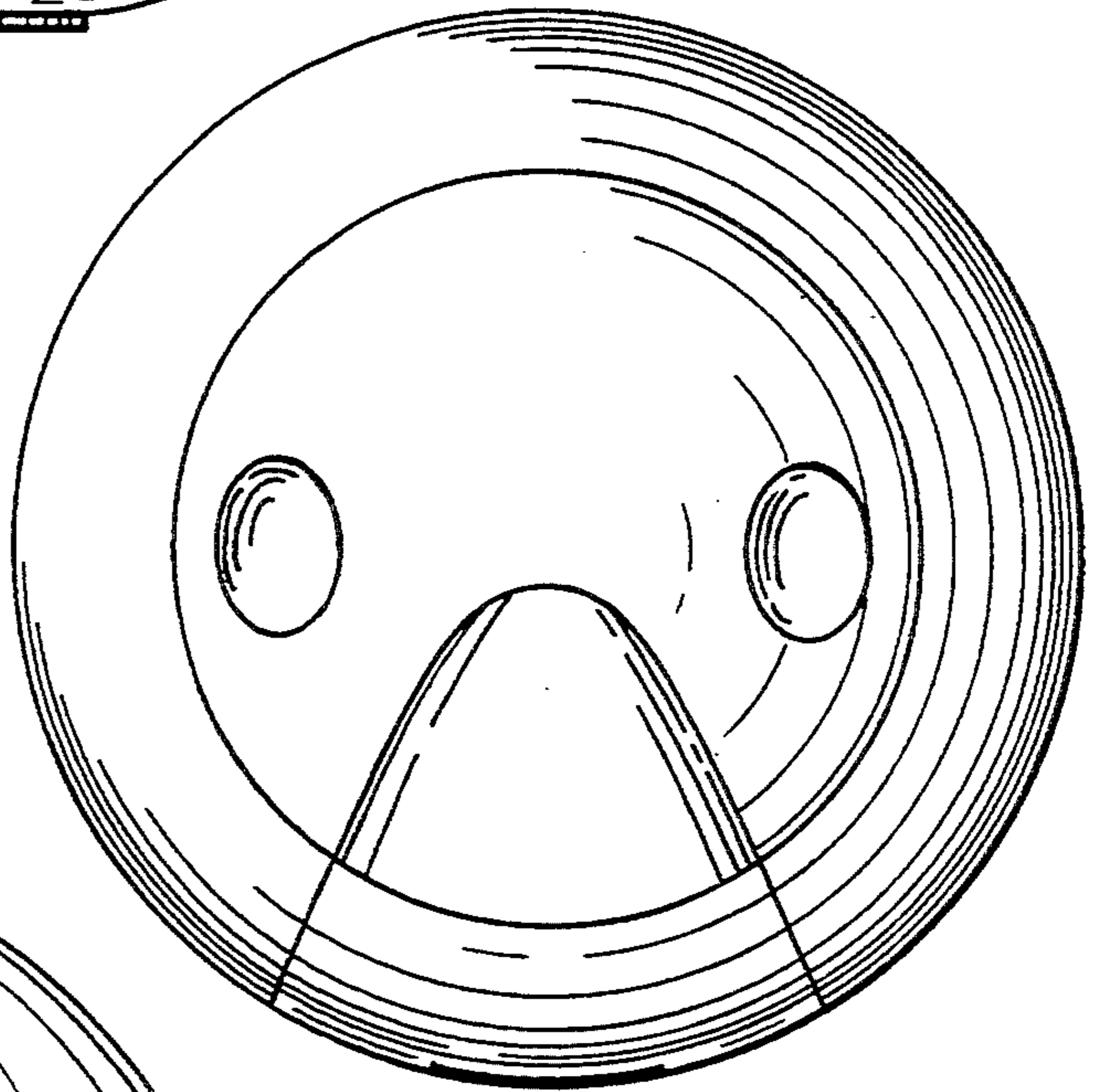
FIG. 1 is a front elevation of the hair curler steamer enclosure;  
FIG. 2 is a side elevation of the hair curler steamer enclosure design shown in FIG. 1 the side opposite being a mirror image of the side shown;  
FIG. 3 is a rear elevation of the hair curler steamer enclosure design shown in FIG. 1;  
FIG. 4 is a top plan view of the hair curler steamer enclosure design shown in FIG. 1; and,  
FIG. 5 is a view of the bottom of the hair curler steamer enclosure design shown in FIG. 1.



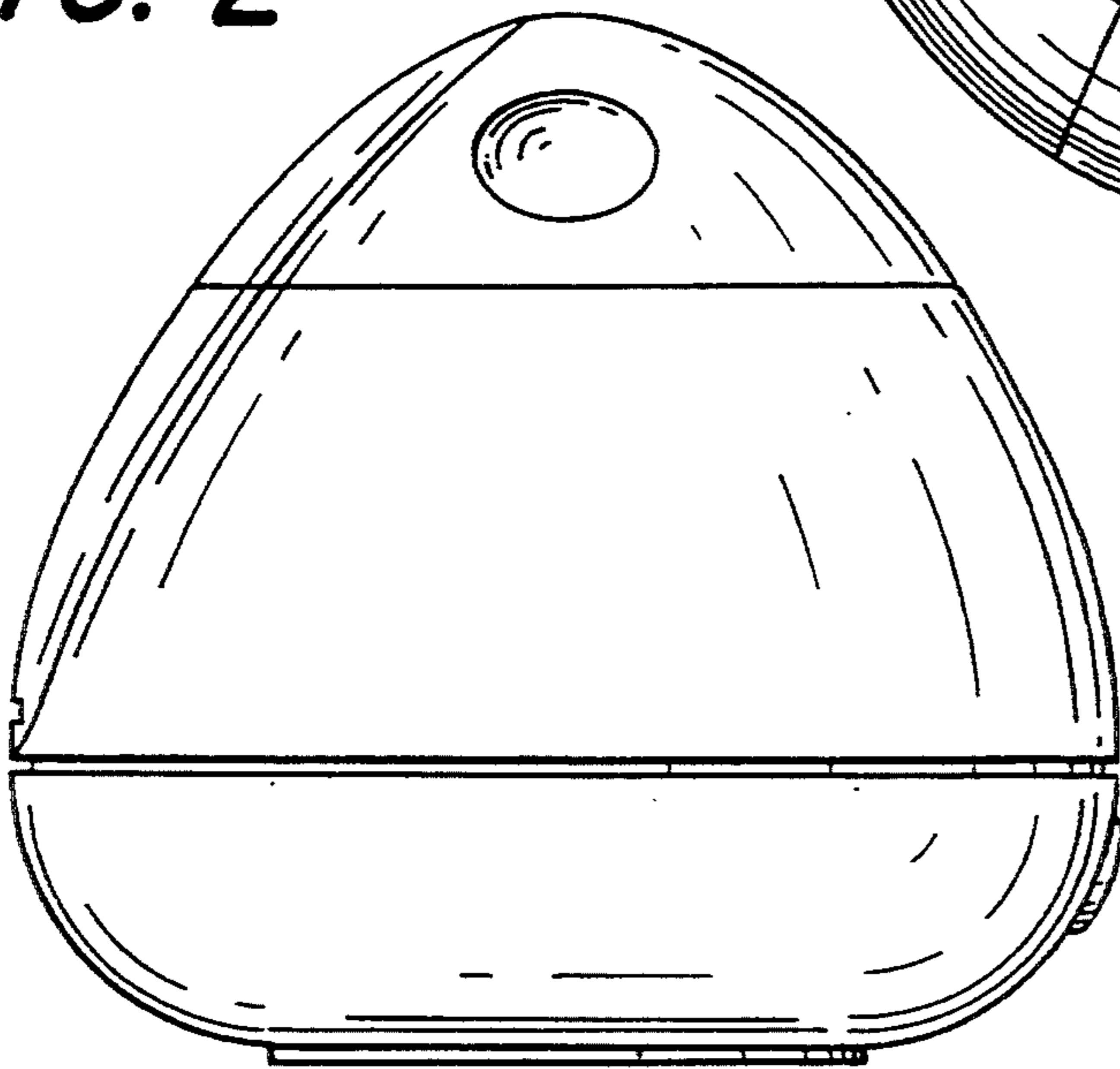
**FIG. 1**



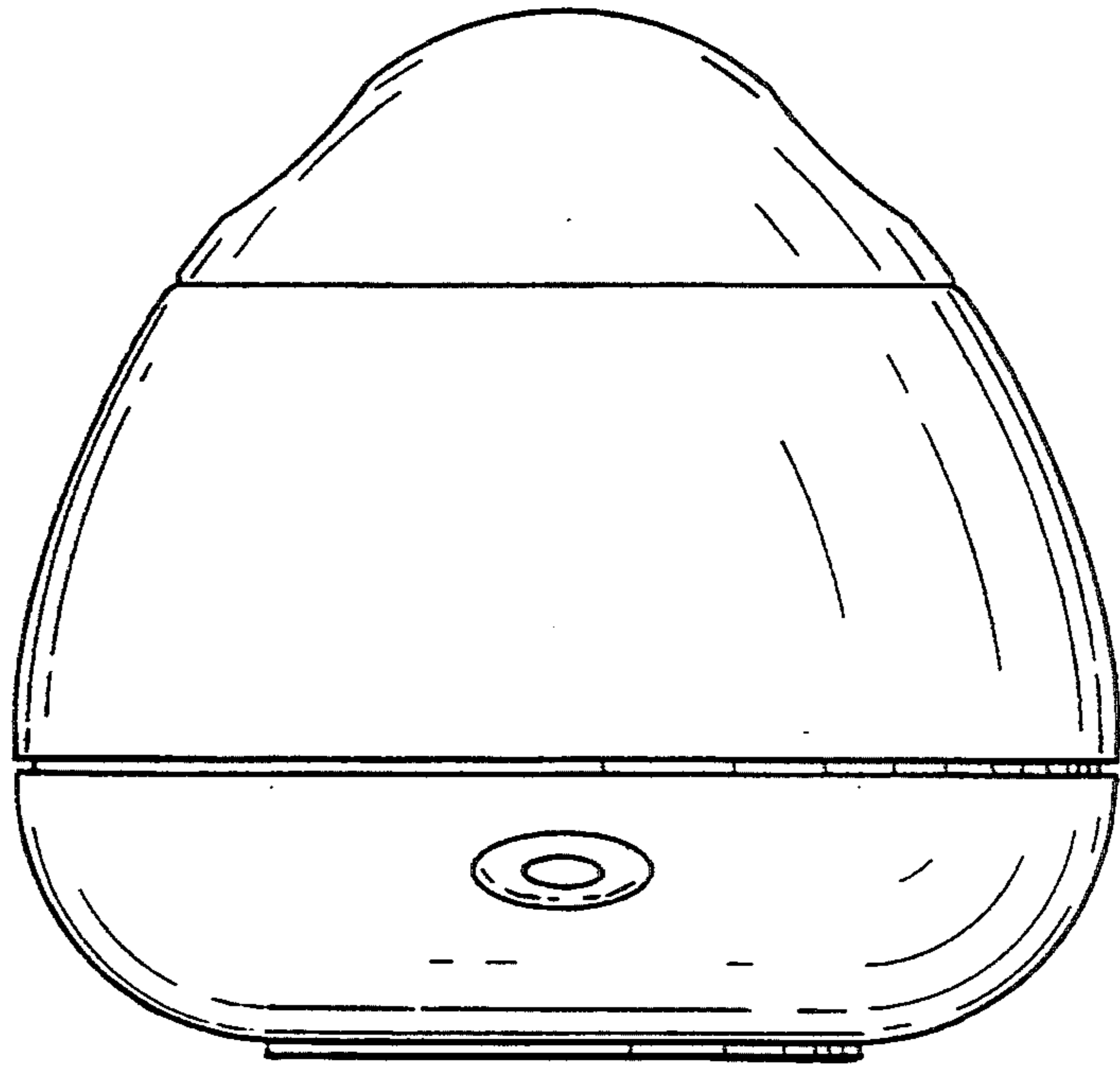
**FIG. 4**



**FIG. 2**



**FIG. 3**



**FIG. 5**

