



US00D357709S

# United States Patent [19] Hall, III

[11] Patent Number: **Des. 357,709**  
[45] Date of Patent: **\*\* Apr. 25, 1995**

[54] **GAME BOARD**  
[76] Inventor: **Benjamin L. Hall, III**, 7843 Chinon Cir., Houston, Tex. 77071  
[\*\*] Term: **14 Years**  
[21] Appl. No.: **6,802**  
[22] Filed: **Apr. 7, 1993**  
[52] U.S. Cl. .... **D21/23; D21/24**  
[58] Field of Search ..... **D21/14-36; 273/236-286**

4,099,723 7/1978 Robinson ..... 273/241  
4,179,127 12/1979 Goodman ..... 273/241  
4,348,027 9/1982 Escamilla-Kelly ..... 273/241  
4,534,565 8/1985 Hube ..... 273/241  
4,776,597 10/1988 Rudell ..... 273/241

*Primary Examiner*—Prabhakar G. Deshmukh  
*Assistant Examiner*—Sandra Morris  
*Attorney, Agent, or Firm*—Vinson & Elkins

### [57] CLAIM


The ornamental design for a game board, as shown and described.

### [56] References Cited U.S. PATENT DOCUMENTS

D. 200,109 1/1965 Hirsch ..... 273/241  
D. 210,542 3/1968 Stookey ..... 273/241  
D. 215,103 9/1969 Stevens et al. .... D21/23  
D. 221,390 8/1971 Skillman ..... D34/5  
D. 223,939 6/1972 Palazzolo ..... D34/5  
D. 234,366 2/1975 Zelenko ..... 273/241  
D. 267,023 11/1982 Bowser ..... D21/23  
D. 299,933 2/1989 Shalaon ..... D21/23  
D. 325,050 3/1992 Docherty ..... D21/23  
3,871,657 3/1975 Lorenz et al. .... 273/131

### DESCRIPTION

FIG. 1 is a top plan view of the game board showing my new design;  
FIG. 2 is a side elevational view thereof;  
FIG. 3 is a front elevational view thereof;  
FIG. 4 is a perspective view thereof;  
FIG. 5 is a top plan view of a second embodiment of the design;  
FIG. 6 is a side elevational view of FIG. 5.  
FIG. 7 is a front elevational view of FIG. 5; and,  
FIG. 8 is a perspective view of FIG. 5.






FIG. 1

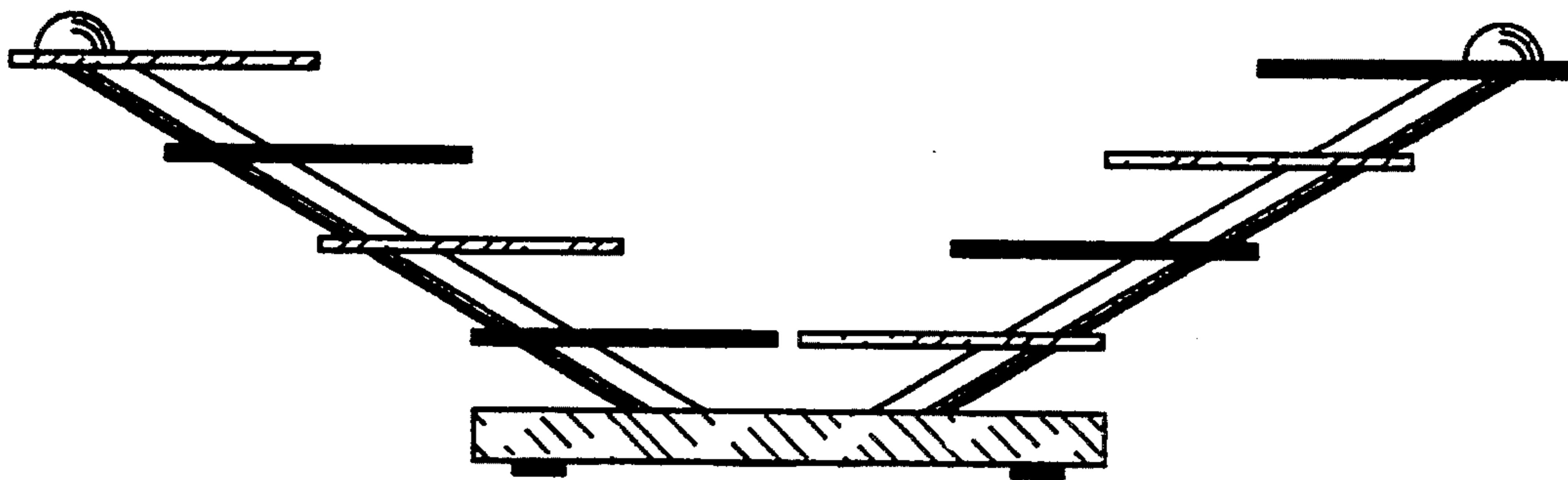


FIG. 2

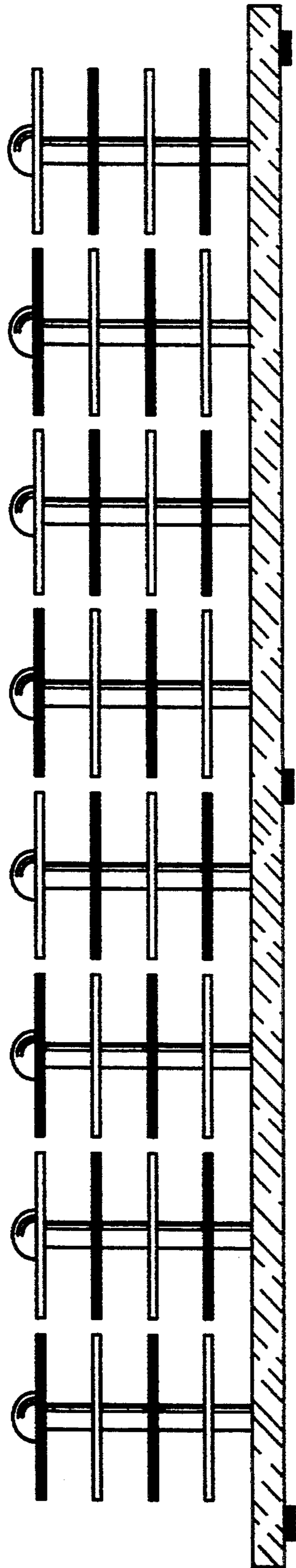


FIG.3

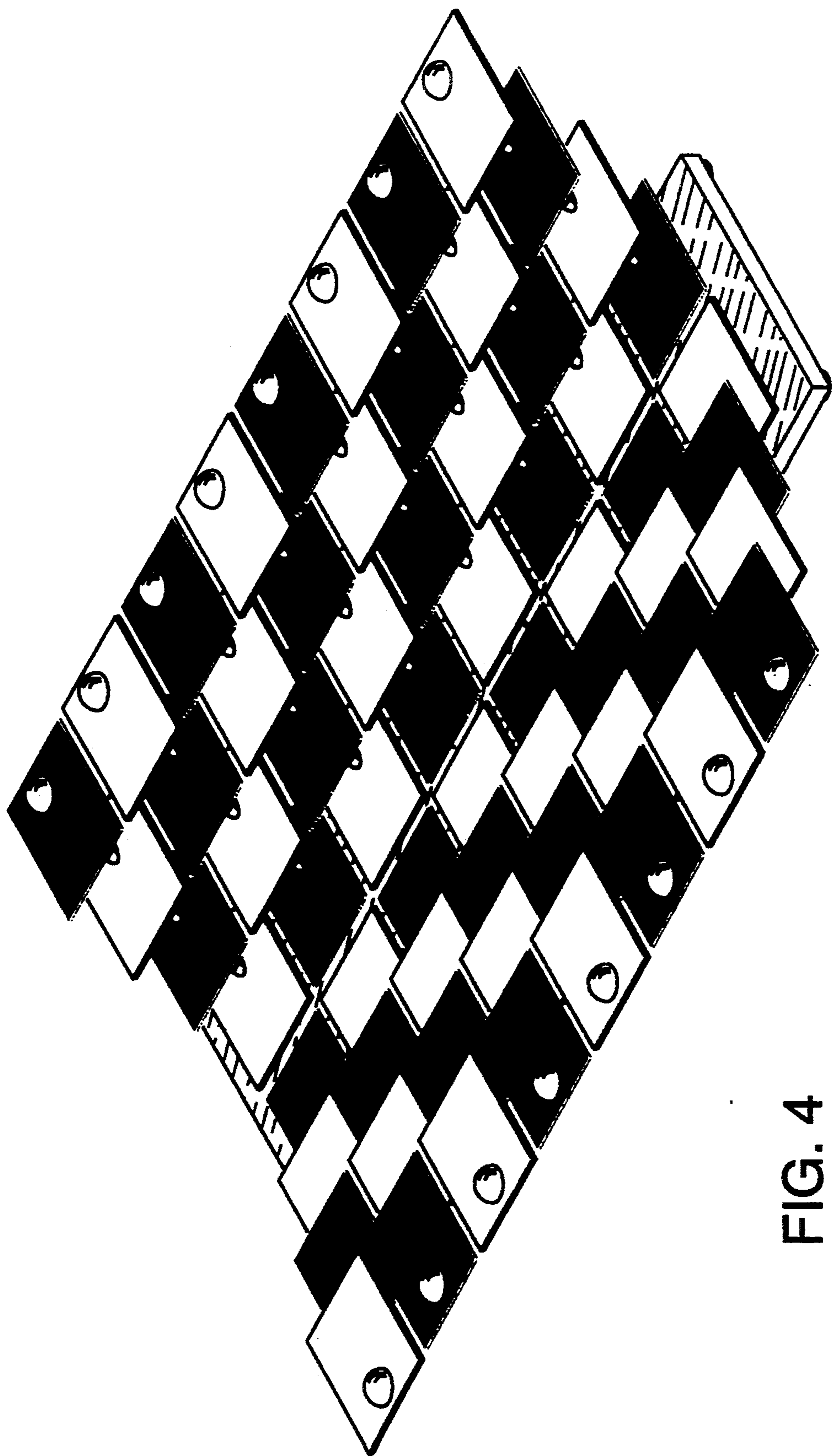


FIG. 4




FIG. 5

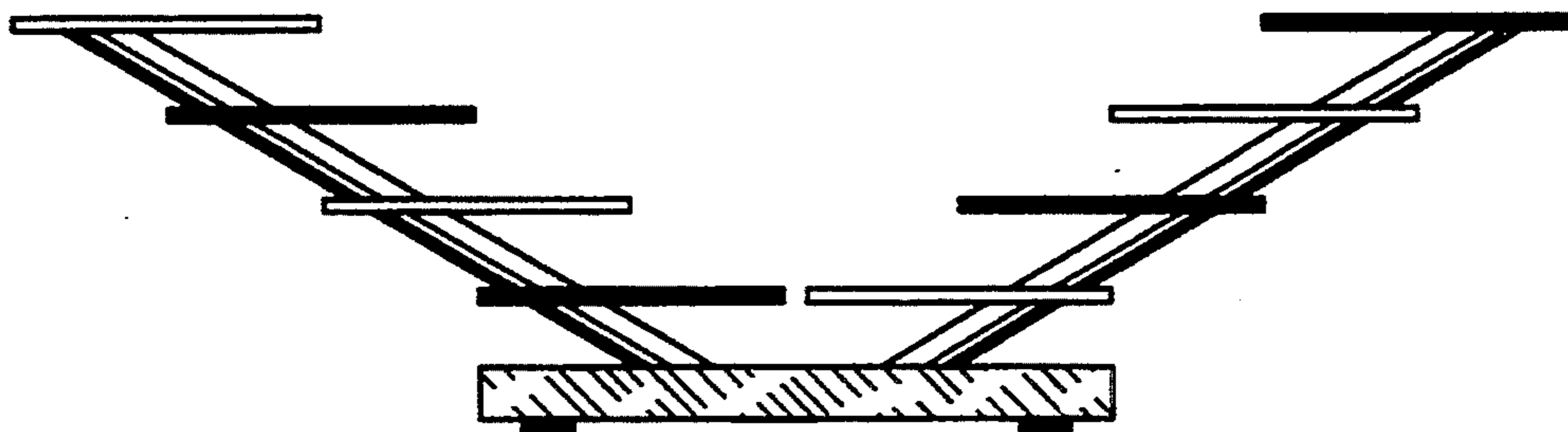


FIG. 6

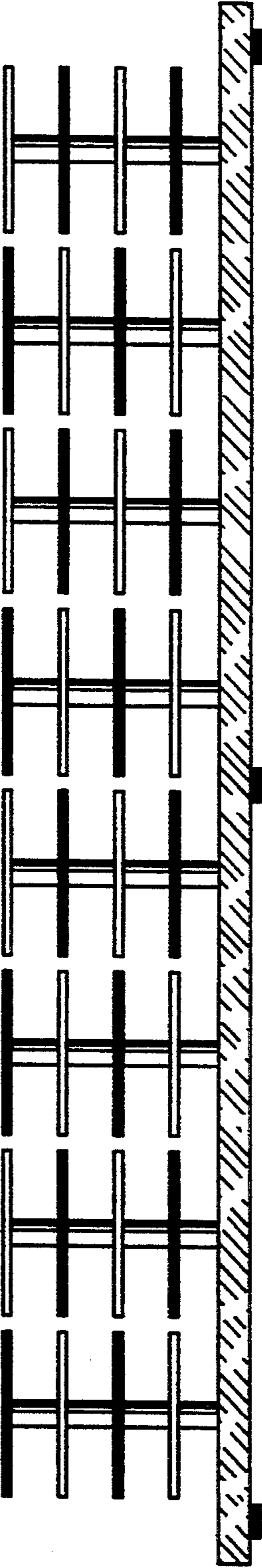


FIG. 7






FIG. 8