



US00D357690S

United States Patent [19]

[11] Patent Number: **Des. 357,690**

Gobel

[45] Date of Patent: **** Apr. 25, 1995**

[54] **ELECTRIC STRING CUTTING LAWN MOWER**

[76] Inventor: **Doris M. Gobel, P.O. Box 303, Barryton, Mich. 49305**

[**] Term: **14 Years**

[21] Appl. No.: **15,230**

[22] Filed: **Nov. 10, 1993**

[52] U.S. Cl. **D15/14; D8/8**

[58] Field of Search **D8/8; D15/10, 14-17; 56/12.7, 16.7, 17.1, 17.2, 17.5; 172/13-15, 17**

4,688,376	8/1987	Wolfe, Sr.	56/12.7
4,704,849	11/1987	Gilbert et al.	56/17.5
4,879,869	11/1989	Buckendorf, Jr.	56/127
4,922,694	5/1990	Emoto	56/12.7
5,092,112	3/1992	Buckendorf, Jr.	56/127
5,279,102	1/1994	Foster	56/127
5,317,807	6/1994	Pulley	56/12.7

Primary Examiner—Terry A. Wallace
Assistant Examiner—Sandra Morris
Attorney, Agent, or Firm—Robert J. Rhead

[56] **References Cited**

U.S. PATENT DOCUMENTS

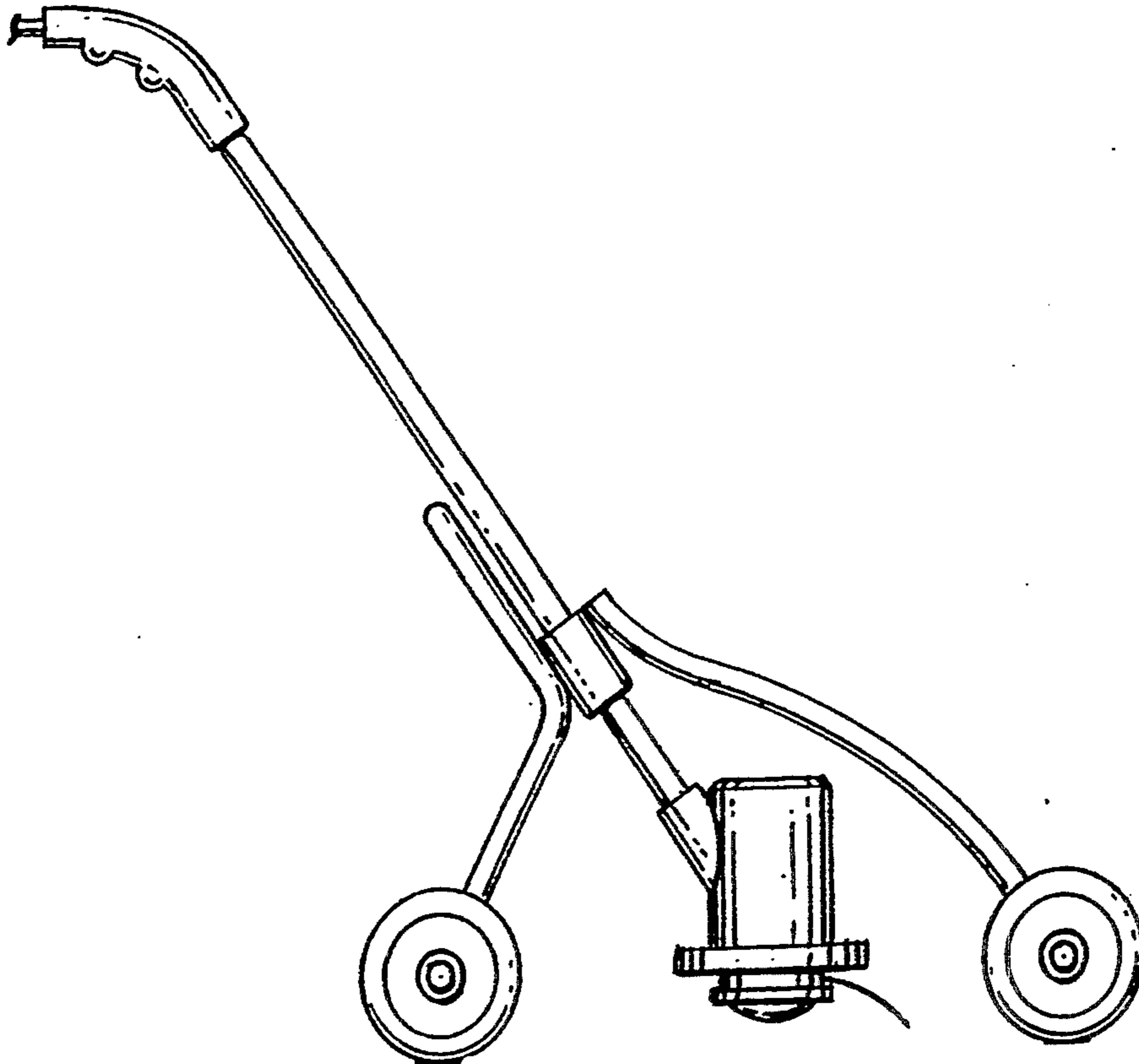
D. 285,079	8/1986	Hutchmacher	D15/14
2,608,043	8/1952	Berdan	172/14
4,182,100	1/1980	Letter	56/12.7
4,531,350	7/1985	Hutchmacher	56/17.5

[57] **CLAIM**

The ornamental design for an electric string cutting lawn mower, as shown.

DESCRIPTION

FIG. 1 is a left side elevational view of an electric string cutting lawn mower, showing my new design; FIG. 2 is a back view thereof; FIG. 3 is a right side elevational view thereof; and, FIG. 4 is a front view thereof.



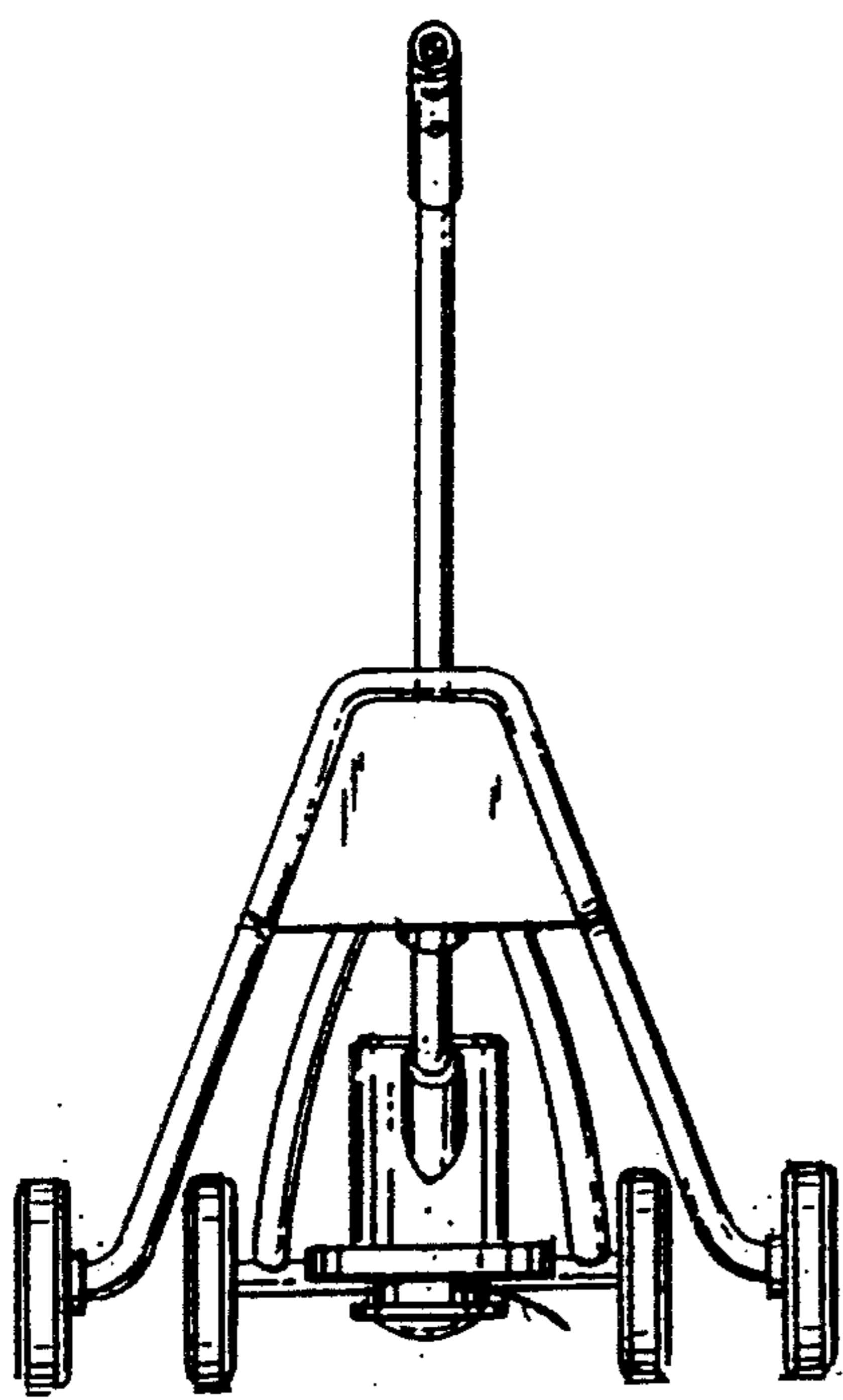


Fig. 2

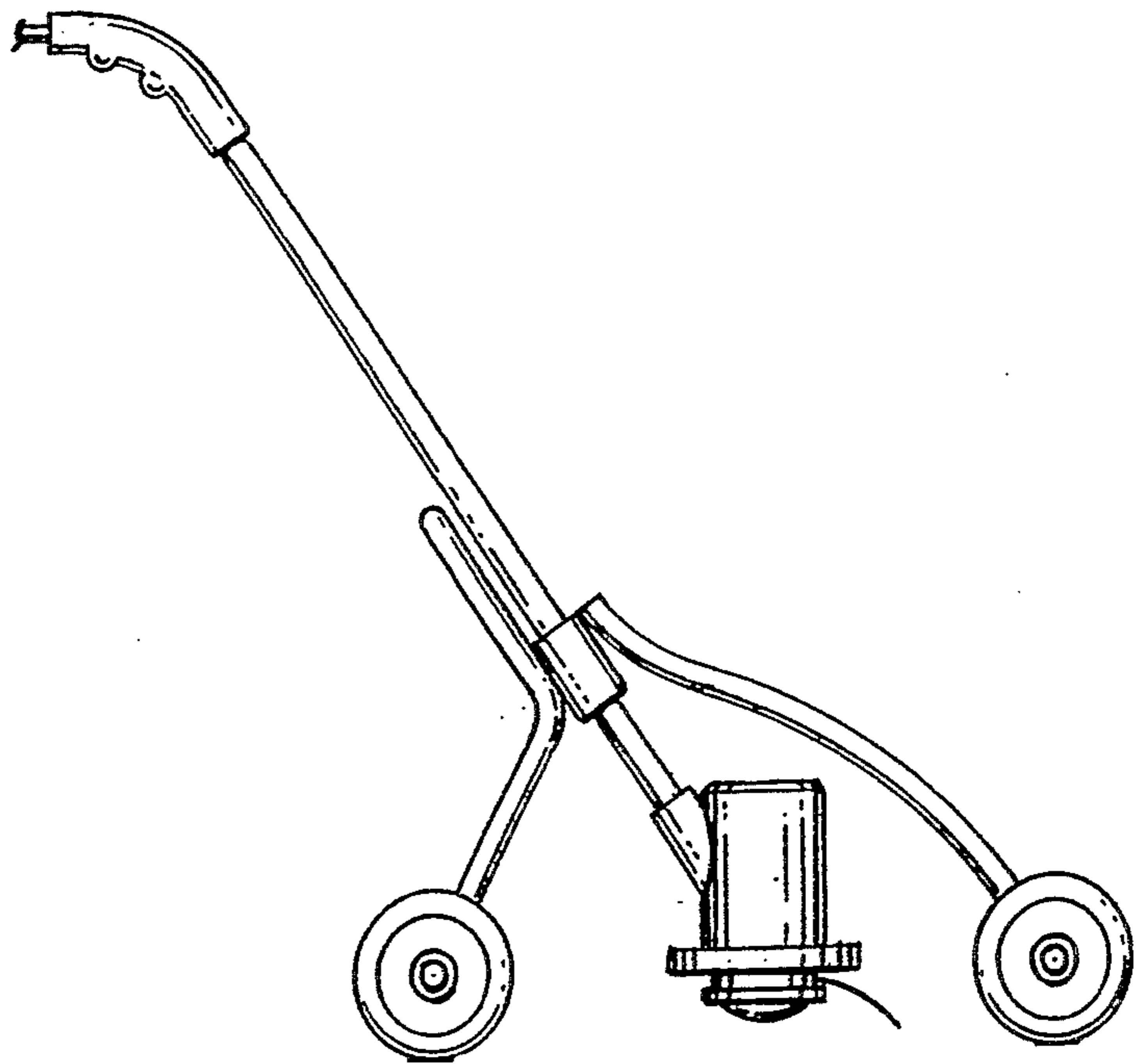


Fig. 1




Fig. 3

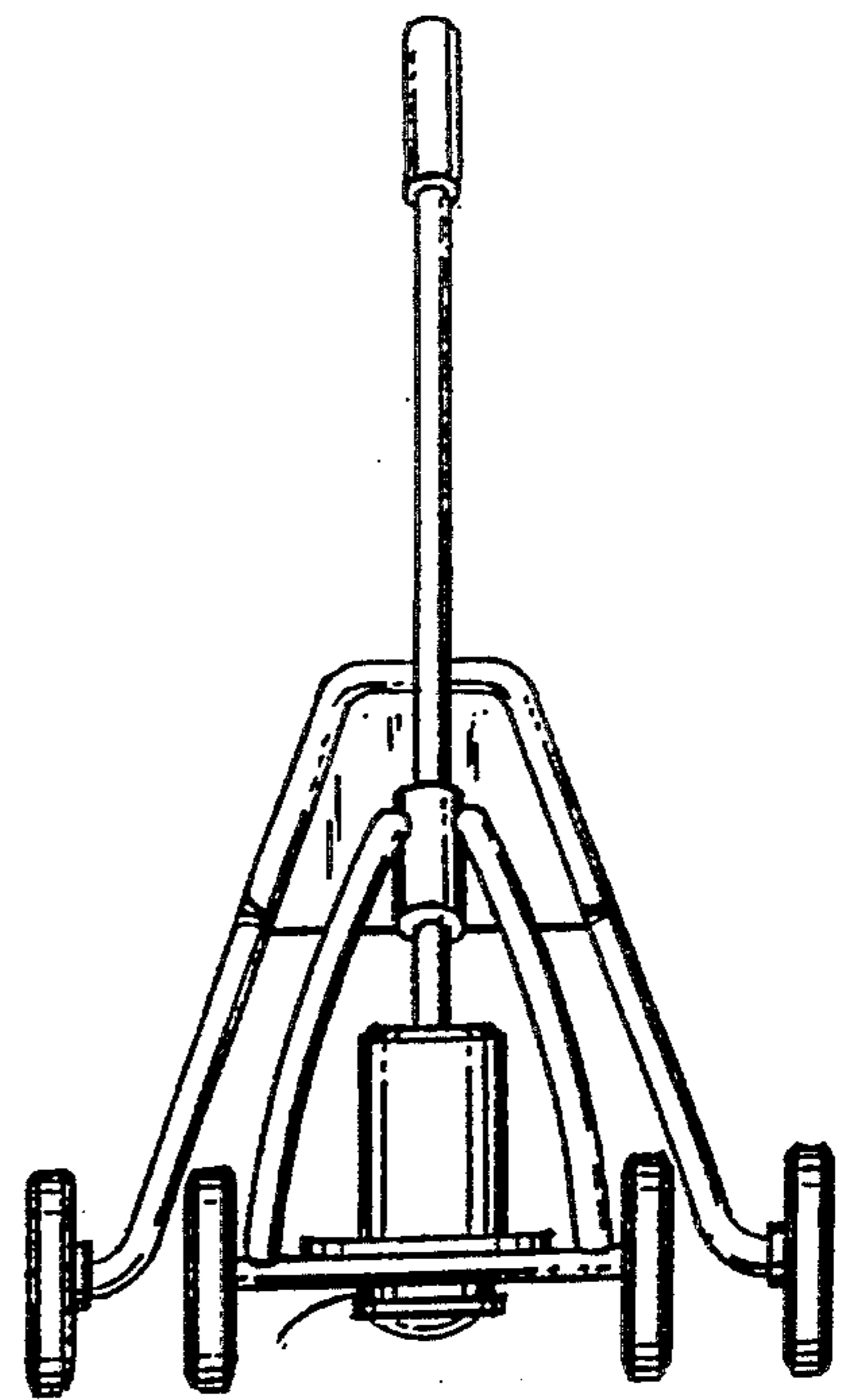


Fig. 4