



US00D357689S

United States Patent [19]

[11] Patent Number: **Des. 357,689**

Wickert

[45] Date of Patent: **** Apr. 25, 1995**

[54] **MOTORIZED LAWN VACUUM**

[76] Inventor: **Joseph W. Wickert, 45 Sunnyside Ter., Staten Island, N.Y. 10301**

[**] Term: **14 Years**

[21] Appl. No.: **16,995**

[22] Filed: **Jan. 3, 1994**

[52] U.S. Cl. **D15/10; D32/16**

[58] Field of Search **D15/10, 14-17; D32/16, 21-24; 15/339, 340.1; 56/12.8-13.1, 13.3, 16.6; 180/89.1**

4,643,776 2/1987 Hollowell et al. 15/339
 5,031,713 7/1991 Criscuolo 180/89.1
 5,138,742 8/1992 Charky 15/340.1
 5,231,827 8/1993 Connolly et al. 56/13.1
 5,287,684 2/1994 Beroth 15/340.1
 5,317,783 6/1994 Williamson 15/340.1

Primary Examiner—Terry A. Wallace
Assistant Examiner—Sandra Morris
Attorney, Agent, or Firm—Richard C. Litman

[57] CLAIM

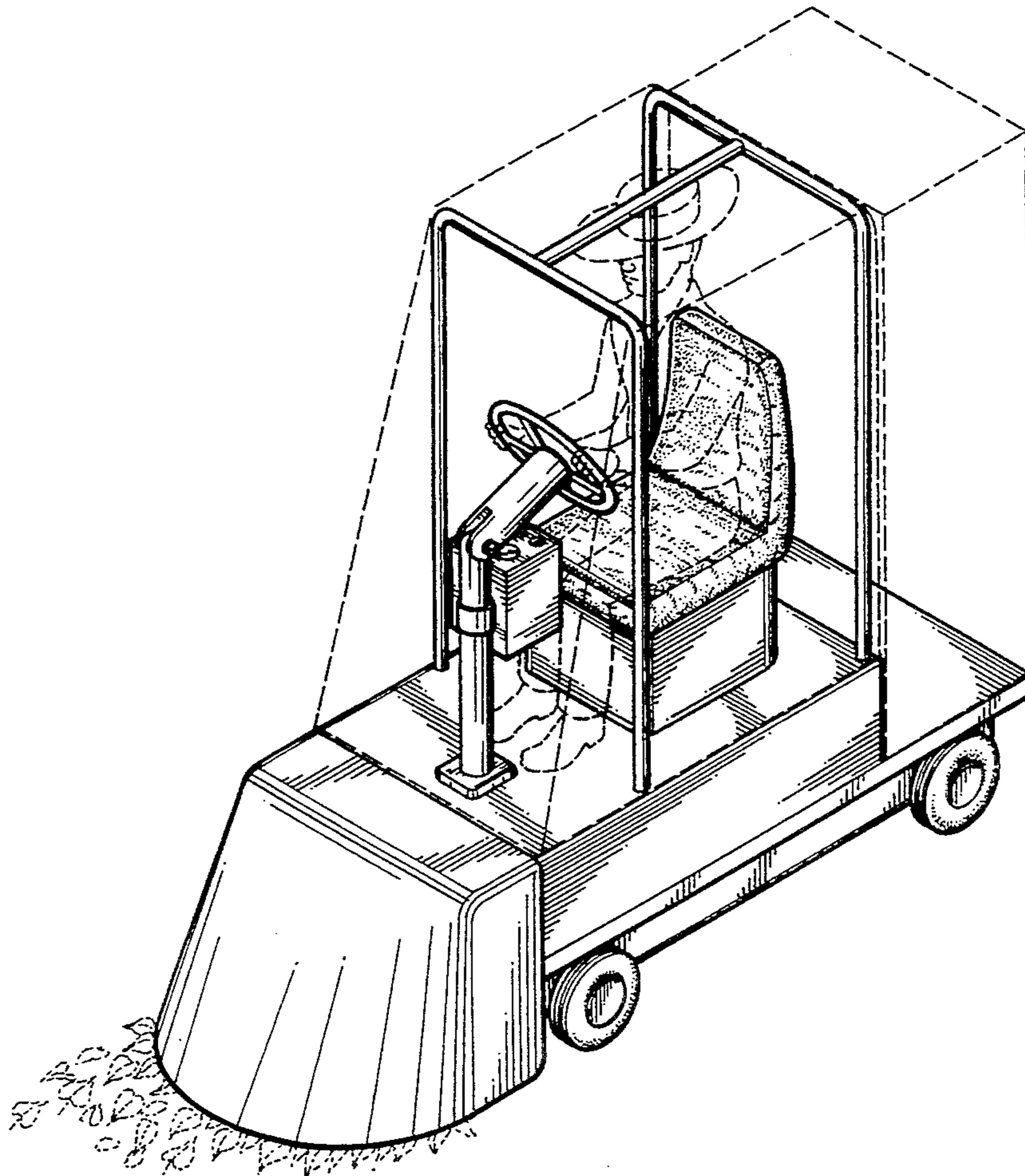
The ornamental design for a motorized lawn vacuum, as shown and described.

DESCRIPTION

FIG. 1 is a perspective view of a motorized lawn vacuum showing my new design;
 FIG. 2 is a front elevational view thereof;
 FIG. 3 is a rear elevational view thereof;
 FIG. 4 is a top view thereof; and,
 FIG. 5 is a right side elevational view with the left side being a mirror image thereof.
 The broken line showing of a cab enclosure and a rear container for leaves and clippings in FIGS. 1, 2, 3 and 5 is for illustrative purposes only and forms no part of the claimed design.

[56] **References Cited**
U.S. PATENT DOCUMENTS

D. 246,106	10/1977	Russell	D32/16
D. 267,824	2/1983	Mannelly	D32/16
D. 273,620	4/1984	Kimzey et al.	D32/16
D. 321,889	11/1991	Burns et al.	D15/17
3,077,066	2/1963	Nokes	56/26
3,984,893	10/1976	Ashely	15/339
4,074,869	2/1978	Johnson	15/339
4,345,416	8/1982	Cameron	56/13.3
4,426,830	1/1984	Tackett	56/202
4,443,997	4/1984	Namdari	56/13.3



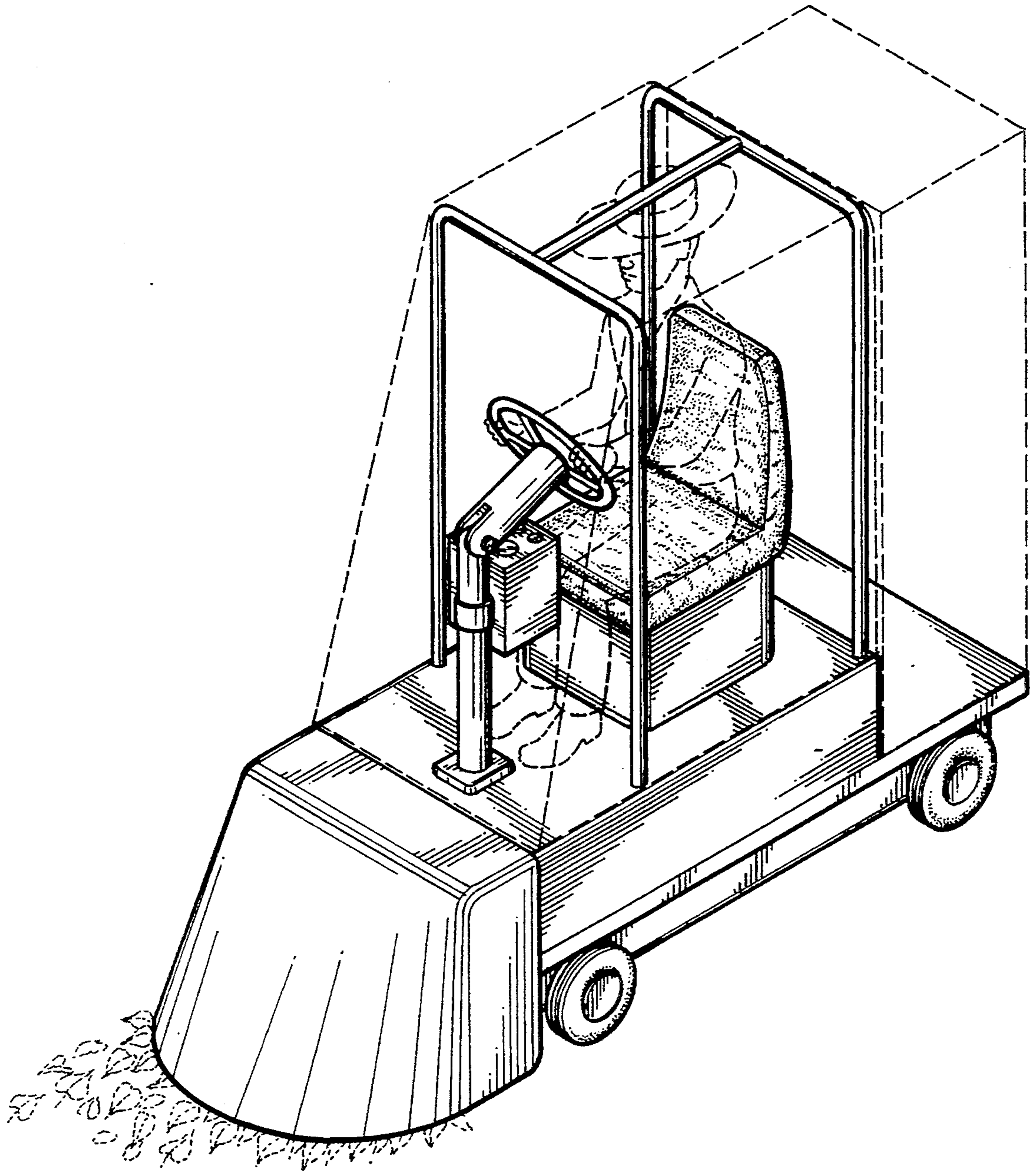


FIG. 1




FIG. 2




FIG. 3

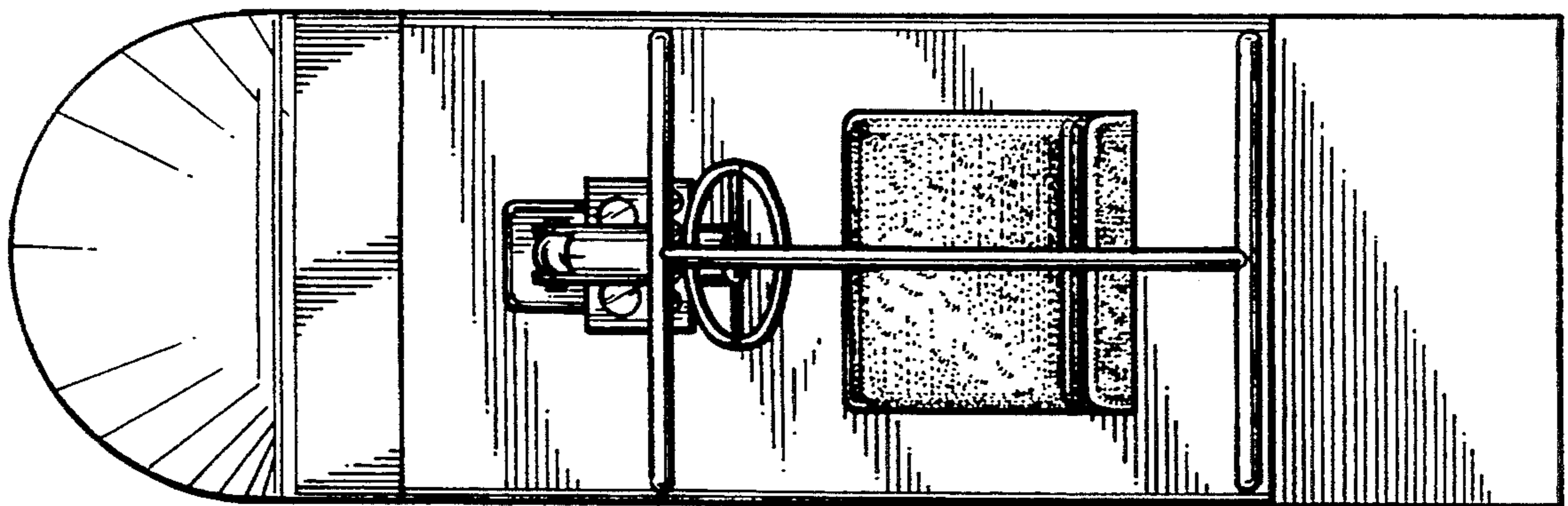


FIG. 4

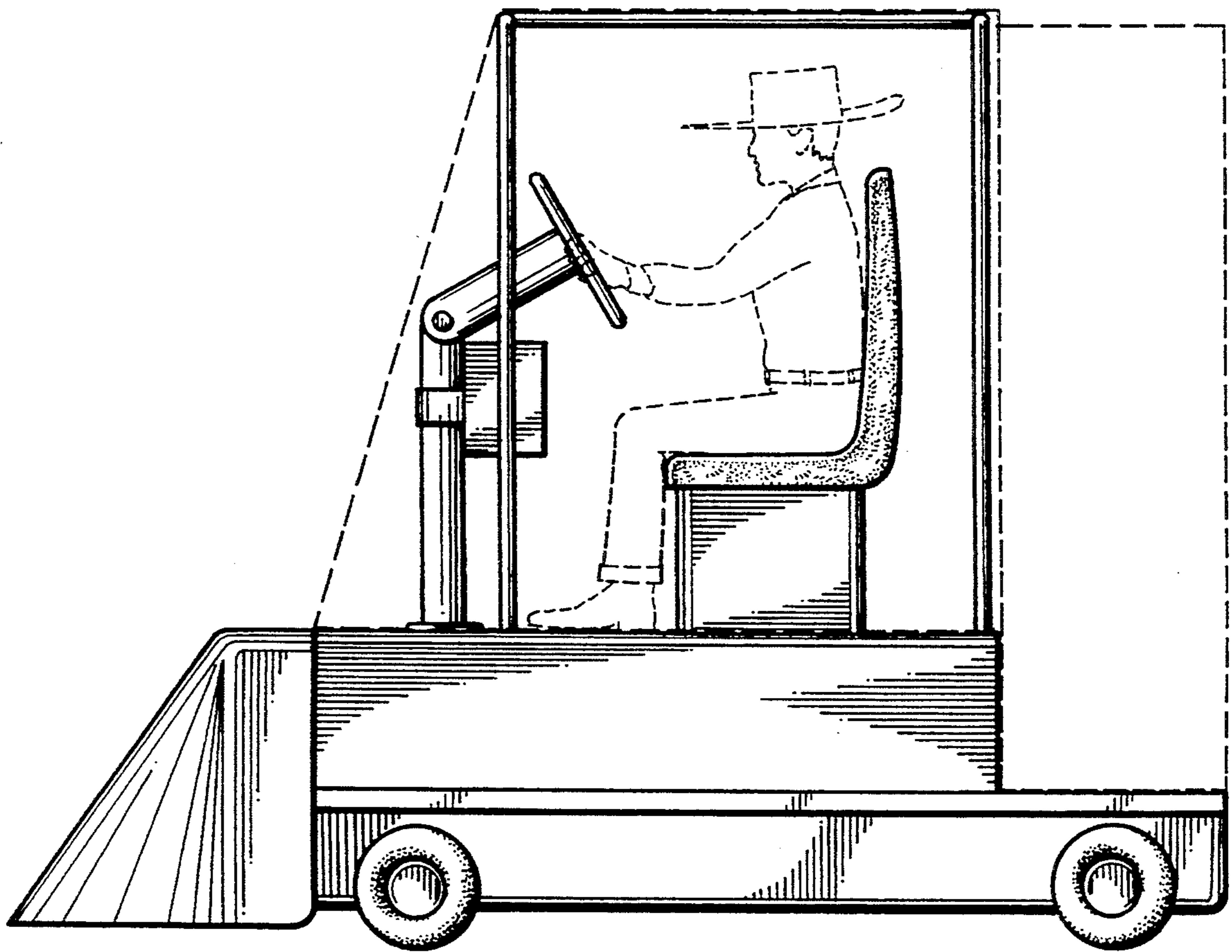


FIG. 5