



US00D357642S

United States Patent [19]

[11] Patent Number: **Des. 357,642**

Morelli et al.

[45] Date of Patent: **** Apr. 25, 1995**

- [54] **EXPANSION BRACELET**
- [75] Inventors: **Francesco C. Morelli, Milan, Italy;**
Richard E. Ripley, Attleboro, Mass.
- [73] Assignee: **Swatch Ltd., Switzerland**
- [**] Term: **14 Years**
- [21] Appl. No.: **20,013**
- [22] Filed: **Mar. 16, 1994**
- [52] U.S. Cl. **D11/25**
- [58] Field of Search **D11/1-18,**
D11/20-25, 93-94, 87; 63/1.1-11, 26;
59/78-82, 84, 90-92; D10/30-39

- D. 194,939 4/1963 Rodriguez D11/23
- 194,940 4/1963 Rodriguez D11/23
- D. 213,633 3/1969 Poon D11/21
- D. 344,468 2/1994 Kaneko D11/3

Primary Examiner—Ralf T. Seifert
Attorney, Agent, or Firm—Samuels, Gauthier & Stevens

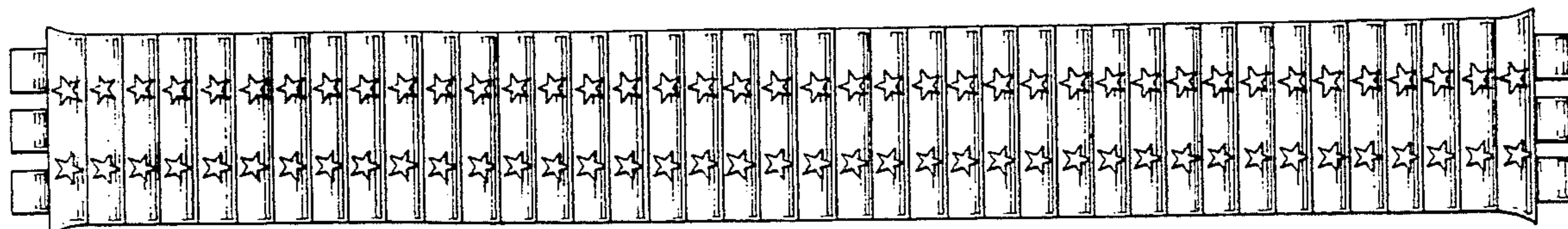
[57] CLAIM

The ornamental design for an expansion bracelet, as shown and described.

DESCRIPTION

FIG. 1 is a top plan view of an expansion bracelet showing my new design;
FIG. 2 is a bottom plan view thereof;
FIG. 3 is a side elevational view thereof;
FIG. 4 is an enlarged end view thereof; and,
FIG. 5 is a partial enlarged top plan view showing several adjacent top shells thereof.

- [56] **References Cited**
- U.S. PATENT DOCUMENTS**
- 180,701 7/1957 Rose D11/4
- D. 188,066 5/1960 Augenstein D11/25






FIG. 1




FIG. 2

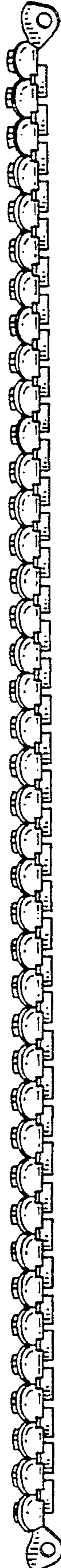


FIG. 3

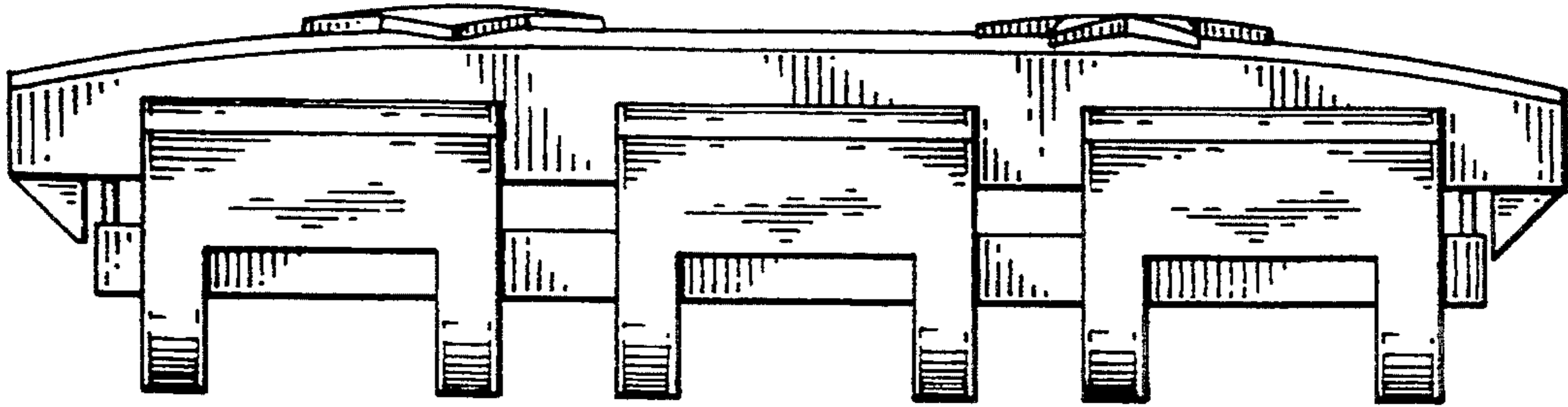


FIG. 4

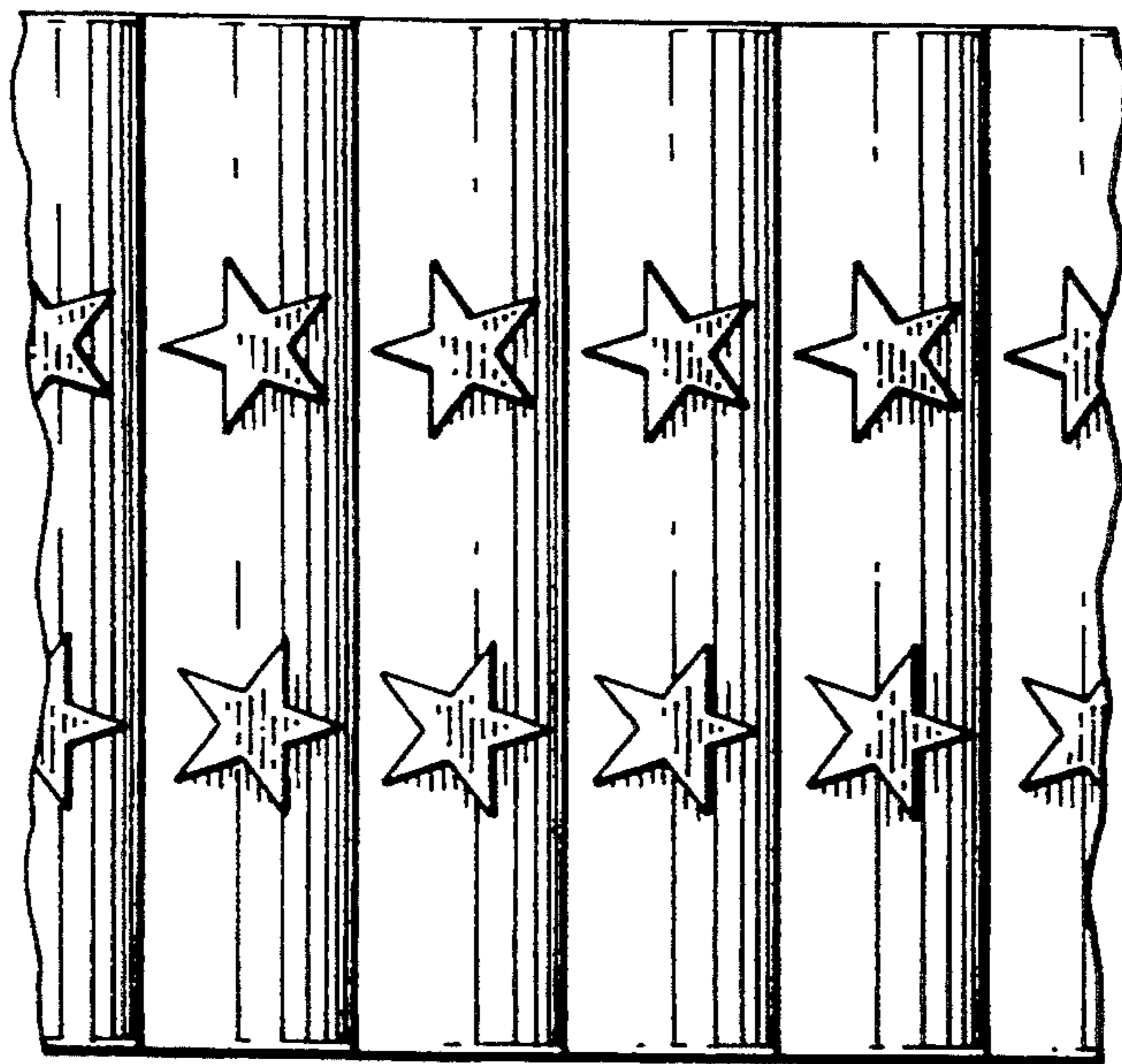


FIG. 5