



US00D357637S

**United States Patent** [19]  
**Riley**

[11] **Patent Number: Des. 357,637**  
[45] **Date of Patent: \*\* Apr. 25, 1995**

[54] **CASE FOR ANALOG WRISTWATCH**

[75] Inventor: **Judith R. Riley**, Goshen, Conn.

[73] Assignee: **Timex Corporation**, Middlebury, Conn.

[\*\*] Term: **14 Years**

[21] Appl. No.: **16,330**

[22] Filed: **Dec. 13, 1993**

[52] U.S. Cl. .... **D10/30**

[58] Field of Search ..... **D10/1-40,**  
**D10/122-132; 368/280-282, 285, 276-277**

[56] **References Cited**

**U.S. PATENT DOCUMENTS**

- D. 349,653 8/1994 Giardiello ..... D10/30
- D. 350,073 8/1994 Burgener ..... D10/30 X
- D. 352,006 11/1994 Giardiello ..... D10/30

**OTHER PUBLICATIONS**

*Best Catalog 1986/1987*—Aug. 1986—p. 94—Watches #’s 5 and 11.

*European Jeweler*—Feb. 1987—p. 172—Watch at bottom-left.

*Skin Diving*—Jun. 1983, p. inside cover—Watch. Style 42981, Timex 1993 Catalog, p. 18.


*Primary Examiner*—Nelson C. Holtje  
*Attorney, Agent, or Firm*—William C. Crutcher


[57] **CLAIM**

The ornamental design for a case for analog wristwatch, as shown and described.


**DESCRIPTION**

FIG. 1 is a top plan view of my improved case for analog wristwatch;  
FIG. 2 is a left side elevational view;  
FIG. 3 is a right side elevational view;  
FIG. 4 is an inverted rear end elevational view;  
FIG. 5 is a front end elevational view; and,  
FIG. 6 is a bottom plan view.







*Fig. 4*




*Fig. 2*



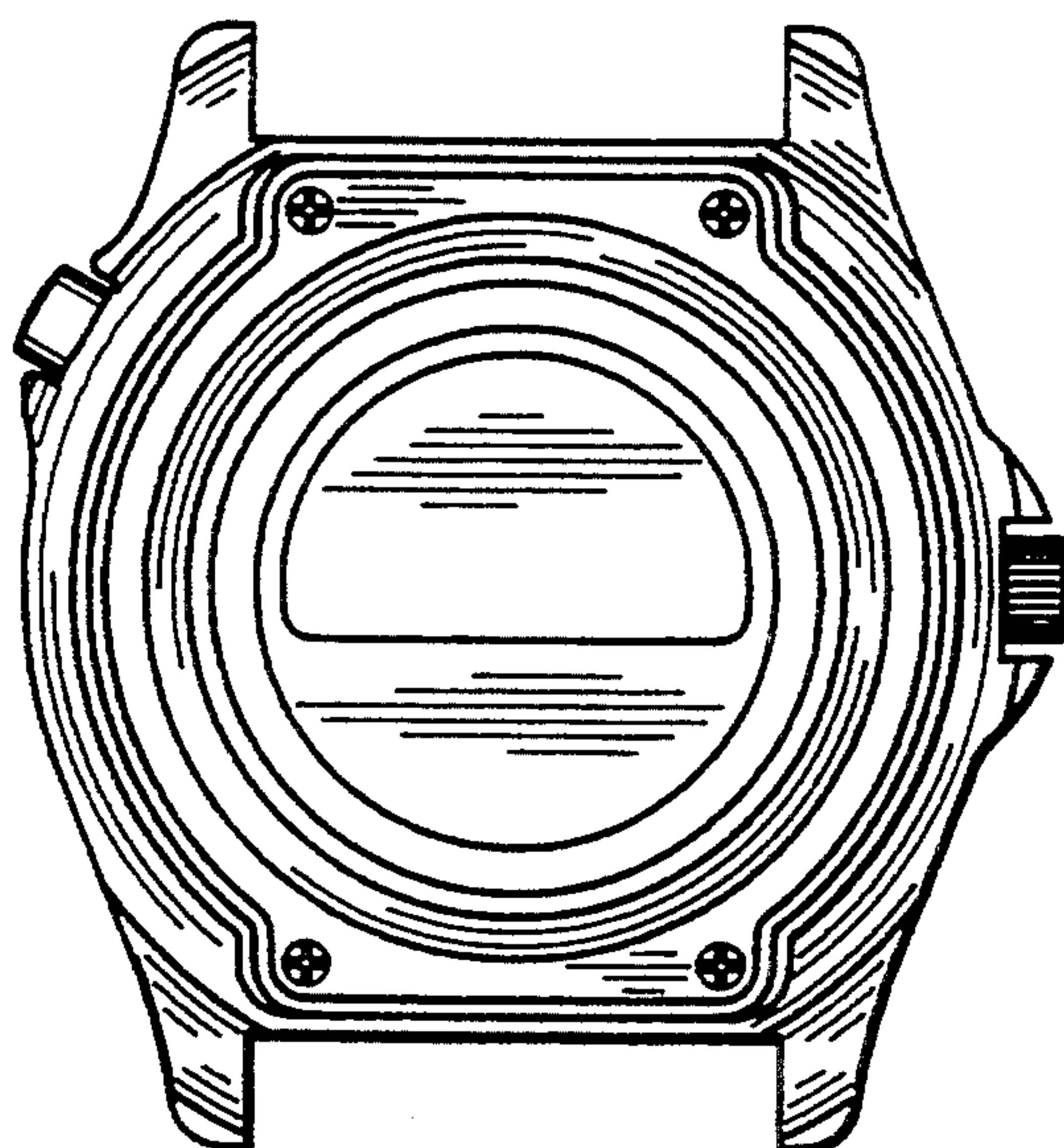
*Fig. 1*



*Fig. 3*



*Fig. 5*



*Fig. 6*