



US00D357604S

# United States Patent [19]

Hirsch

[11] Patent Number: Des. 357,604

[45] Date of Patent: \*\* Apr. 25, 1995

[54] **HOLDING CONTAINER FOR DISPLAYING MULTIPLE BRACELETS OR WATCH STRAPS**

[75] Inventor: **Hermann Hirsch**, Klagenfurt, Austria

[73] Assignee: **Hirsch Holding AG**, Pfaffikon, Switzerland

[\*\*] Term: **14 Years**

[21] Appl. No.: **2,045**

[22] Filed: **Nov. 27, 1992**

[30] **Foreign Application Priority Data**

May 27, 1992 [AU] Australia ..... MU 92/01846

[52] U.S. Cl. .... **D6/475**

[58] Field of Search ..... D6/470, 471, 472, 475; 206/557

[56] **References Cited**

**U.S. PATENT DOCUMENTS**

- D. 64,912 6/1924 McCorkell ..... D6/470 X
- D. 194,084 11/1962 McMenemy ..... D6/470 X
- D. 285,268 8/1986 Scheid et al. .... D6/470

2,469,530 5/1949 Thompson ..... 206/557 X

*Primary Examiner*—Alan P. Douglas  
*Assistant Examiner*—S. Snapp  
*Attorney, Agent, or Firm*—Collard & Roe

[57] **CLAIM**

The ornamental design for a holding container for displaying multiple bracelets or watch straps, as shown and described.

**DESCRIPTION**

FIG. 1 is a front top side perspective view of the holding container for displaying multiple bracelets or watch straps with the door in an open position;

FIG. 2 is a rear side perspective view of FIG. 1 with the door in a closed position, the V-shaped element to the left is located on the top exterior surface and the V-shaped element to the right is located on the bottom exterior surface;

FIG. 3 is a top view of FIG. 2;

FIG. 4 is a bottom view of FIG. 2;

FIG. 5 is a left side view of FIG. 2;

FIG. 6 is a right side view of FIG. 2;

FIG. 7 is a front side view of FIG. 2; and,

FIG. 8 is a right side view of FIG. 2.

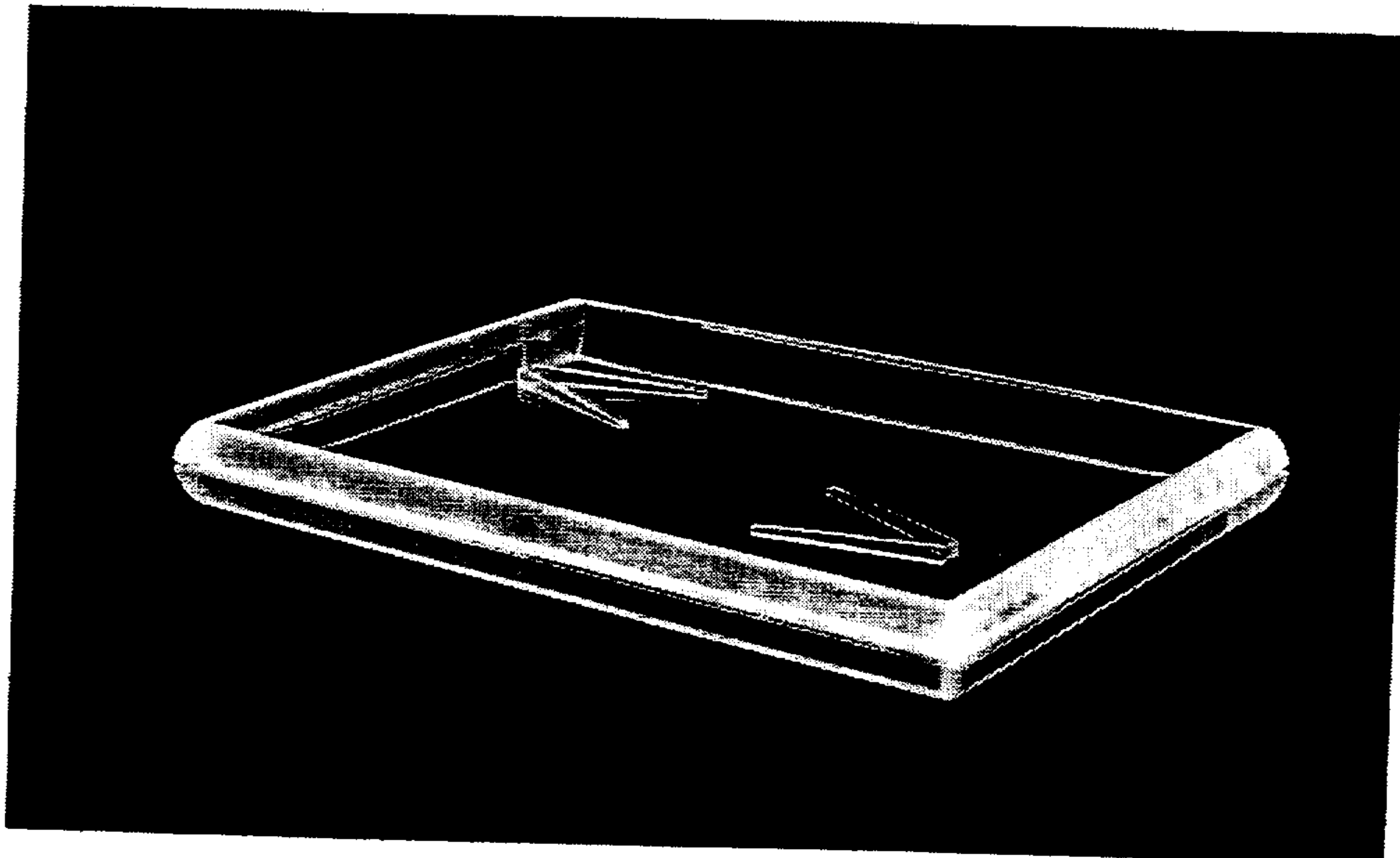


FIG. 1




FIG. 2

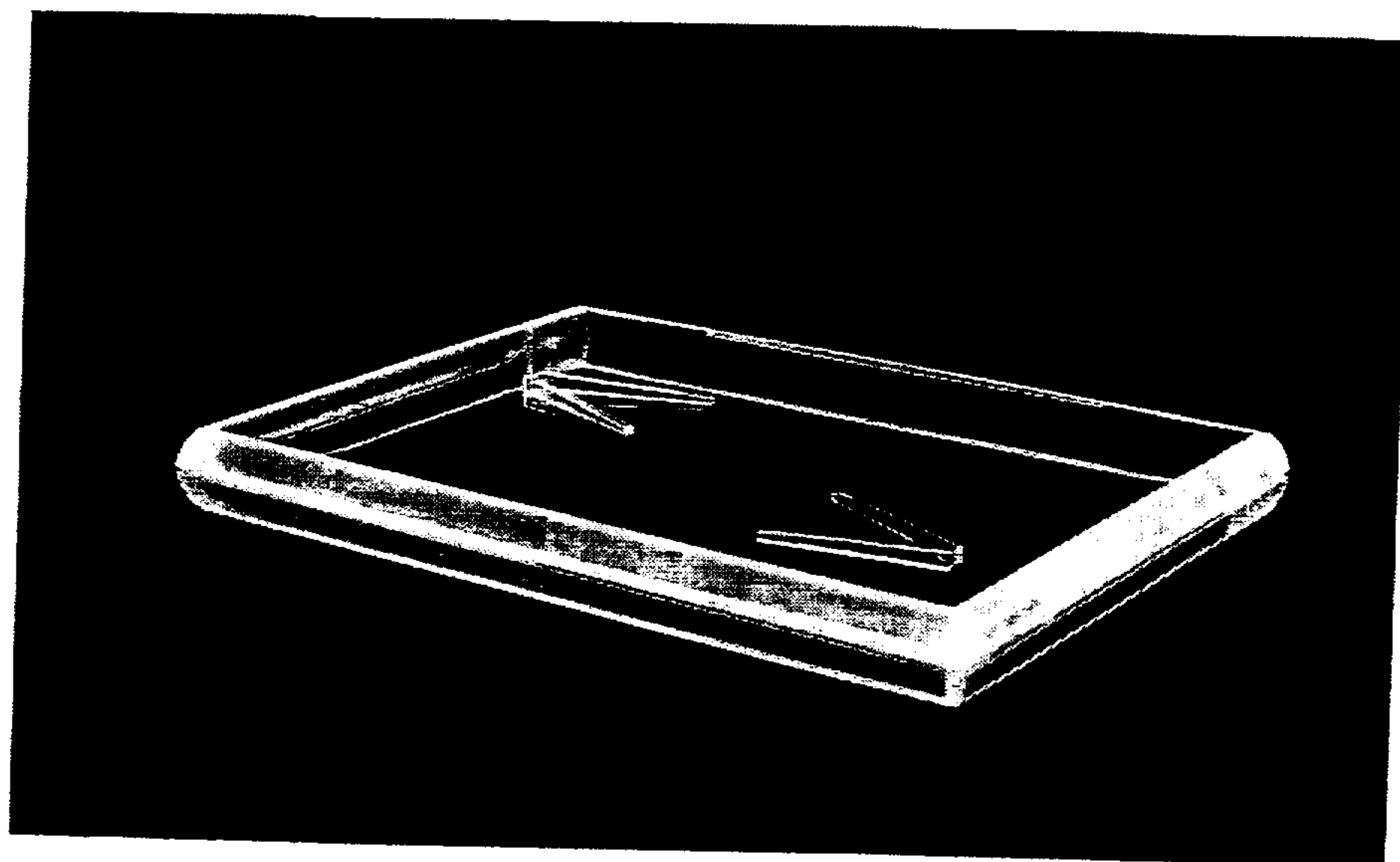


FIG. 3




FIG. 4




FIG. 5




FIG. 6




FIG. 7




FIG. 8

