



US00D357577S

# United States Patent [19] Scheid

[11] Patent Number: **Des. 357,577**  
[45] Date of Patent: **\* Apr. 25, 1995**

[54] **SELECTIVE CALL RECEIVER CARRIER**

[75] Inventor: **William J. Scheid**, Coral Springs, Fla.

[73] Assignee: **Motorola, Inc.**, Schaumburg, Ill.

[\*] Notice: The portion of the term of this patent subsequent to Mar. 15, 2008 has been disclaimed.

[\*\*] Term: **14 Years**

[21] Appl. No.: **849,302**

[22] Filed: **Mar. 5, 1992**

[52] U.S. Cl. .... **D3/218**

[58] Field of Search ..... **D3/100, 106; 224/240, 224/253, 252, 268, 242, 267, 236, 269, 222**

[56] **References Cited**

**U.S. PATENT DOCUMENTS**

D. 280,674 9/1985 Nelson ..... D3/105

D. 287,905 1/1987 Oyamada ..... D3/106  
D. 312,534 12/1990 Nelson et al. .... D3/105  
D. 329,749 9/1992 Scheid ..... D3/100 X  
D. 345,053 3/1994 Gomez et al. .... D3/218  
4,948,022 8/1990 Van Dyke ..... D3/106 X  
5,097,997 3/1992 Kipnis et al. .... 224/253

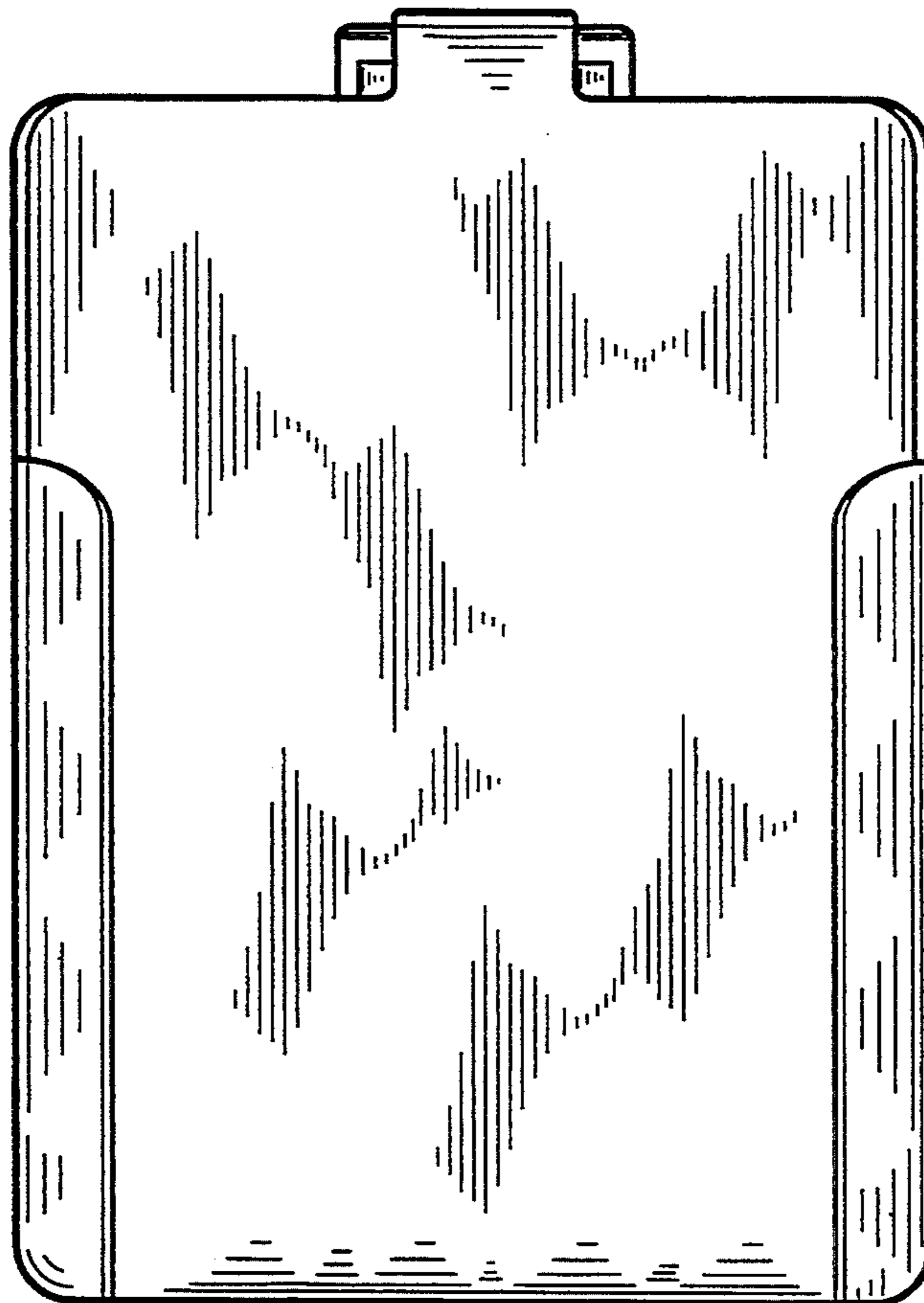
*Primary Examiner*—Doris V. Coles  
*Attorney, Agent, or Firm*—Gregg Rasor


[57] **CLAIM**

The ornamental design for a selective call receiver carrier, as shown and described.


**DESCRIPTION**

FIG. 1 is a top plan view of a selective call receiver carrier showing our new design;  
FIG. 2 is a front elevational view thereof;  
FIG. 3 is a left side elevational view thereof;  
FIG. 4 is a bottom plan view thereof;  
FIG. 5 is a rear elevational view thereof; and,  
FIG. 6 is a right side elevational view thereof.







*FIG. 1*



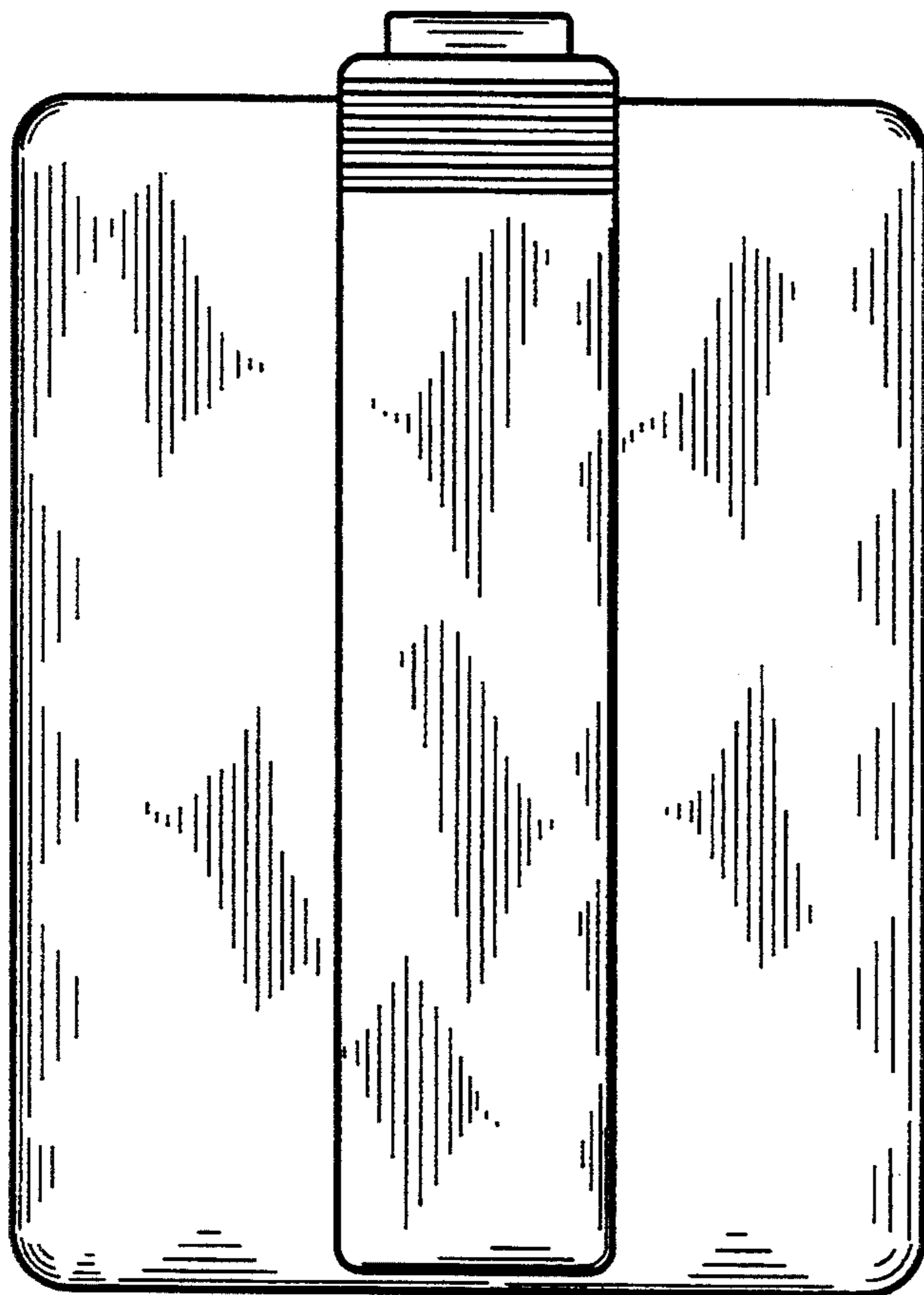
*FIG. 2*




*FIG. 3*



*FIG. 4*



*FIG. 5*



*FIG. 6*