



US00D357552S

United States Patent [19]

[11] Patent Number: **Des. 357,552**

Carranza

[45] Date of Patent: **** Apr. 18, 1995**

[54] **COMPACT**

[75] Inventor: **Victor Carranza**, Colonia Independencia, Mexico

[73] Assignee: **Godinger Silver Art Co., Ltd.**, Brooklyn, N.Y.

[**] Term: **14 Years**

[21] Appl. No.: **12,222**

[22] Filed: **Aug. 26, 1993**

D. 144,987	6/1946	Reilly	D28/82
D. 320,096	9/1991	Canovas	D28/83
1,499,856	7/1924	Coryell	132/301
2,470,367	5/1949	Palma	150/106 X

FOREIGN PATENT DOCUMENTS

278739 10/1930 Italy 220/DIG. 26

Primary Examiner—B. J. Bullock

Assistant Examiner—C. Tuttle

Attorney, Agent, or Firm—Cohen, Pontani, Lieberman, Pavane

Related U.S. Application Data

[62] Division of Ser. No. 724,955, Jul. 2, 1991, Pat. No. Des. 341,722.

[52] **U.S. Cl.** **D28/82**

[58] **Field of Search** **D28/73-84;**
D9/307, 337, 414, 420, 423; 206/457, 235, 581, 823; 132/293-307; 220/DIG. 26; D3/205, 212, 232-234, 294, 321-322, 901, 903, 270

[56] References Cited

U.S. PATENT DOCUMENTS

D. 38,182	8/1906	Foster	D28/91
D. 42,749	7/1912	Gunder	D28/91
D. 46,160	7/1914	Bienenzucht	D3/243
D. 67,926	8/1925	Kendall	D28/82
D. 72,409	4/1927	Delaize	D9/307

[57] CLAIM

The ornamental design for a compact design, as shown and described.

DESCRIPTION

FIG. 1 is a top plan view of a compact showing my new design;
 FIG. 2 is a side elevational view thereof, as seen from the right side in FIG. 1;
 FIG. 3 is a side elevational view thereof, as seen from the top in FIG. 1;
 FIG. 4 is a bottom plan view thereof;
 FIG. 5 is another side elevational view thereof, as seen from the left side in FIG. 1; and,
 FIG. 6 is another side elevational view thereof, as seen from the bottom in FIG. 1.





FIG. 1





FIG. 2




FIG. 3

FIG. 4





FIG. 5

FIG. 6

