



US00D357550S

United States Patent [19]

[11] Patent Number: **Des. 357,550**

Smith

[45] Date of Patent: **** Apr. 18, 1995**

[54] HAIR STYLE CLIP

[76] Inventor: **Deborah A. Smith**, 8836 Woodbrook Dr., Dallas, Tex. 75243

[**] Term: **14 Years**

[21] Appl. No.: **13,894**

[22] Filed: **Oct. 4, 1993**

[52] U.S. Cl. **D28/42**

[58] Field of Search **D28/39-43; D11/200-202, 206; 132/273, 275-279, 126, 127, 133; 24/DIG. 22, 518**

[56] **References Cited**

U.S. PATENT DOCUMENTS

D. 167,553	8/1952	Behr	D28/42 X
1,253,702	1/1918	McPherson	24/518
2,142,849	1/1939	Huppert	24/518 X
2,445,071	7/1948	Kovacs et al.	132/133
2,813,532	11/1957	Lerner	D28/39 X
3,018,533	1/1962	Bagnasco	D11/206 X
3,456,656	7/1969	Buagoynes	D28/39 X
3,998,233	12/1976	Dorr	132/279
5,284,167	2/1994	Gill	132/279

OTHER PUBLICATIONS

“Hong Kong Enterprise”, Jul. 1987, p. 121: barrettes indicated by arrows.

“Hong Kong Enterprise”, Oct. 1989, p. 377: 4th row from top, item Nos. B440/1418N and B440/1417N.

Primary Examiner—Theodore M. Shooman

Assistant Examiner—Catherine Tuttle

Attorney, Agent, or Firm—James M. Cate; Dennis T. Griggs

[57] **CLAIM**

The ornamental design for a hair style clip, as shown and described.

DESCRIPTION

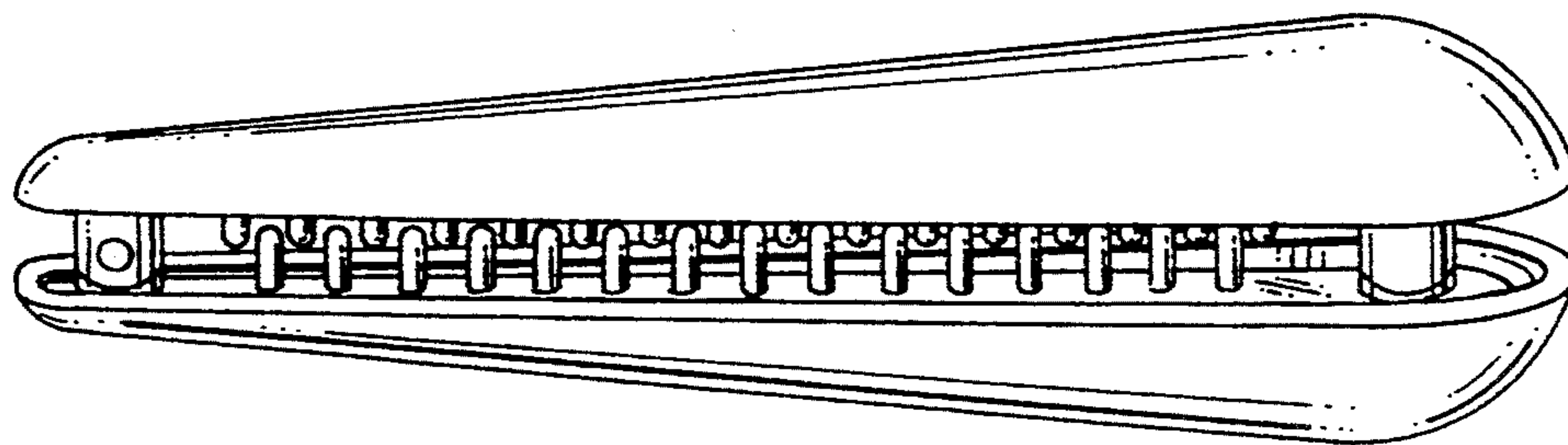
FIG. 1 is a side perspective view of a hair style clip showing my new design;

FIG. 2 is a top plan view thereof, the bottom plan view being a mirror image thereof;

FIG. 3 is a left side elevational view thereof, the right side elevational view being a mirror image thereof;

FIG. 4 is a front elevational view thereof; and,

FIG. 5 is a rear elevational view thereof.



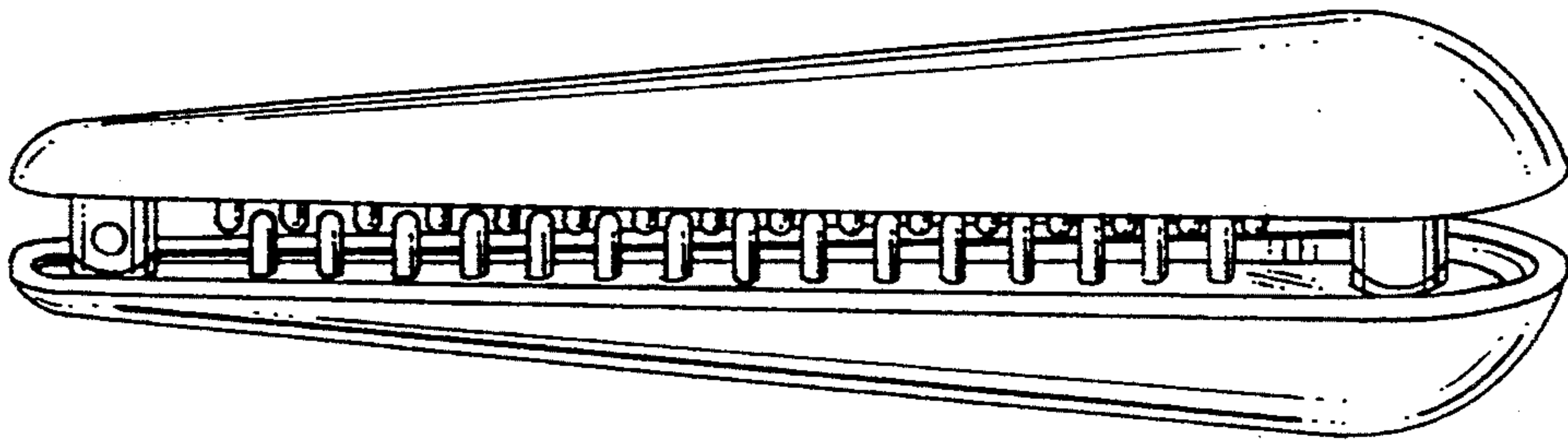


FIG. 1




FIG. 2

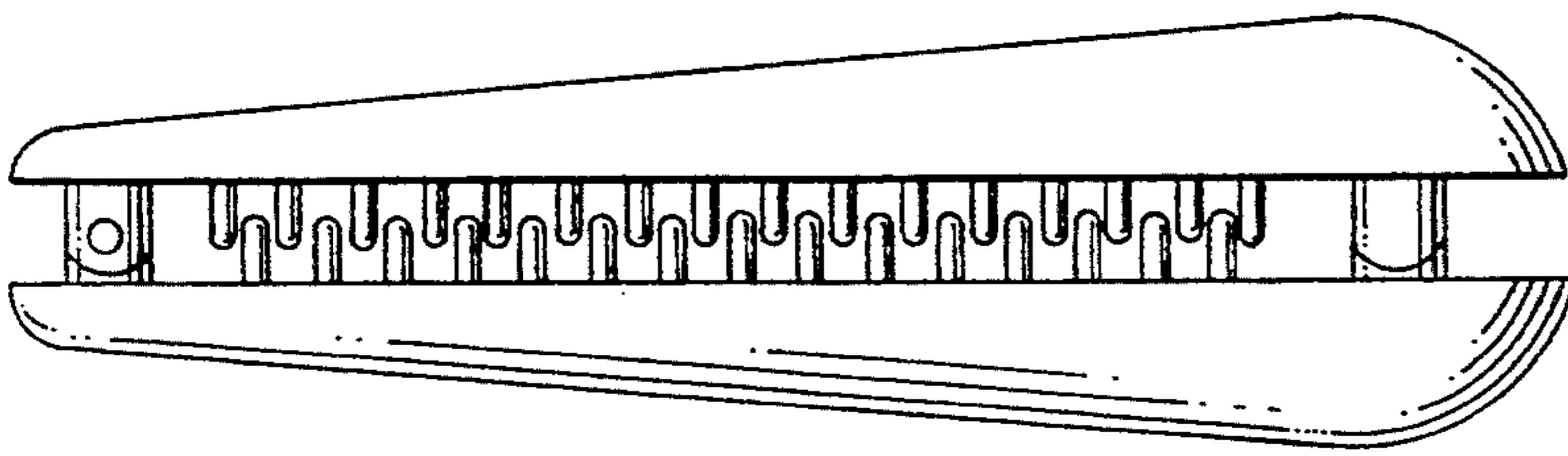


FIG. 3

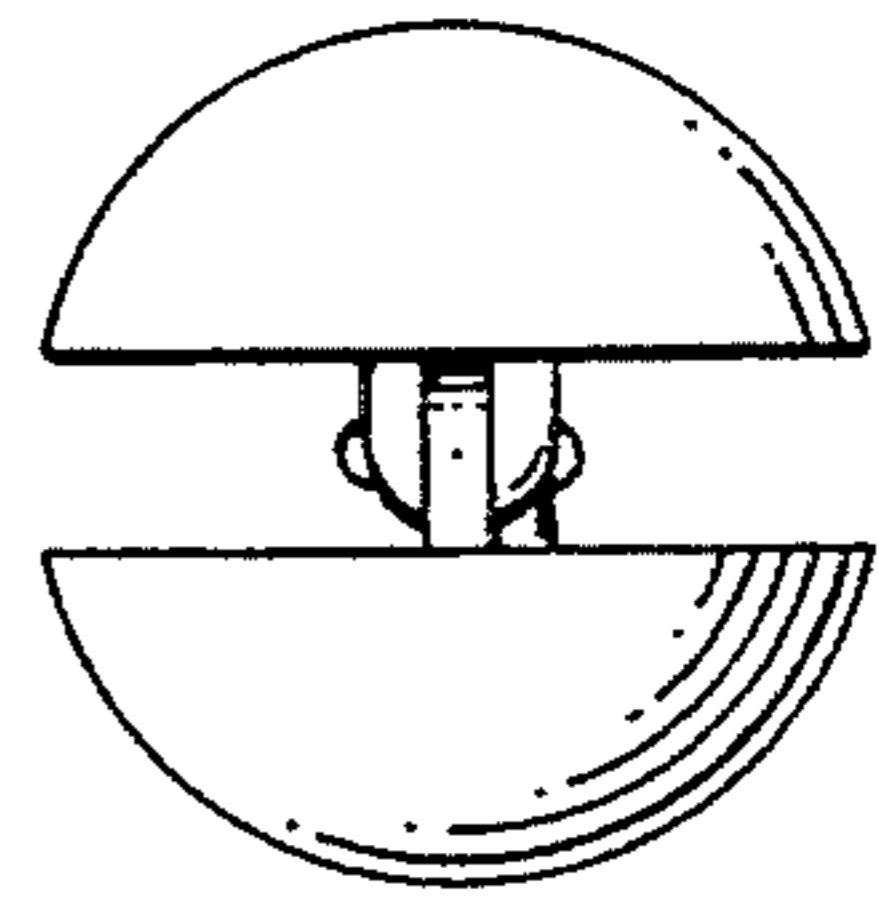


FIG. 4

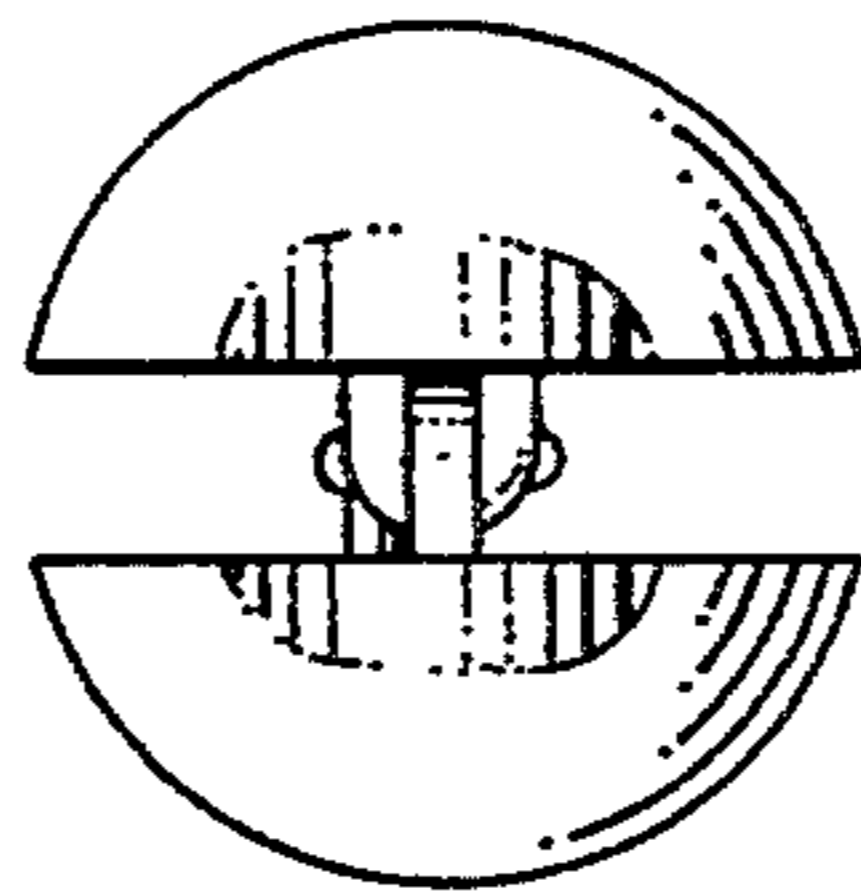


FIG. 5