



US00D357535S

United States Patent [19]

[11] Patent Number: **Des. 357,535**

Grant et al.

[45] Date of Patent: **** Apr. 18, 1995**

[54] **CIRCULAR ANASTOMOTIC STAPLER WITH CURVED SHAFT**

[75] Inventors: **Richard L. Grant**, Cincinnati;
Richard C. Smith; **Lauren O. Main**,
both of Loveland; **John V. Hunt**,
Cincinnati, all of Ohio

[73] Assignee: **Ethicon, Inc.**, Somerville, N.J.

[**] Term: **14 Years**

[21] Appl. No.: **856,200**

[22] Filed: **Mar. 23, 1992**

[52] U.S. Cl. **D24/145**

[58] Field of Search **D24/145, 146; 227/19,**
227/177, 179, 178, 176, 180, 181, 182, 175, 901,
902; 606/142, 144, 143

4,576,167 3/1986 Noiles 227/19 X
 4,592,354 6/1986 Rothfuss 227/19 X
 4,646,745 3/1987 Noiles 227/19 X
 4,703,887 11/1987 Clanton et al. 227/19
 4,754,909 7/1988 Barker et al. 227/19
 4,903,697 2/1990 Resnick et al. 227/19 X
 4,907,591 3/1990 Vasconcellos et al. 227/19 X
 5,005,749 4/1991 Aranyi 227/19 X

Primary Examiner—A. Hugo Word
Assistant Examiner—I. Simmons
Attorney, Agent, or Firm—Paul A. Coletti

[57] CLAIM

The ornamental design for a circular anastomotic stapler with curved shaft, as shown and described.

DESCRIPTION

FIG. 1 is a perspective view of the circular anastomotic stapler with curved shaft of our invention;
 FIG. 2 is a top view thereof;
 FIG. 3 is a plan view thereof as taken from the left side, of which the right side plan view is a mirror image;
 FIG. 4 is a front plan view thereof;
 FIG. 5 is a rear view thereof; and,
 FIG. 6 is a bottom view thereof.

[56] **References Cited**

U.S. PATENT DOCUMENTS

D. 273,041 3/1984 Noiles et al. D24/145
 D. 320,080 9/1991 Lipatou et al. D24/145
 4,289,133 9/1981 Rothfuss 227/19 X
 4,485,817 12/1984 Swiggett 227/179

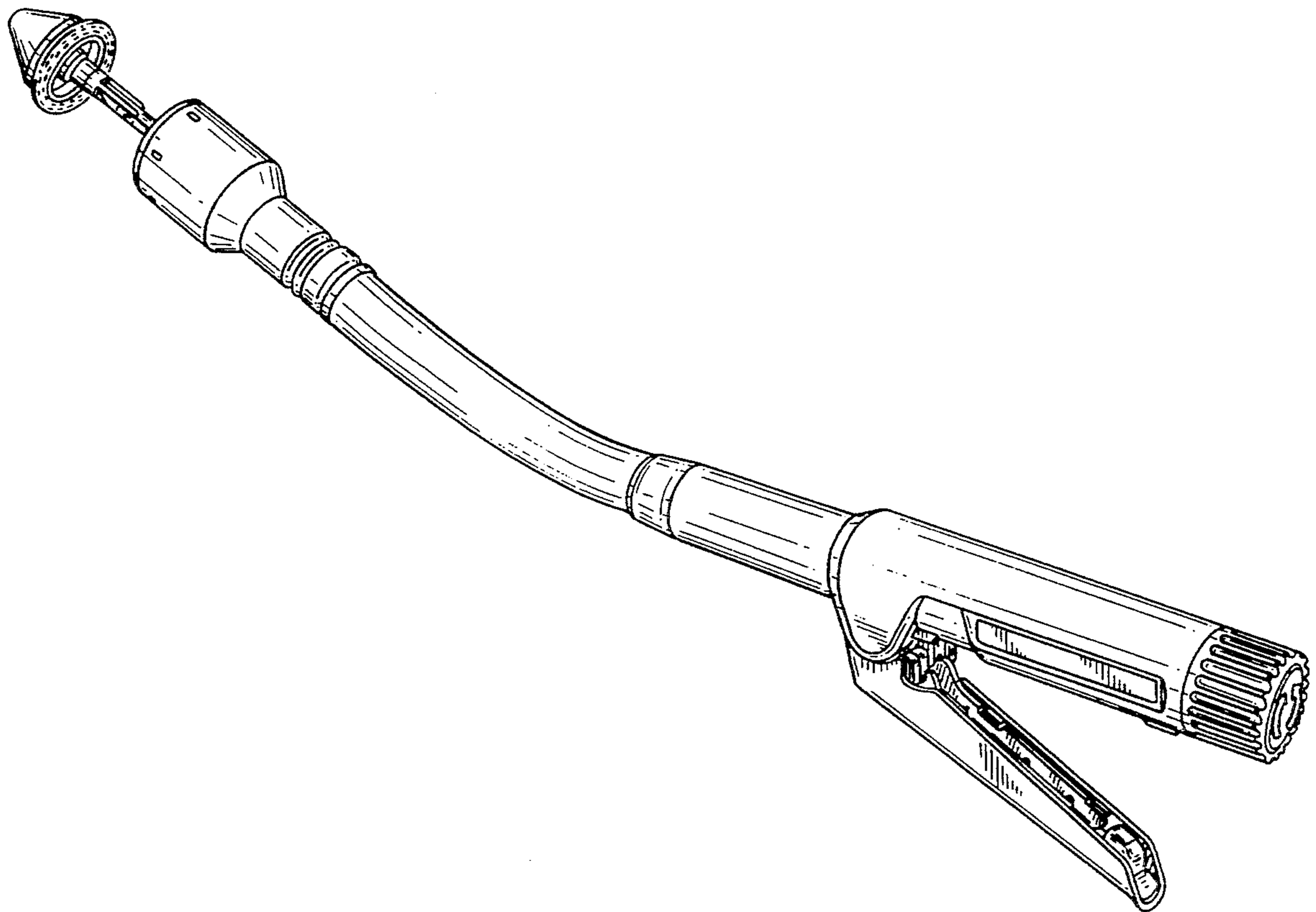


FIG-1

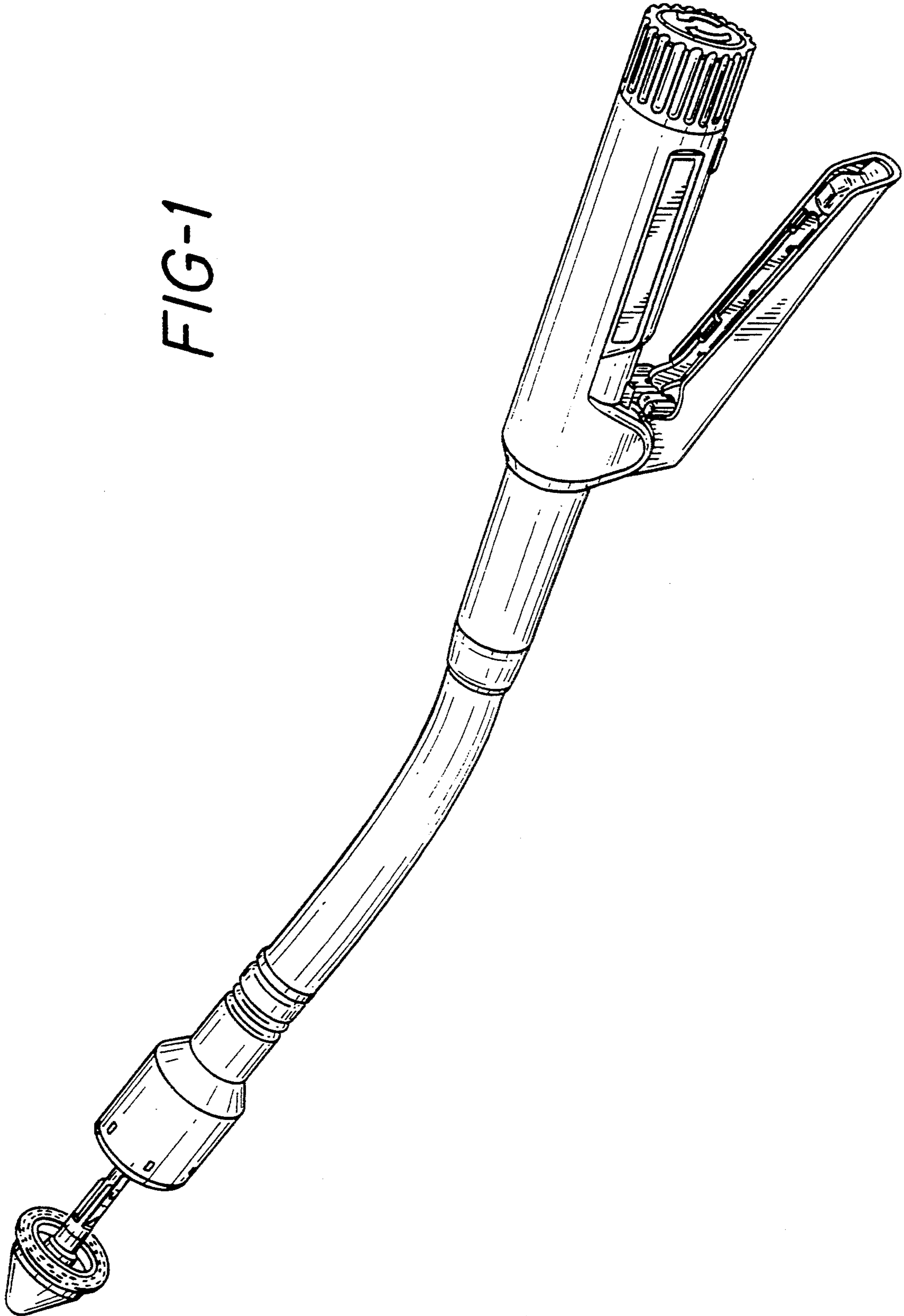


FIG-2

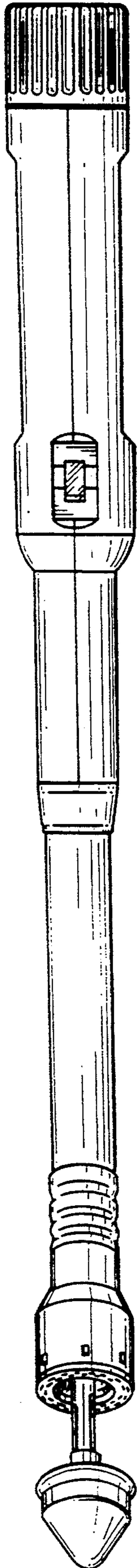


FIG-3

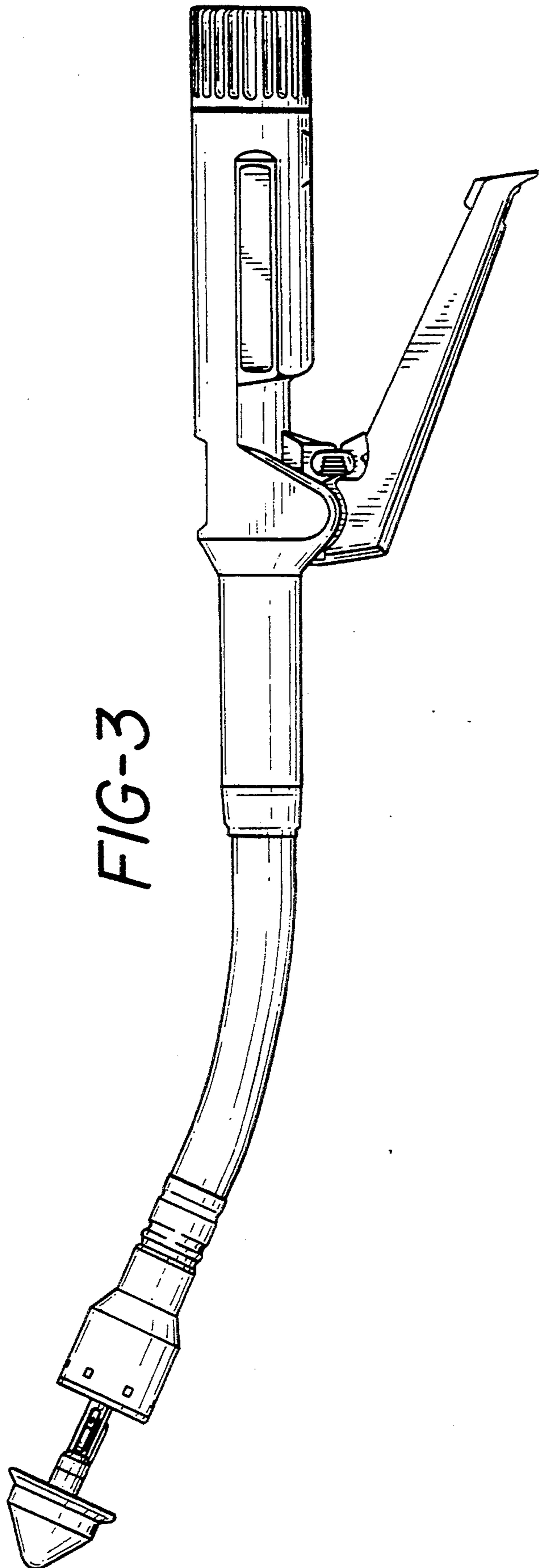


FIG-5




FIG-4

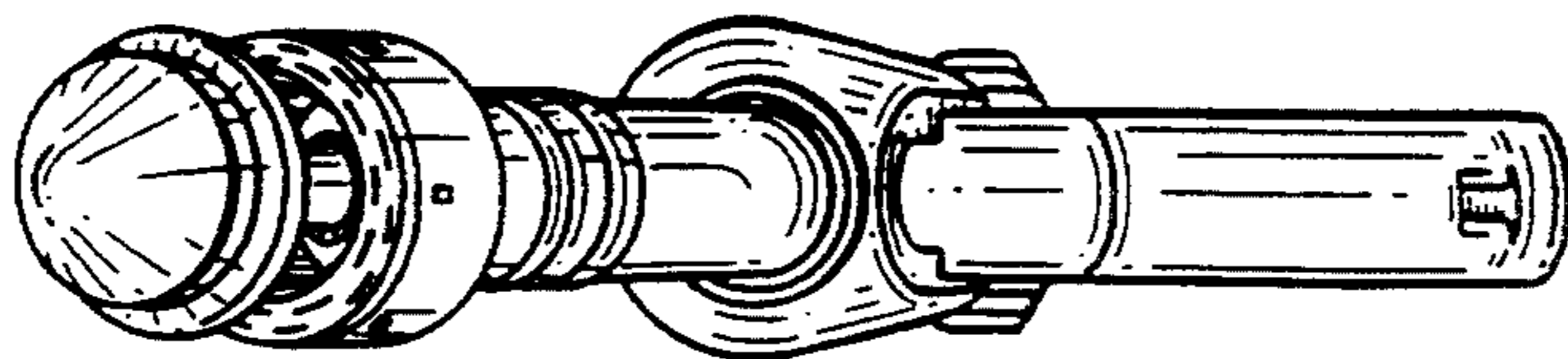


FIG-6

