



US00D357501S

United States Patent [19]

[11] Patent Number: **Des. 357,501**

Tam

[45] Date of Patent: **** Apr. 18, 1995**

[54] WRITING INSTRUMENT HOLDER

[76] Inventor: **Sai Y. Tam**, Room 1606, Hollywood Plaza, 610 Nathan Road, Kowloon, Hong Kong

[**] Term: **14 Years**

[21] Appl. No.: **9,187**

[22] Filed: **Jun. 7, 1993**

[52] U.S. Cl. **D19/55; D19/65; D19/84**

[58] Field of Search **D19/35, 36, 65, 81-85, D19/54, 55, 99, 100; 401/6, 7, 88; 24/10 R, 11 PP, 3 R, 3 B, 3 L, 3 E, 3 F**

[56] References Cited

U.S. PATENT DOCUMENTS

- 169,846 11/1975 Rising .
- D. 185,331 5/1959 Tannenbaum D19/44 X
- D. 333,151 2/1993 Hochfeld D19/44 X
- D. 338,239 8/1993 Hochfeld D19/84 R
- D. 342,968 1/1994 Meinke D19/55
- 357,351 2/1987 Welliver .
- 1,370,452 3/1921 Kane .
- 1,516,848 11/1924 Edwards et al. .

- 1,566,195 12/1925 Gandrau .
- 1,620,930 3/1927 Webb .
- 4,176,773 12/1979 Wilkinson .
- 4,674,298 6/1987 Wimmershoff-Caplan .
- 5,027,477 7/1991 Seron .
- 5,259,095 11/1993 Tam 24/10 R

FOREIGN PATENT DOCUMENTS

2024790 1/1993 United Kingdom .

Primary Examiner—Martie Thompson
Attorney, Agent, or Firm—Wallenstein & Wagner, Ltd.

[57] CLAIM

The ornamental design for a writing instrument holder, as shown and described.

DESCRIPTION

FIG. 1 is a top front perspective view of a writing instrument holder showing my new design;
 FIG. 2 is a side elevational view;
 FIG. 3 is a front elevational view;
 FIG. 4 is a bottom plan view;
 FIG. 5 is a top plan view;
 FIG. 6 is a side elevational view of the side opposite that shown in FIG. 2; and,
 FIG. 7 is a rear elevational view thereof.

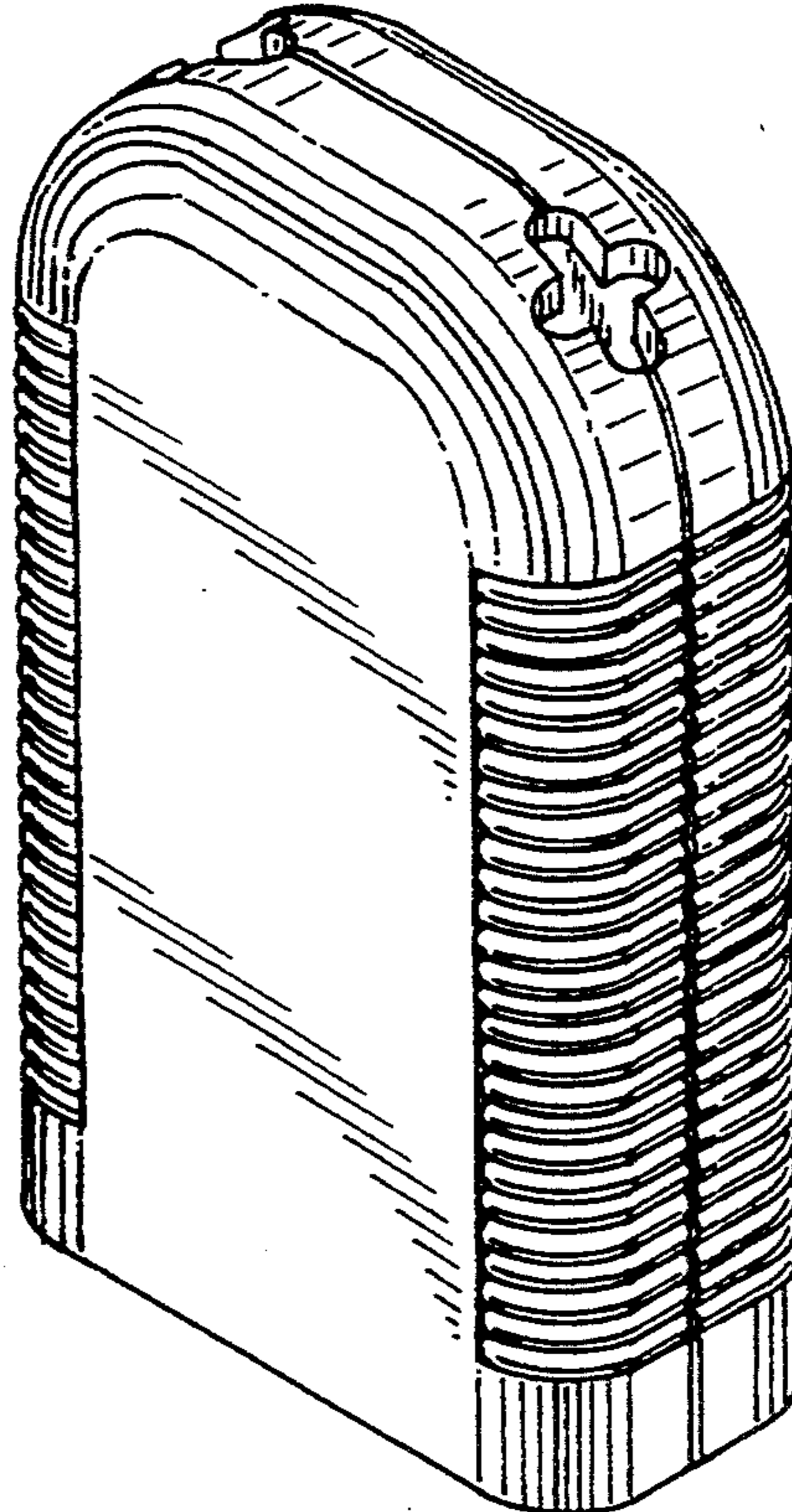


FIG.1

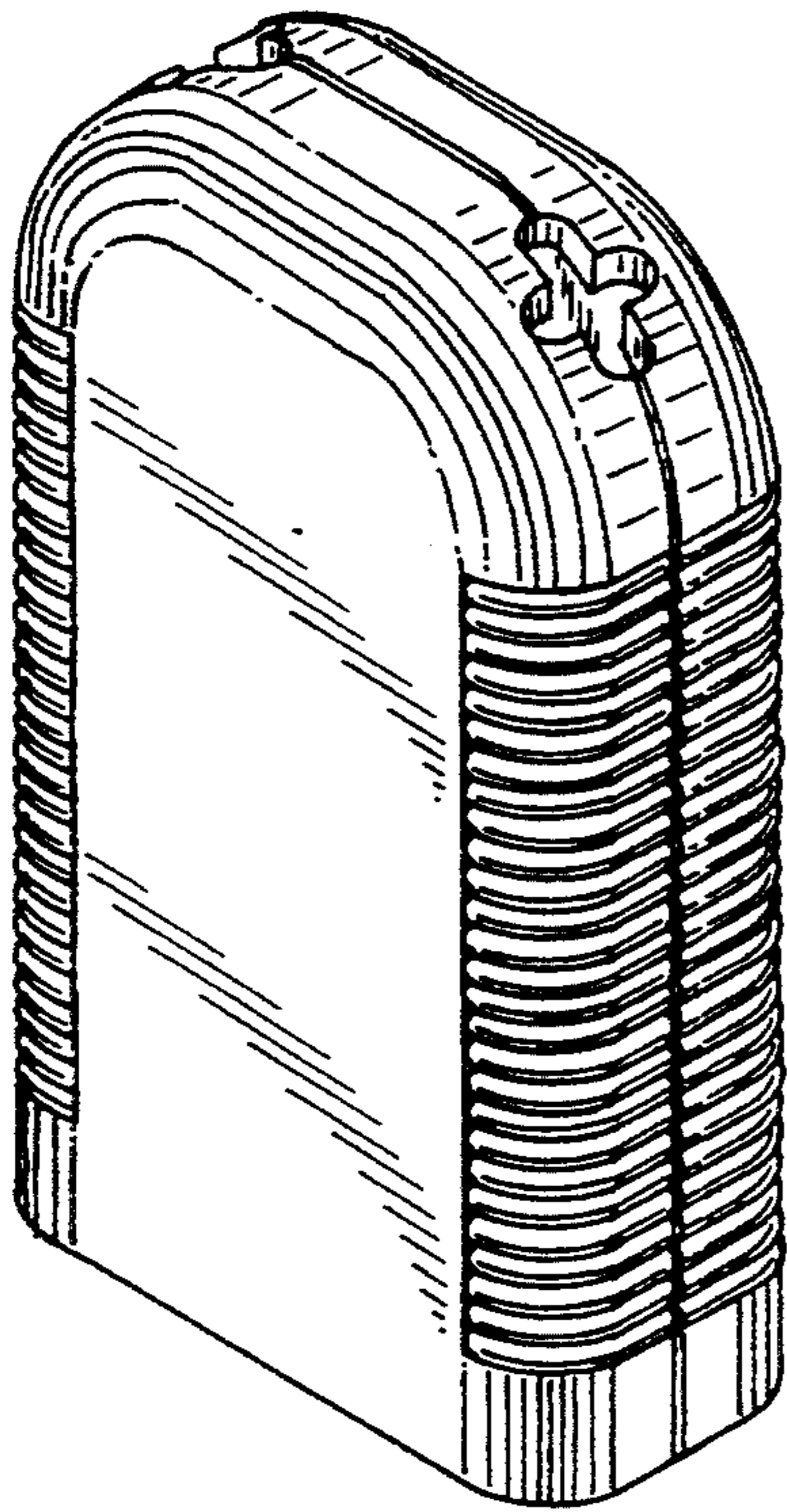


FIG.2




FIG.3

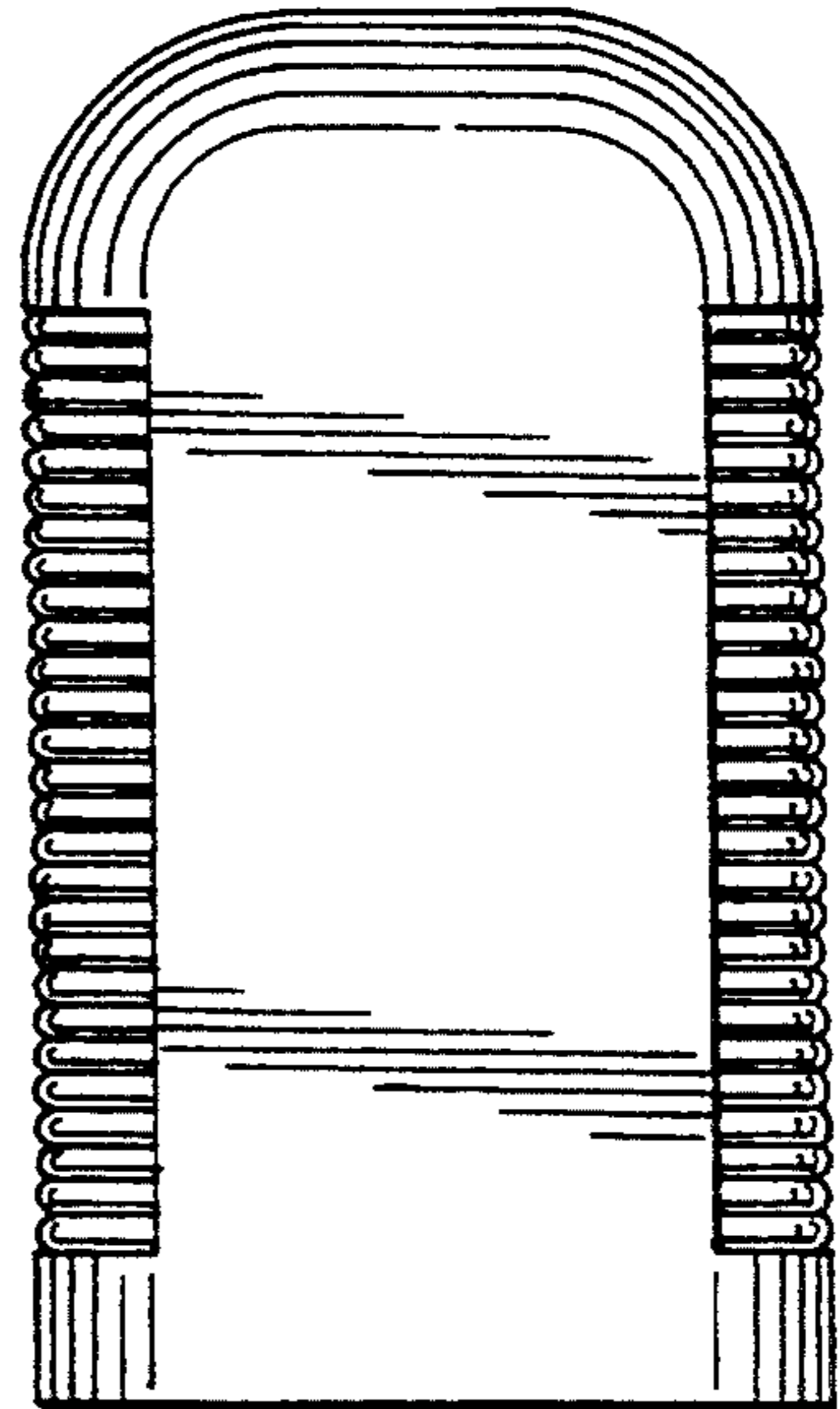


FIG.5

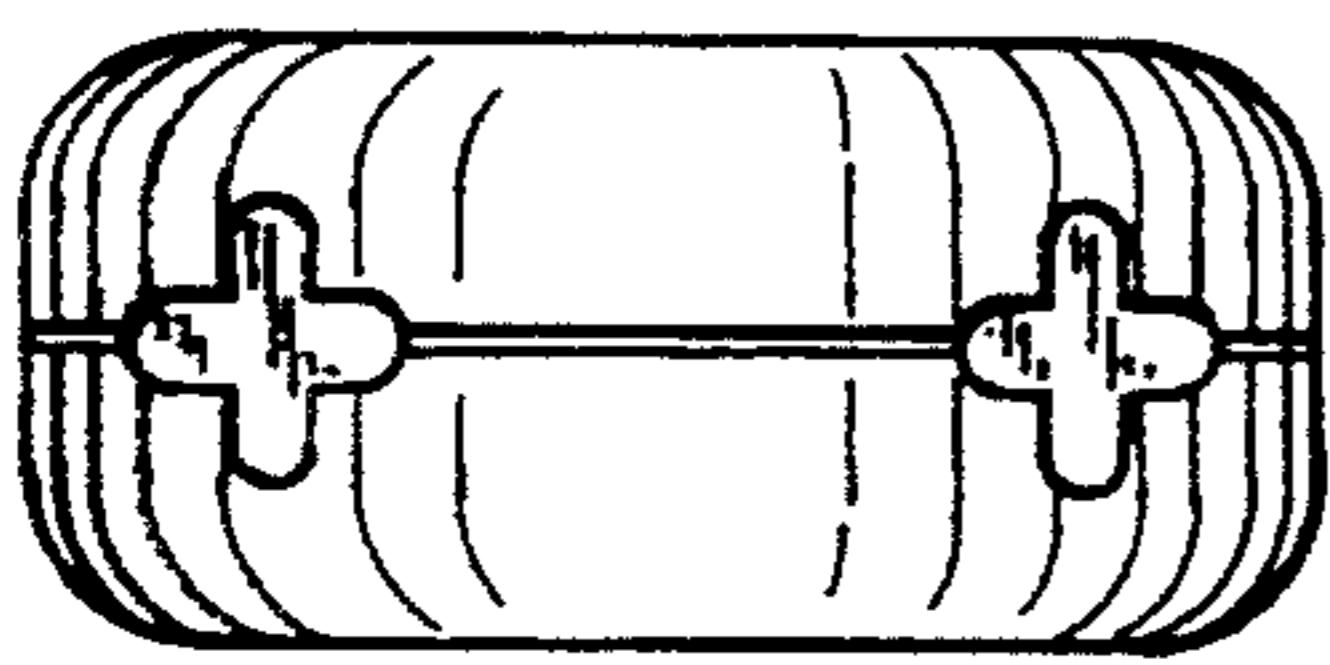


FIG.6




FIG.7

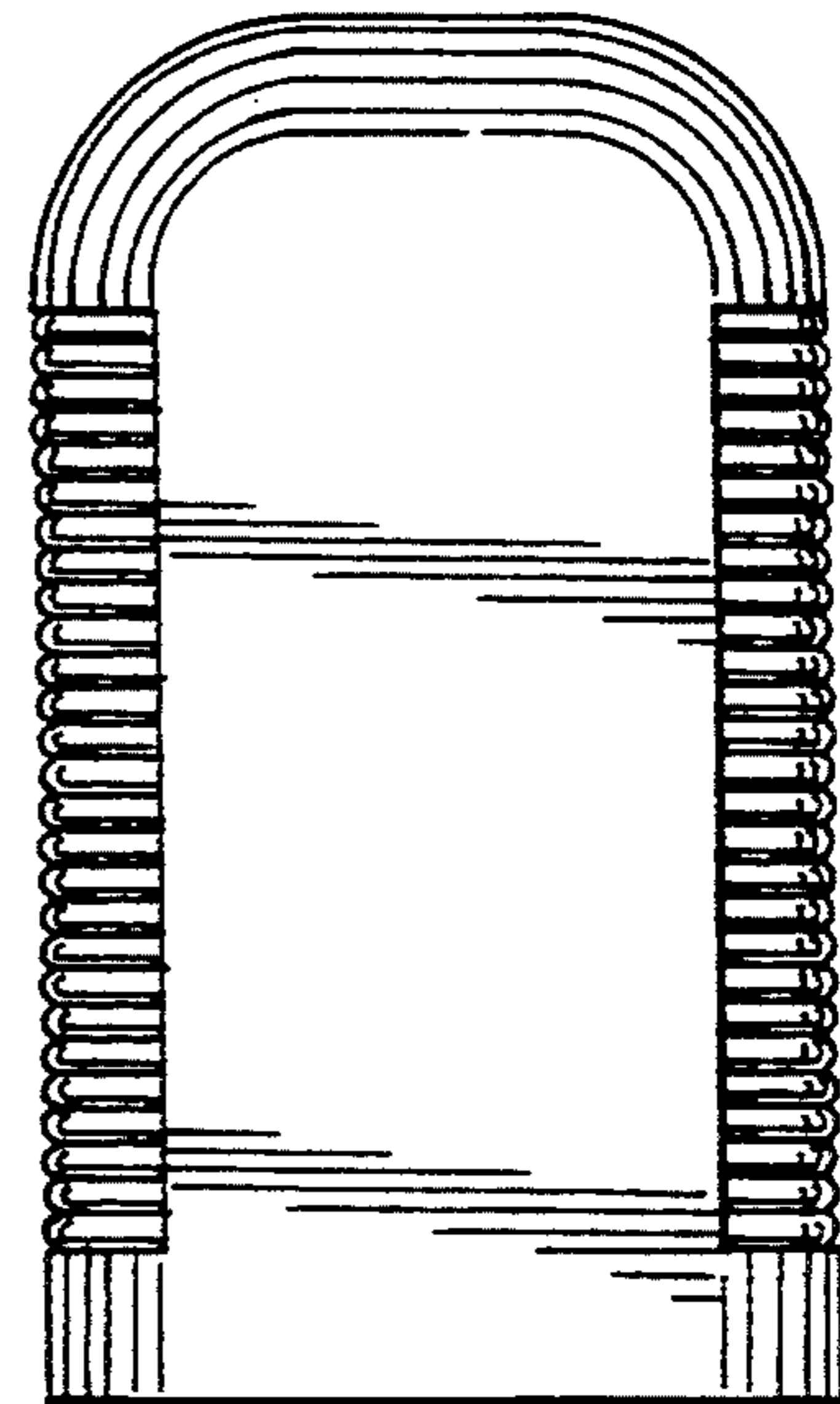


FIG.4

