



US00D357496S

United States Patent [19]

[11] Patent Number: **Des. 357,496**

Bedol

[45] Date of Patent: **** Apr. 18, 1995**

[54] **CHECKBOOK CALCULATOR**

4,075,702 2/1978 Davies D18/7 X
5,105,068 4/1992 Chui D14/100 X

[76] Inventor: **Mark A. Bedol**, P.O. Box 2847,
Rancho Cucamonga, Calif. 91729

Primary Examiner—Alan P. Douglas
Assistant Examiner—Caron D. Veynar

[**] Term: **14 Years**

[57] **CLAIM**

[21] Appl. No.: **5,661**

The ornamental design for a checkbook calculator, as shown and described.

[22] Filed: **Mar. 9, 1993**

[52] U.S. Cl. **D18/7; D14/100**

DESCRIPTION


[58] Field of Search **D18/2, 6, 7; D14/100,**
D14/105, 107; D19/11, 26; 341/22, 23;
364/705.02, 708

FIG. 1 is a front, top and left perspective view of a checkbook calculator showing my new design; the broken line showing of a checkbook is environmental only and forms no part of the claimed design; FIG. 2 is a front elevational view thereof; FIG. 3 is rear elevational view thereof; FIG. 4 is a top plan view thereof; FIG. 5 is a bottom plan view thereof; FIG. 6 is a right elevational view thereof; and, FIG. 7 is a left elevational view thereof.

[56] **References Cited**

U.S. PATENT DOCUMENTS

D. 261,773 11/1981 Ichikawa et al. D18/7
D. 274,179 6/1984 Siwula D18/7
D. 292,710 11/1987 Woods, Jr. D18/7 X
D. 340,472 10/1993 Christ et al. D18/7 X




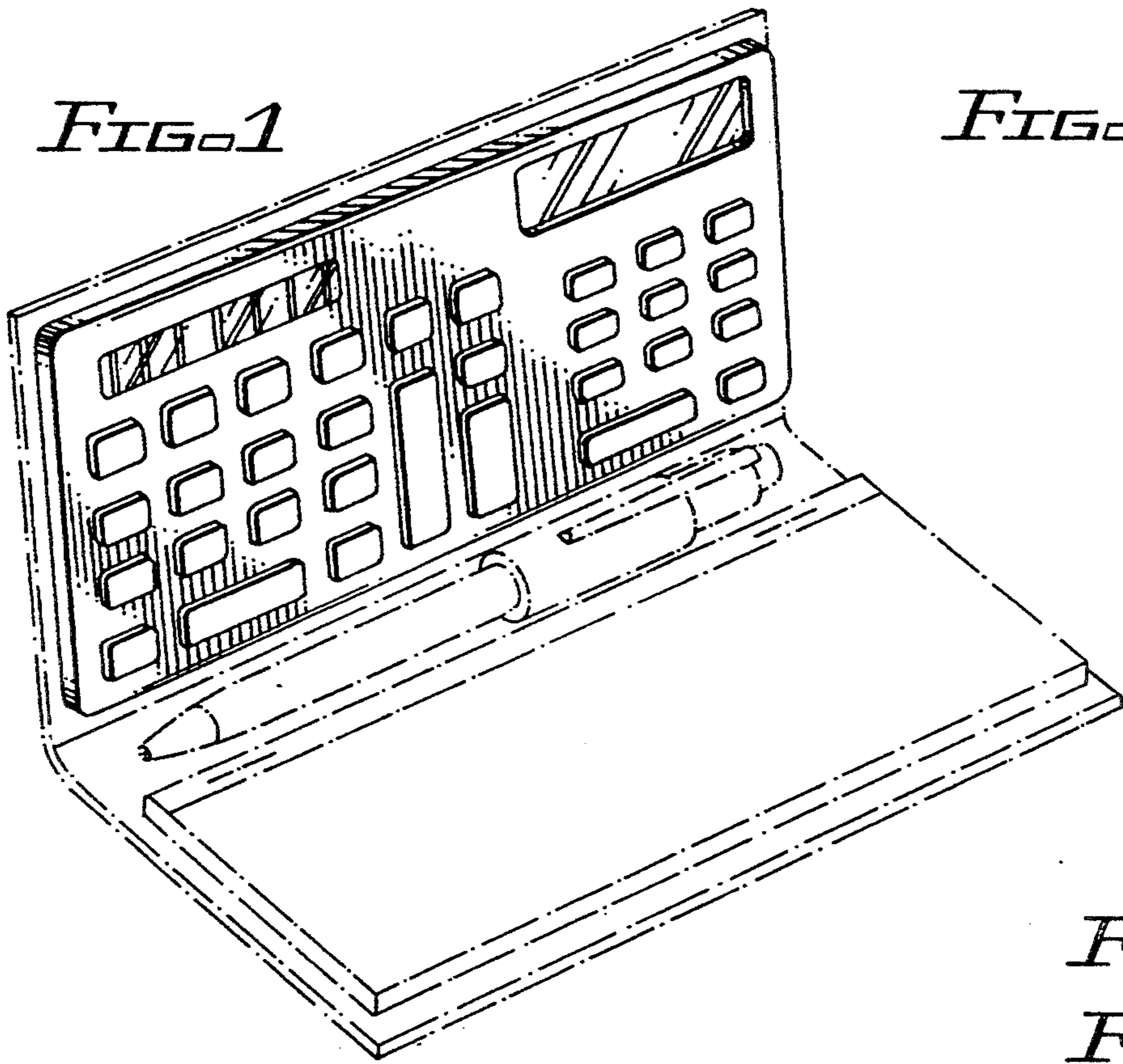


FIG. 7

FIG. 2

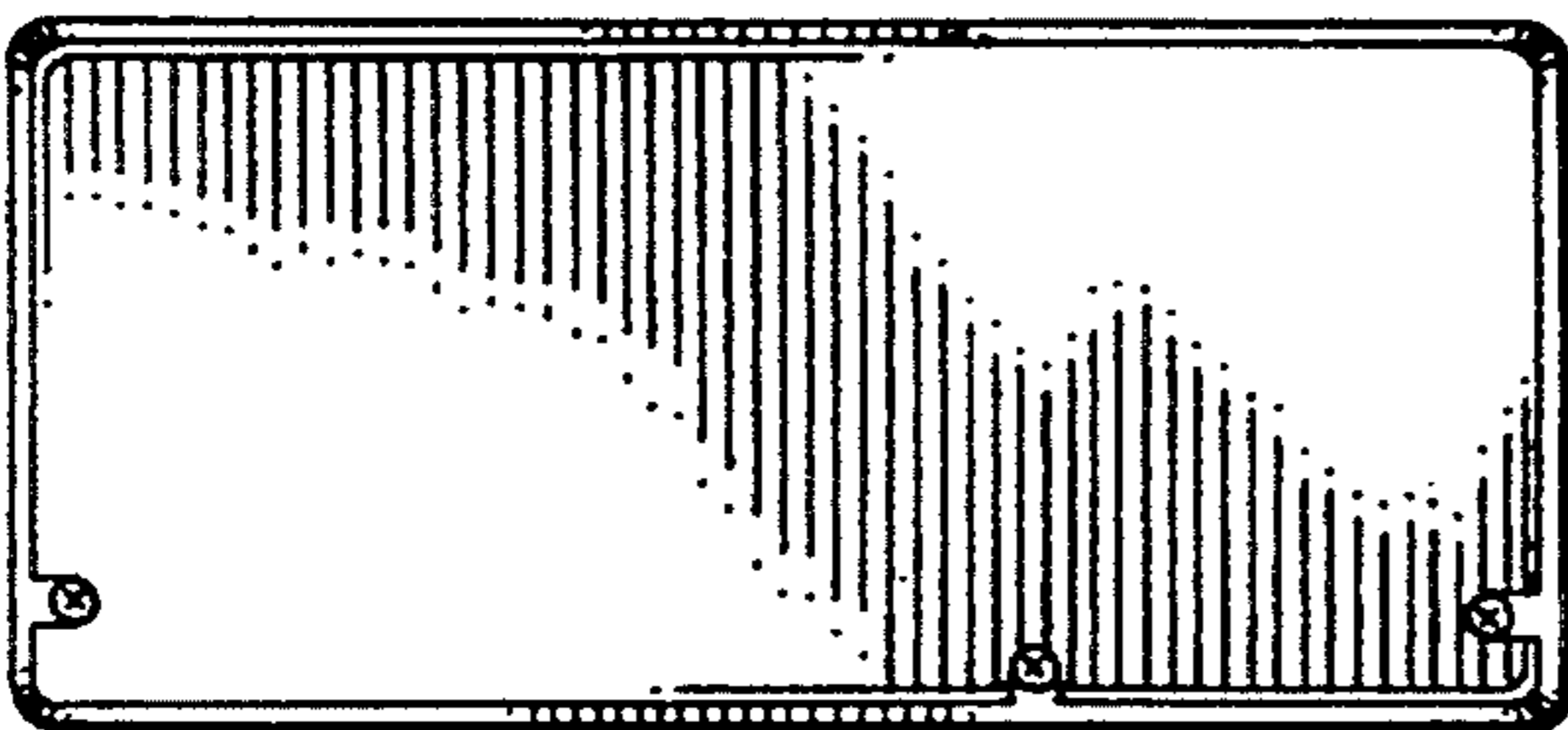
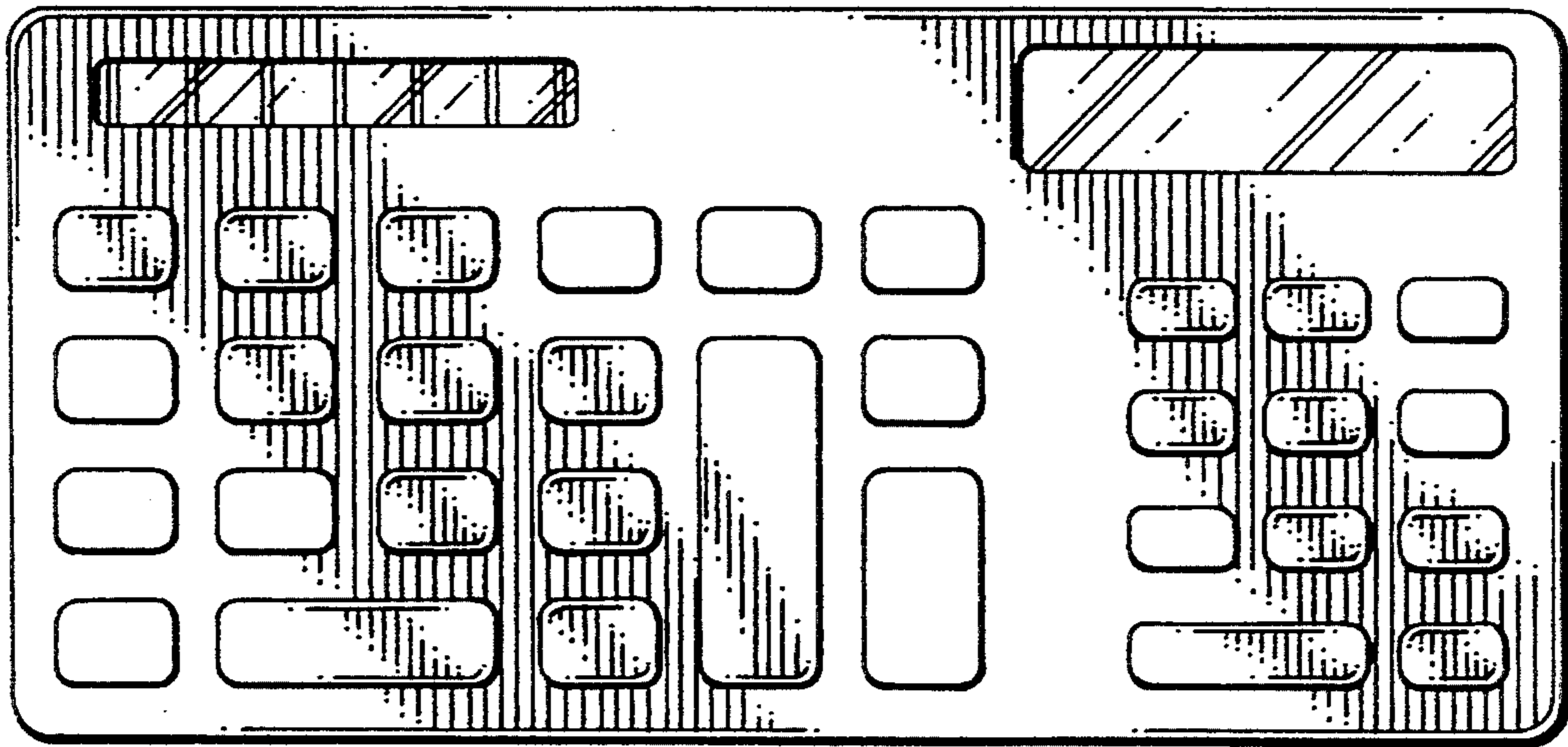


FIG. 3



FIG. 4



FIG. 5