



US00D357460S

United States Patent [19]

[11] Patent Number: **Des. 357,460**

Lovett

[45] Date of Patent: **** Apr. 18, 1995**

[54] OUTLET FOR MULTIPLE ELECTRICAL RECEPTACLES

[76] Inventor: **Robert H. Lovett**, 15528 Canyon Ridge, Eden Prairie, Minn. 55347

[**] Term: **14 Years**

[21] Appl. No.: **9,945**

[22] Filed: **Jun. 25, 1993**

[52] U.S. Cl. **D13/143**

[58] Field of Search **D13/137, 139, 142, 143; 361/56, 91, 111, 119, 127; 439/501, 620, 651, 652, 655**

[56] References Cited

U.S. PATENT DOCUMENTS

- | | | | | |
|------------|---------|------------|-------|---------|
| D. 305,641 | 1/1990 | De Luca | | D13/142 |
| D. 312,615 | 12/1990 | Schwartz | | D13/139 |
| 4,934,962 | 6/1990 | Luu et al. | | 439/651 |

OTHER PUBLICATIONS

Surge protector C4070 on p. 95 of *Global Computer Supplies*, Aug. 1990 catalog.

Surge protector 28-0255 on p. 62 of *MCM Electronics*, Summer '91 catalog.


Primary Examiner—Joel Sincavage
Attorney, Agent, or Firm—Hugh D. Jaeger

[57] CLAIM

The ornamental design for a outlet for multiple electrical receptacles, as shown.

DESCRIPTION

FIG. 1 illustrates a front view of a outlet for multiple electrical receptacles, my new design; FIG. 2 illustrates a back view thereof; FIG. 3 illustrates a right side view thereof; FIG. 4 illustrates a top view thereof; FIG. 5 illustrates a bottom view thereof; and, FIG. 6 illustrates a front and upper left perspective view.



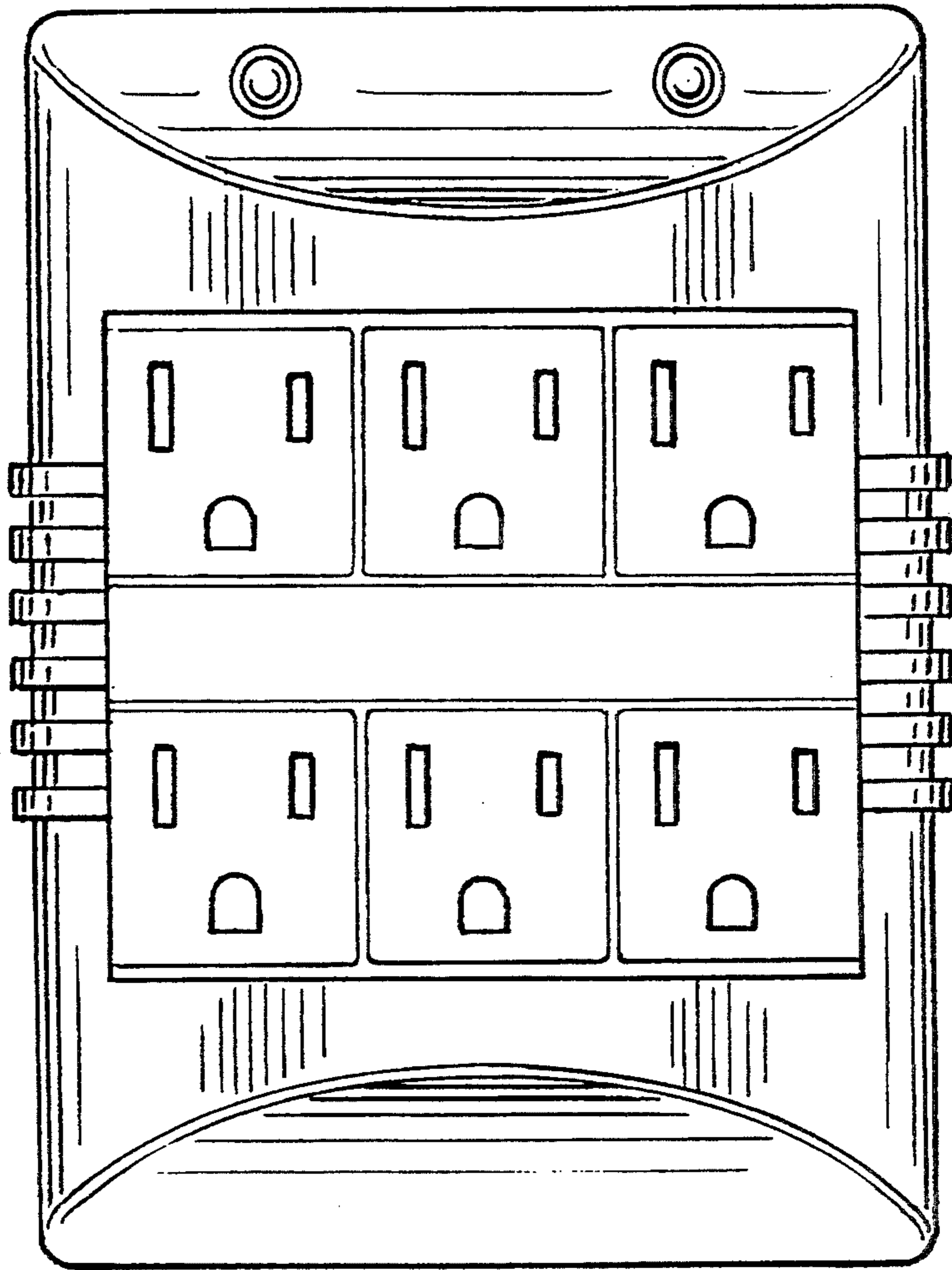


FIG. 1




FIG. 2




FIG. 3

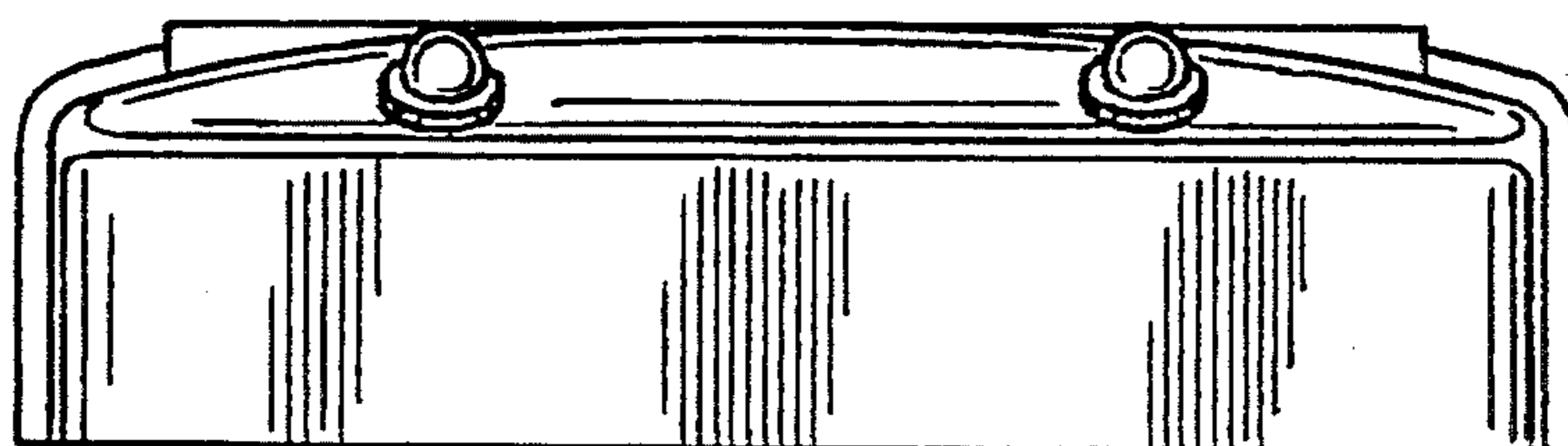


FIG. 4




FIG. 5

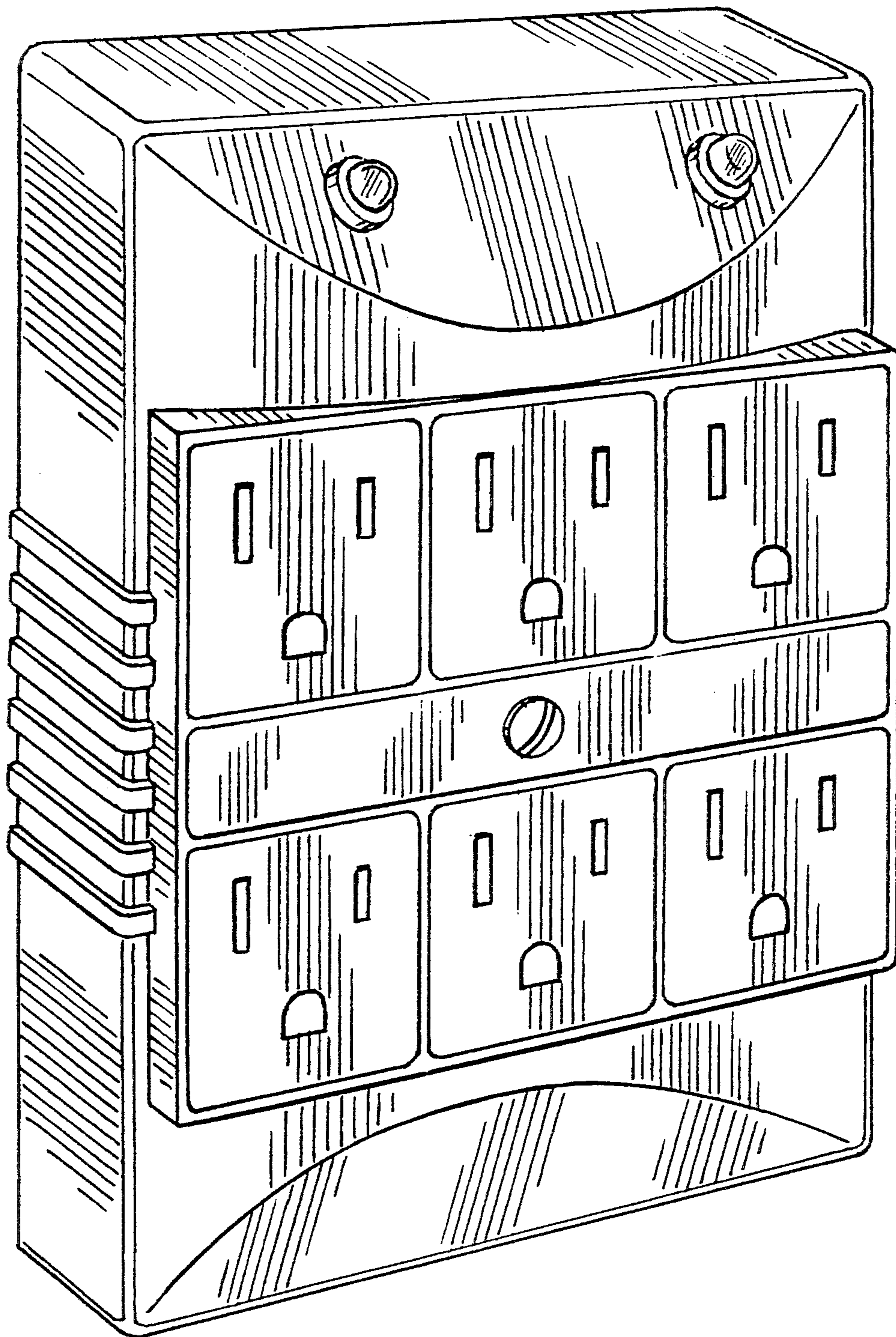


FIG. 6