



US00D357445S

United States Patent [19]

[11] Patent Number: **Des. 357,445**

Steinke et al.

[45] Date of Patent: **** Apr. 18, 1995**

[54] **DISC BRAKE SHIM**

[75] Inventors: **Gustav J. Steinke; Starla D. Huffer,**
both of Lima, Ohio

[73] Assignee: **International Brake Industries, Inc.,**
Lima, Ohio

[**] Term: **14 Years**

[21] Appl. No.: **18,803**

[22] Filed: **Feb. 16, 1994**

[52] U.S. Cl. **D12/180**

[58] Field of Search **D12/180; 188/73.1, 250 B**

[56] **References Cited**

U.S. PATENT DOCUMENTS

D. 279,467	7/1985	Eberhart et al.	D12/180
D. 336,741	6/1993	Steinke et al.	D12/180
D. 336,882	6/1993	Steinke et al.	D12/180
D. 336,883	6/1993	Steinke et al.	D12/180
D. 337,088	7/1993	Steinke et al.	D12/180
D. 337,089	7/1993	Steinke et al.	D12/180
D. 337,293	7/1993	Steinke et al.	D12/180
D. 337,294	7/1993	Steinke et al.	D12/180
D. 337,295	7/1993	Steinke et al.	D12/180
D. 337,296	7/1993	Steinke et al.	D12/180
D. 337,557	7/1993	Steinke et al.	D12/180
D. 337,558	7/1993	Steinke et al.	D12/180
D. 337,559	7/1993	Steinke et al.	D12/180

D. 337,560	7/1993	Steinke et al.	D12/180
D. 337,750	7/1993	Steinke et al.	D12/180
D. 337,981	8/1993	Steinke et al.	D12/180
D. 337,982	8/1993	Steinke et al.	D12/180
D. 338,648	8/1993	Steinke et al.	D12/180
D. 341,119	11/1993	Steinke et al.	D12/180
D. 341,120	11/1993	Steinke et al.	D12/180
D. 341,350	11/1993	Steinke et al.	D12/180
D. 341,807	11/1993	Steinke et al.	D12/180
D. 341,808	11/1993	Steinke et al.	D12/180

FOREIGN PATENT DOCUMENTS

85830271.4 5/1986 European Pat. Off. 188/73.1

Primary Examiner—James M. Gandy

Assistant Examiner—M. Brown

Attorney, Agent, or Firm—Edgar A. Zarins; Malcolm L. Sutherland

[57] **CLAIM**

The ornamental design for a disc brake shim, as shown and described.

DESCRIPTION


FIG. 1 is a perspective view of a disc brake shim showing our new design;

FIG. 2 is a front elevational view thereof;

FIG. 3 is a top plan view thereof;

FIG. 4 is a bottom plan view thereof; and,

FIG. 5 is a side view thereof, the opposite side being a mirror image of the side shown.






Fig-1

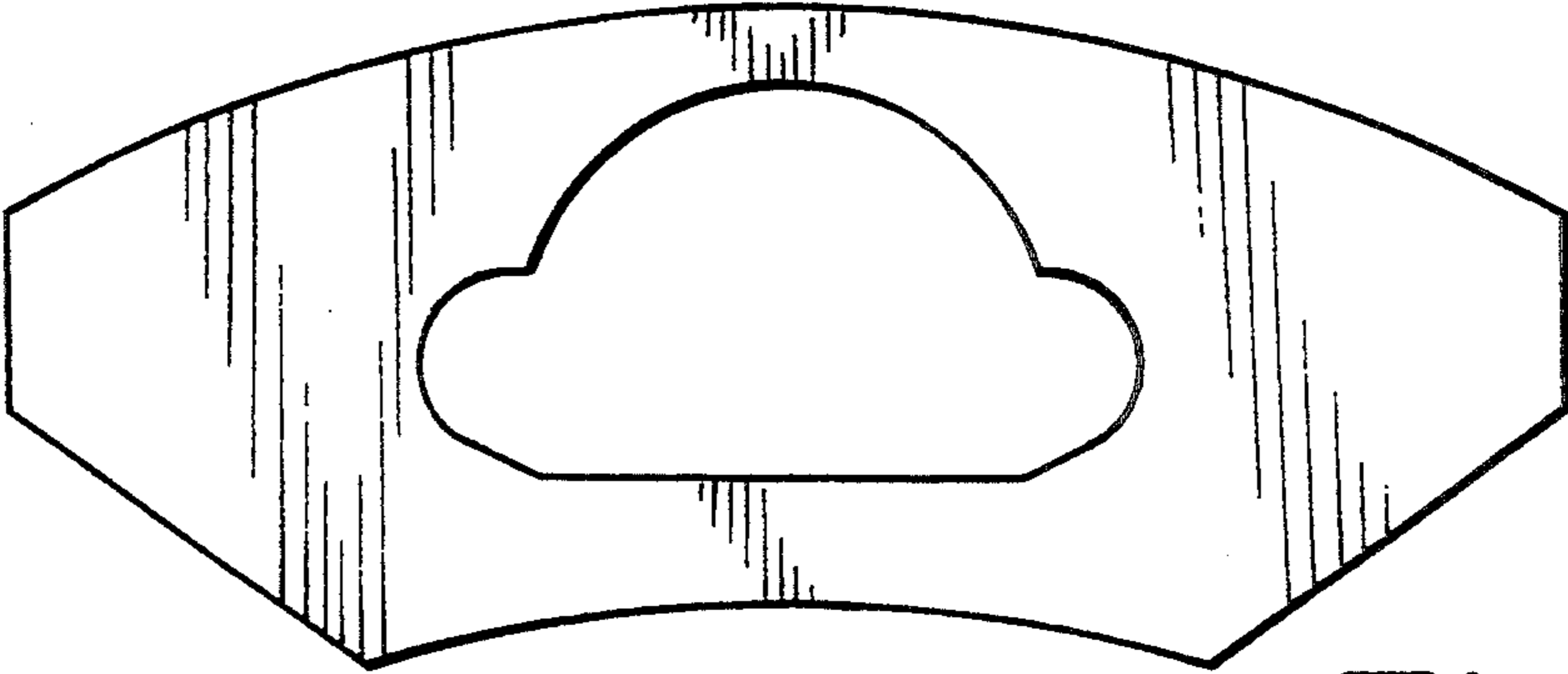


Fig-2



Fig-3



Fig-4



Fig-5