



US00D357444S

# United States Patent [19]

[11] Patent Number: **Des. 357,444**

Steinke et al.

[45] Date of Patent: **\*\* Apr. 18, 1995**

[54] **DISC BRAKE SHIM**

[75] Inventors: **Gustav J. Steinke; Starla D. Huffer,**  
both of Lima, Ohio

[73] Assignee: **International Brake Industries, Inc.,**  
Lima, Ohio

[\*\*] Term: **14 Years**

[21] Appl. No.: **18,801**

[22] Filed: **Feb. 16, 1994**

[52] U.S. Cl. .... **D12/180**

[58] Field of Search ..... **D12/180; 188/73.1, 250 B**

[56] **References Cited**

**U.S. PATENT DOCUMENTS**

|            |         |                     |         |
|------------|---------|---------------------|---------|
| D. 255,675 | 7/1980  | Weiser et al. ....  | D12/180 |
| D. 331,119 | 11/1993 | Steinke et al. .... | D12/180 |
| D. 336,741 | 6/1993  | Steinke et al. .... | D12/180 |
| D. 336,882 | 6/1993  | Steinke et al. .... | D12/180 |
| D. 336,883 | 6/1993  | Steinke et al. .... | D12/180 |
| D. 337,088 | 7/1993  | Steinke et al. .... | D12/180 |
| D. 337,089 | 7/1993  | Steinke et al. .... | D12/180 |
| D. 337,293 | 7/1993  | Steinke et al. .... | D12/180 |
| D. 337,294 | 7/1993  | Steinke et al. .... | D12/180 |
| D. 337,295 | 7/1993  | Steinke et al. .... | D12/180 |
| D. 337,296 | 7/1993  | Steinke et al. .... | D12/180 |
| D. 337,557 | 7/1993  | Steinke et al. .... | D12/180 |
| D. 337,558 | 7/1993  | Steinke et al. .... | D12/180 |
| D. 337,559 | 7/1993  | Steinke et al. .... | D12/180 |

|            |         |                       |           |
|------------|---------|-----------------------|-----------|
| D. 337,560 | 7/1993  | Steinke et al. ....   | D12/180   |
| D. 337,750 | 7/1993  | Steinke et al. ....   | D12/180   |
| D. 337,981 | 8/1993  | Steinke et al. ....   | D12/180   |
| D. 337,982 | 8/1993  | Steinke et al. ....   | D12/180   |
| D. 338,648 | 8/1993  | Steinke et al. ....   | D12/180   |
| D. 341,120 | 11/1993 | Steinke et al. ....   | D12/180   |
| D. 341,350 | 11/1993 | Steinke et al. ....   | D12/180   |
| D. 341,807 | 11/1993 | Steinke et al. ....   | D12/180   |
| D. 341,808 | 11/1993 | Steinke et al. ....   | D12/180   |
| 4,926,978  | 5/1990  | Shibata et al. ....   | 188/250 B |
| 4,995,482  | 2/1991  | Kobayashi et al. .... | 188/73.1  |

**FOREIGN PATENT DOCUMENTS**

85830271.4 5/1986 European Pat. Off. .... 188/73.1

*Primary Examiner*—James M. Gandy

*Assistant Examiner*—M. Brown

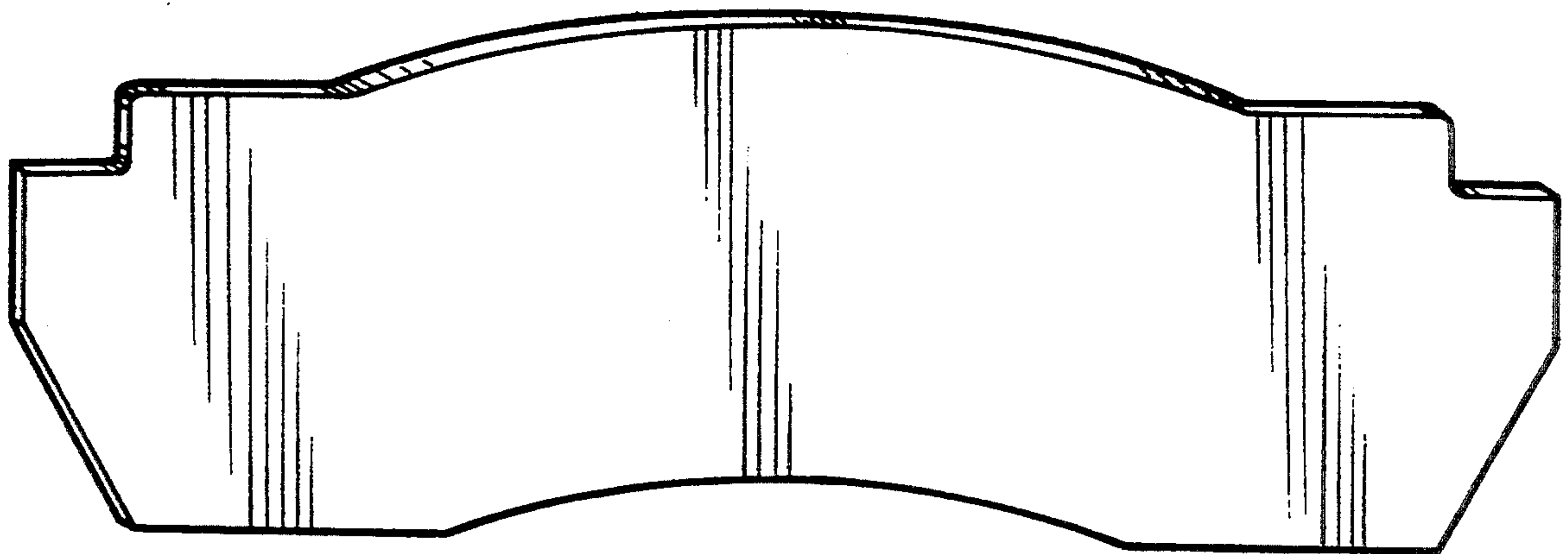
*Attorney, Agent, or Firm*—Edgar A. Zarins; Malcolm L. Sutherland

[57] **CLAIM**

The ornamental design for a disc brake shim, as shown and described.

**DESCRIPTION**

FIG. 1 is a perspective view of a disc brake shim showing our new design;  
FIG. 2 is a front elevational view thereof;  
FIG. 3 is a top plan view thereof;  
FIG. 4 is a bottom plan view thereof; and,  
FIG. 5 is a side view thereof, the opposite side being a mirror image of the side shown.



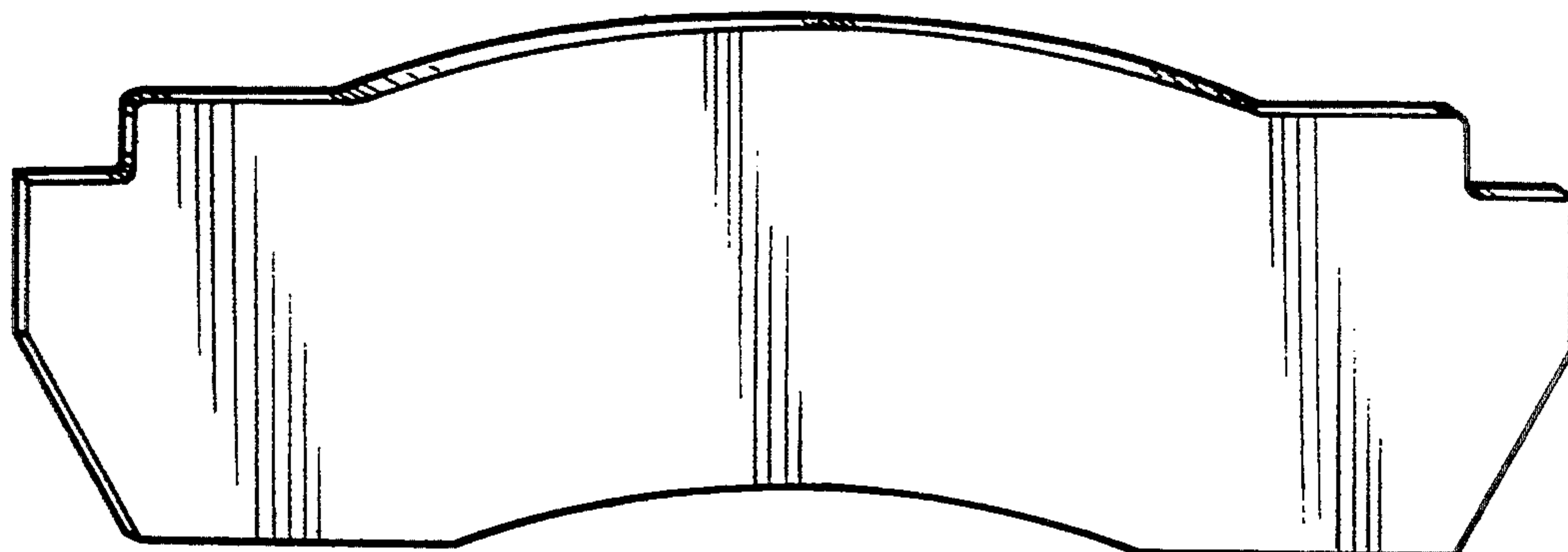


Fig-1

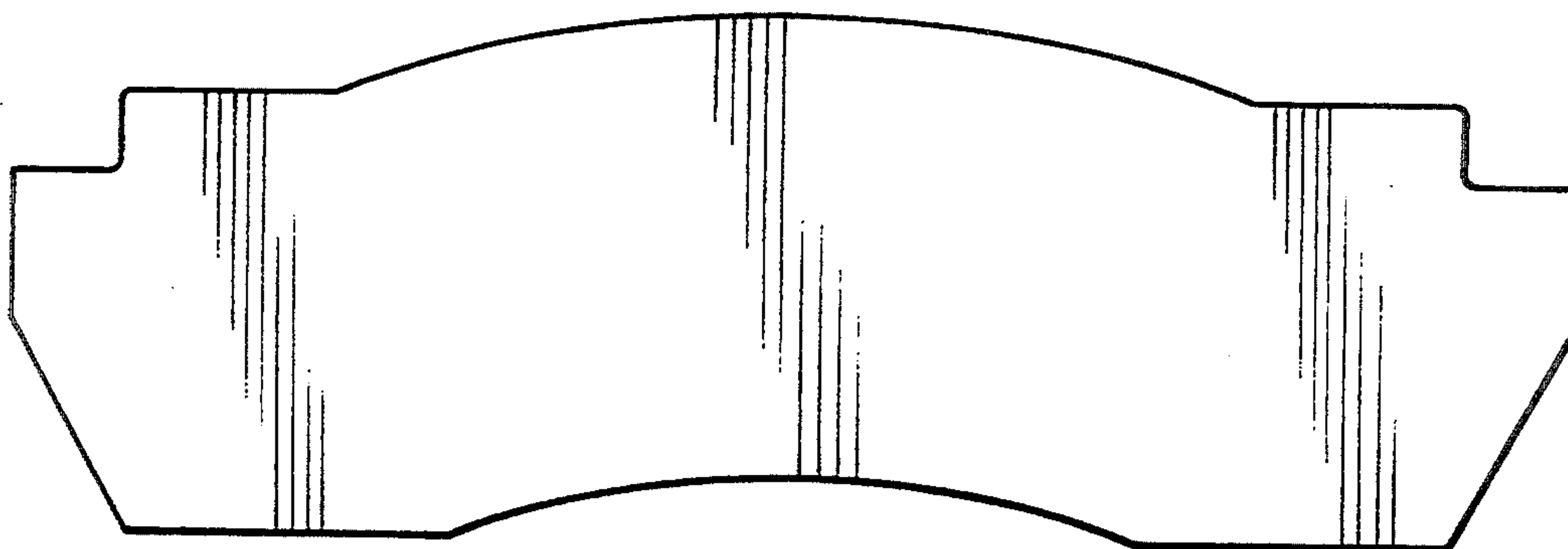


Fig-2

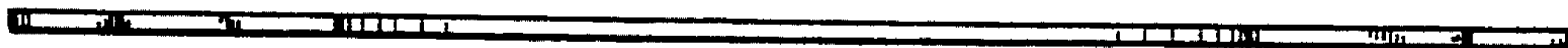


Fig-3



Fig-4



Fig-5