



US00D357435S

United States Patent [19]

[11] Patent Number: **Des. 357,435**

Cook

[45] Date of Patent: **** Apr. 18, 1995**

- [54] **DOUBLE BAR D-RING BUCKLE**
- [75] Inventor: **Carmen Cook, Pattenburg, N.J.**
- [73] Assignee: **Royalox International Inc.,
Philippsburg, N.J.**
- [**] Term: **14 Years**
- [21] Appl. No.: **723,649**
- [22] Filed: **Jun. 28, 1991**
- [52] U.S. Cl. **D11/218; D11/200**
- [58] Field of Search **D11/200, 215-218,
D11/231-232, 87, 212; 24/633, 631, 641, 616,
200, 197, 163 R, 196, 68 F; 287/467**
- [56] **References Cited**
U.S. PATENT DOCUMENTS
10,690 5/1878 Smith D11/218

2,889,168 6/1959 Engelhardt 24/579.1
 3,077,650 2/1963 Horne D11/218

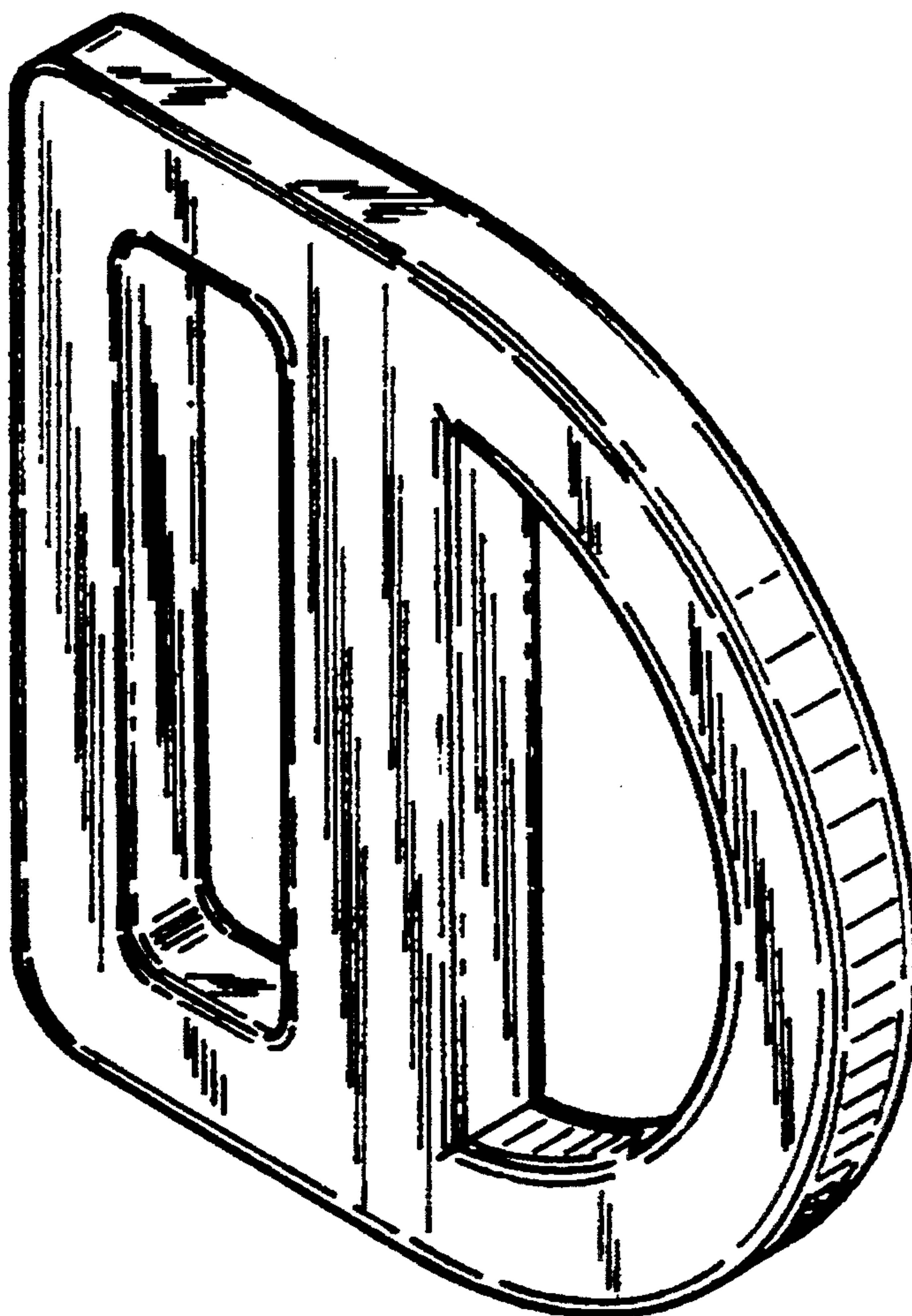
Primary Examiner—Ralf T. Seifert
Attorney, Agent, or Firm—Herbert Dubno; Ronald
 Lianides

[57] CLAIM

The ornamental design for a double bar D-ring buckle,
 as shown and described.

DESCRIPTION

FIG. 1 is a front perspective view of a double bar D-ring buckle showing my new design;
 FIG. 2 is a rear elevational view thereof;
 FIG. 3 is a left-side elevational view thereof;
 FIG. 4 is a right-side elevational view thereof; and,
 FIG. 5 is a top plan view thereof, the bottom being identical thereto.



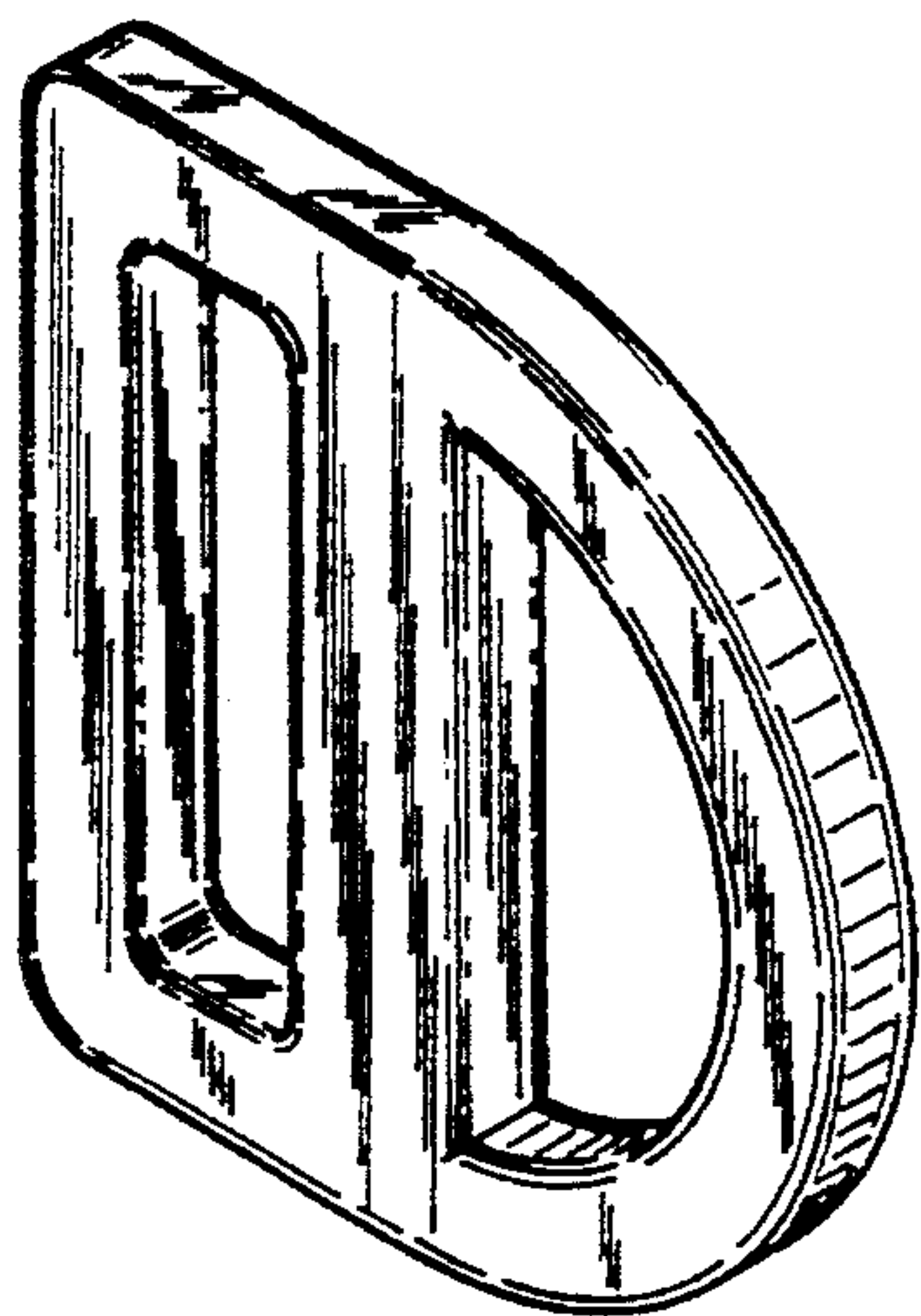


FIG. 1

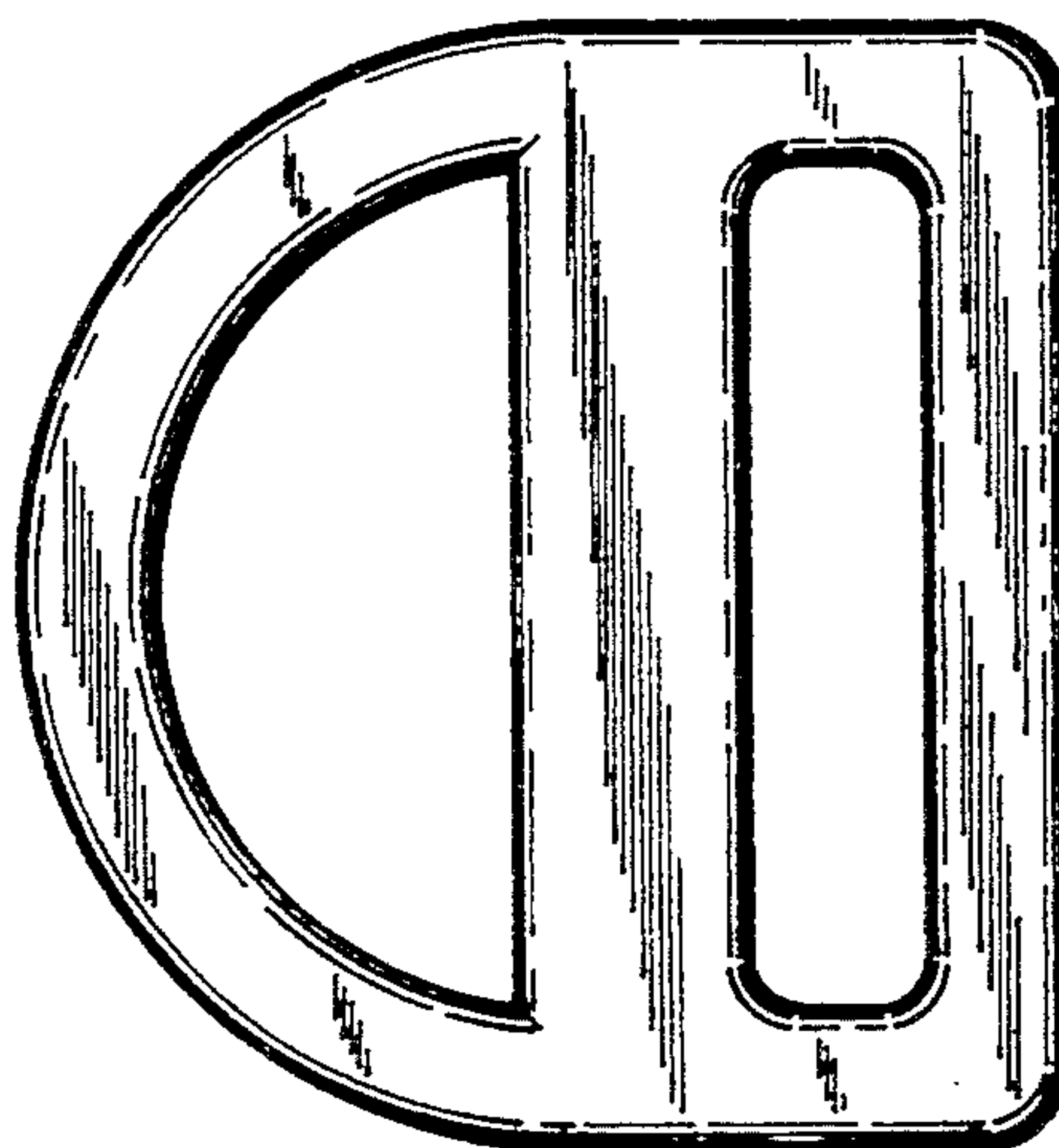


FIG. 2



FIG. 3



FIG. 4



FIG. 5