



US00D357431S

United States Patent [19]

[11] Patent Number: **Des. 357,431**

Burgener

[45] Date of Patent: **** Apr. 18, 1995**

[54] **WATCH-BRACELET**

| | | | |
|-----------|---------|-----------------------|--------|
| 1,779,068 | 10/1930 | Krementz | 63/4 |
| 1,831,951 | 11/1931 | Fassnacht et al. | D11/19 |
| 1,854,857 | 4/1932 | Prestinari | 63/4 |
| 3,902,313 | 9/1975 | Poon | 63/4 |

[75] Inventor: **Eddy Burgener, Le Landeron, Switzerland**

[73] Assignee: **Vuarnet Watches, SA, Vesenz, Switzerland**

Primary Examiner—Ralf T. Seifert
Attorney, Agent, or Firm—Sughrue, Mion, Zinn, Macpeak & Seas

[**] Term: **14 Years**

[57] **CLAIM**

[21] Appl. No.: **17,860**

The ornamental design for a watch-bracelet, as shown and described.

[22] Filed: **Jan. 24, 1994**

[30] **Foreign Application Priority Data**

DESCRIPTION

Jul. 22, 1993 [XH] Hague Agreement DMA/002221

[52] U.S. Cl. **D11/25**

[58] Field of Search D11/1-18,
D11/20-25, 93-94, 87; 63/1.1-11, 26;
59/78-82, 84, 90-92; D10/30-39

FIG. 1 is a perspective view of a watch-bracelet showing my new design;
FIG. 2 is a top plan view thereof;
FIG. 3 is a bottom plan view thereof;
FIG. 4 is a side elevational view of one side thereof;
FIG. 5 is a side elevational view of an opposite side thereof;
FIG. 6 is an end elevational view of one end thereof;
and,
FIG. 7 is an end elevational view of an opposite end thereof.

[56] **References Cited**

U.S. PATENT DOCUMENTS

- D. 241,061 8/1976 Cowan D11/25
- D. 278,693 5/1985 Perrin D11/19
- D. 314,918 2/1991 Dumas D11/19
- D. 326,624 6/1992 Cowan D11/4

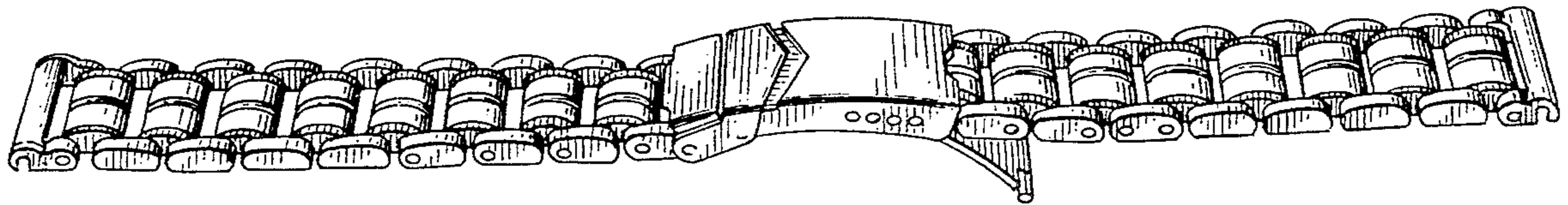


FIG. 1

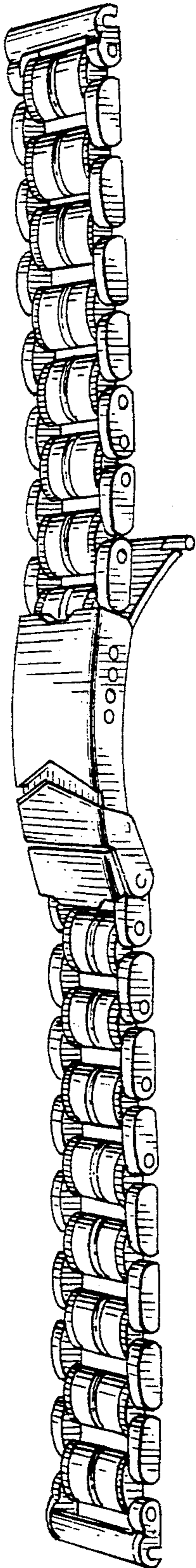


FIG. 2

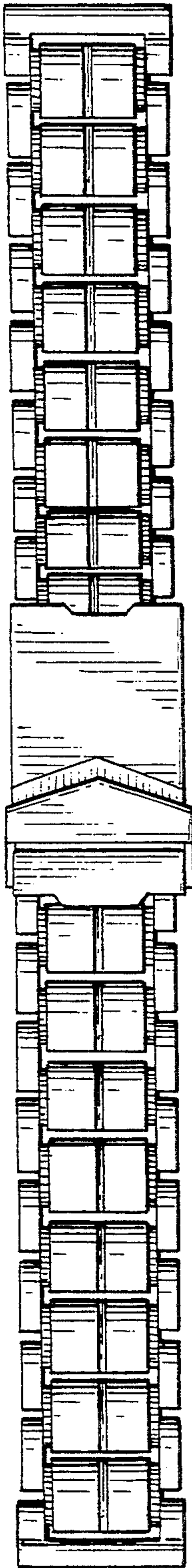


FIG. 3

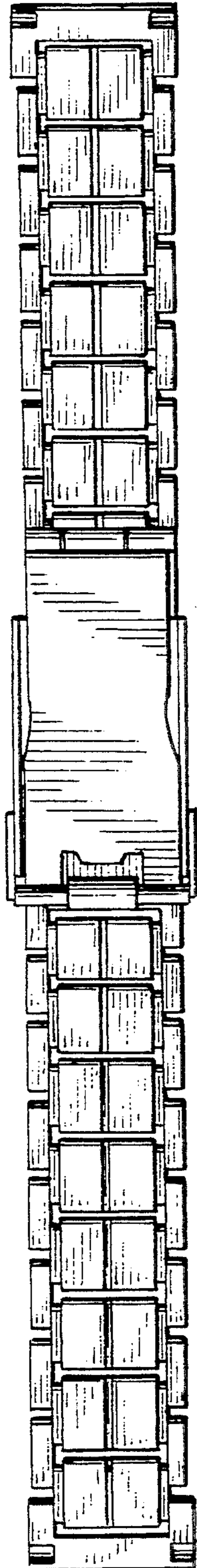


FIG. 4

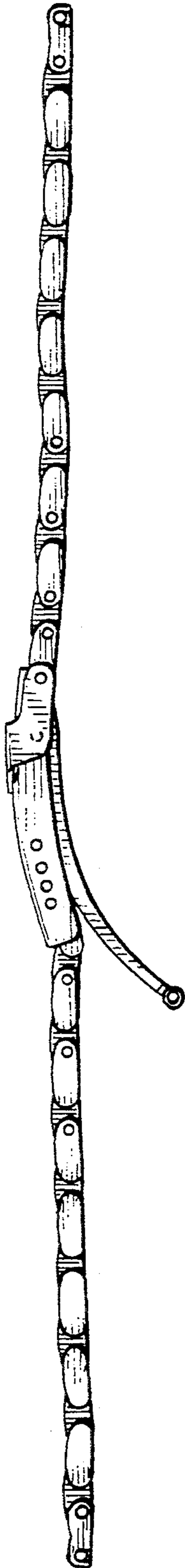


FIG. 5

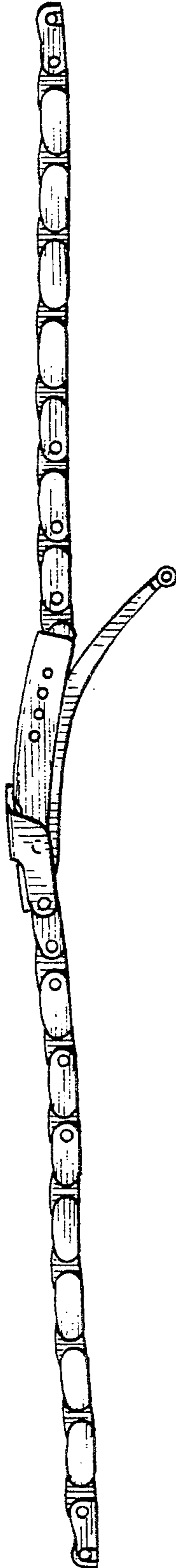


FIG. 7

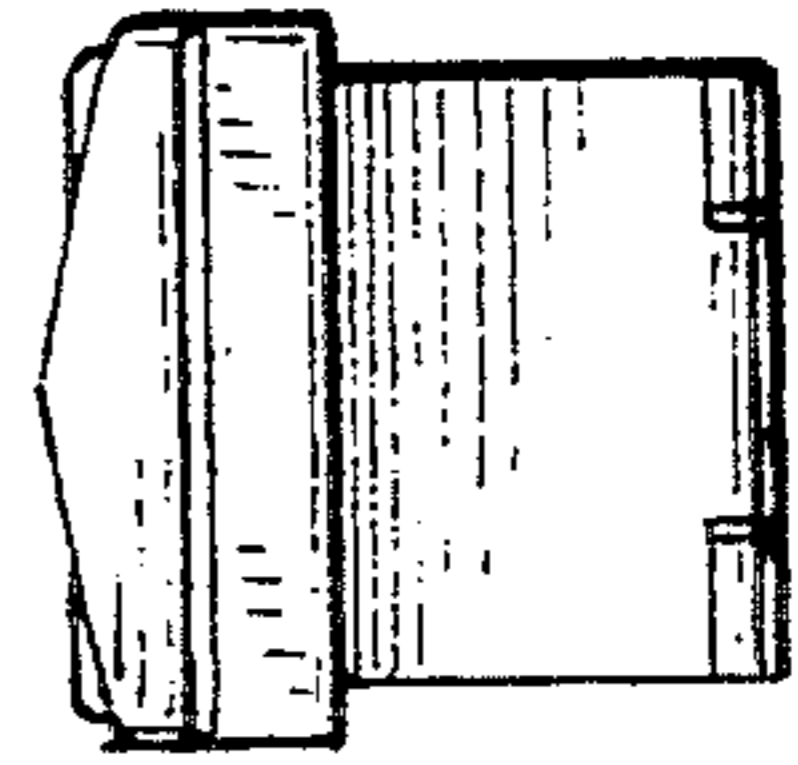


FIG. 6

