



US00D357398S

United States Patent [19]

[11] Patent Number: **Des. 357,398**

Osbern

[45] Date of Patent: **** Apr. 18, 1995**

[54] **COMBINED HOLSTER AND LIGHT BRACKET FOR A BED**

4,672,703 6/1987 Frazier .
4,691,396 9/1987 Hoffman .
5,111,545 5/1992 Krozal 5/503.1

[76] Inventor: **James L. Osbern**, 6400 N. Hope, Kansas City, Mo. 64151

Primary Examiner—James M. Gandy
Assistant Examiner—Holly Baynham
Attorney, Agent, or Firm—Burd Bartz Gutenkauf

[**] Term: **14 Years**

[21] Appl. No.: **25,356**

[57] **CLAIM**

[22] Filed: **Jun. 30, 1994**

The ornamental design for a combined holster and light bracket for a bed, as shown and described.

[52] U.S. Cl. **D8/349**

[58] Field of Search D8/354, 349; 248/288.3, 248/300, 309.1, 215, 205.1; 5/503.1

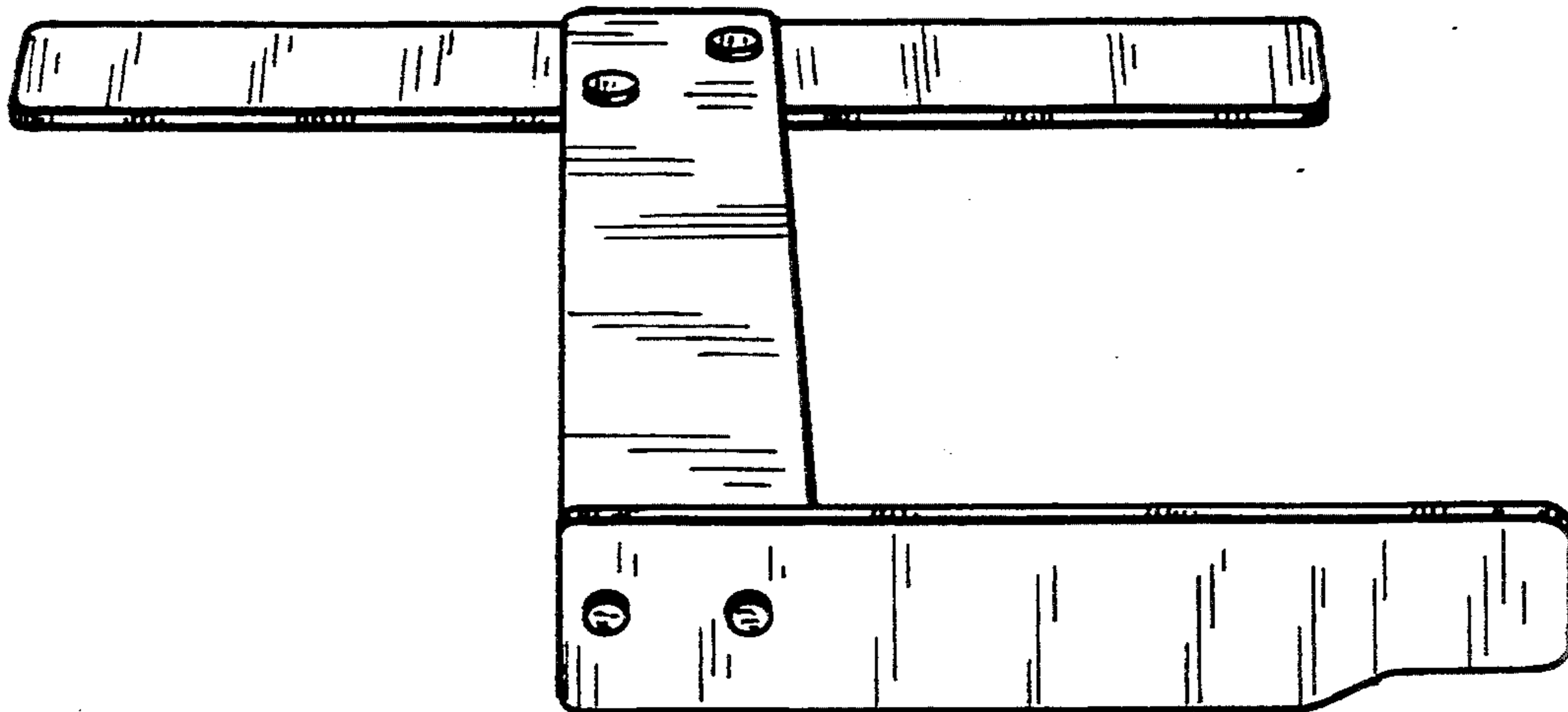
DESCRIPTION

[56] **References Cited**

U.S. PATENT DOCUMENTS

D. 235,619 7/1975 Ziaylek D8/380 X
1,216,730 2/1917 Quiggle 248/215 X
4,466,148 8/1984 Jones .
4,483,501 11/1984 Eddy .
4,521,930 6/1985 Henson .

FIG. 1 is a perspective view of the a combined holster and light bracket for a bed of my new design;
FIG. 2 is a top plan view thereof;
FIG. 3 is a left side view thereof;
FIG. 4 is a right side view thereof;
FIG. 5 is a front elevational view thereof;
FIG. 6 is a bottom plan view thereof; and,
FIG. 7 is a rear elevational view thereof.



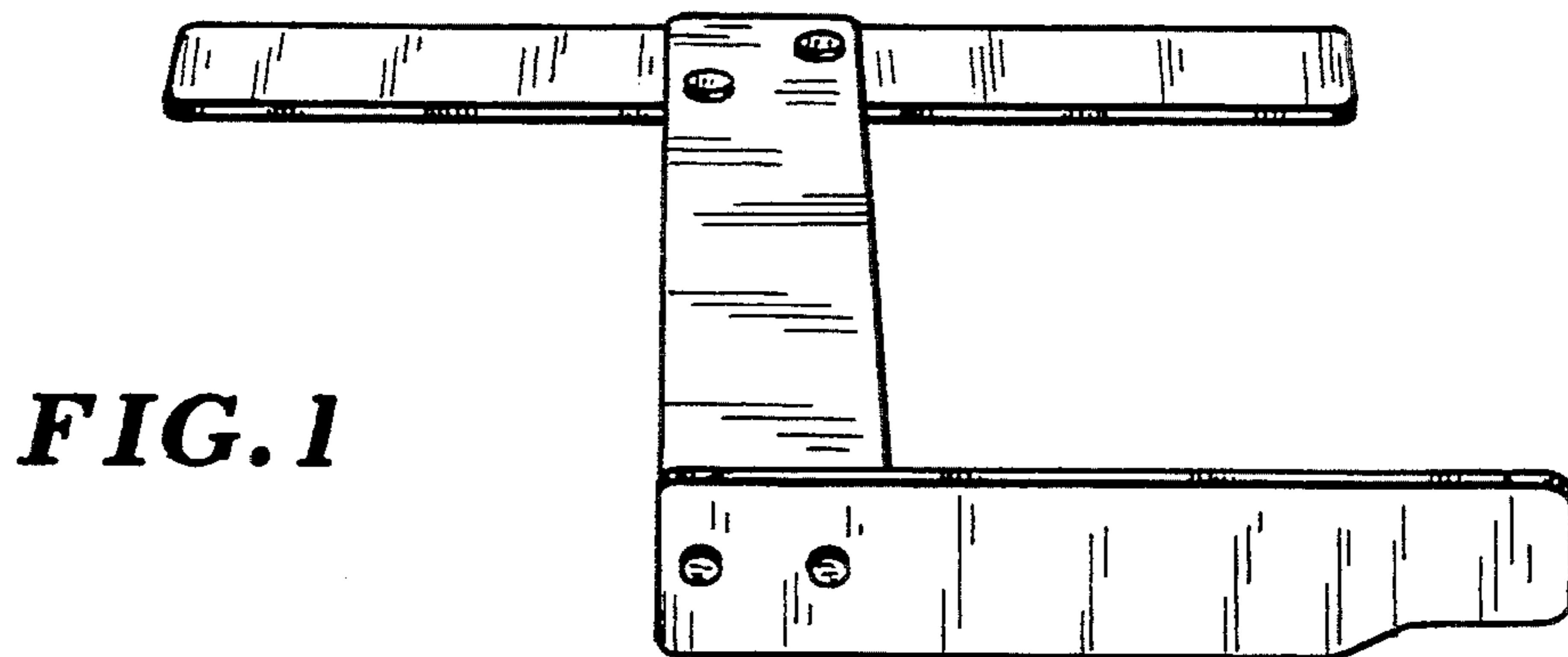


FIG. 1

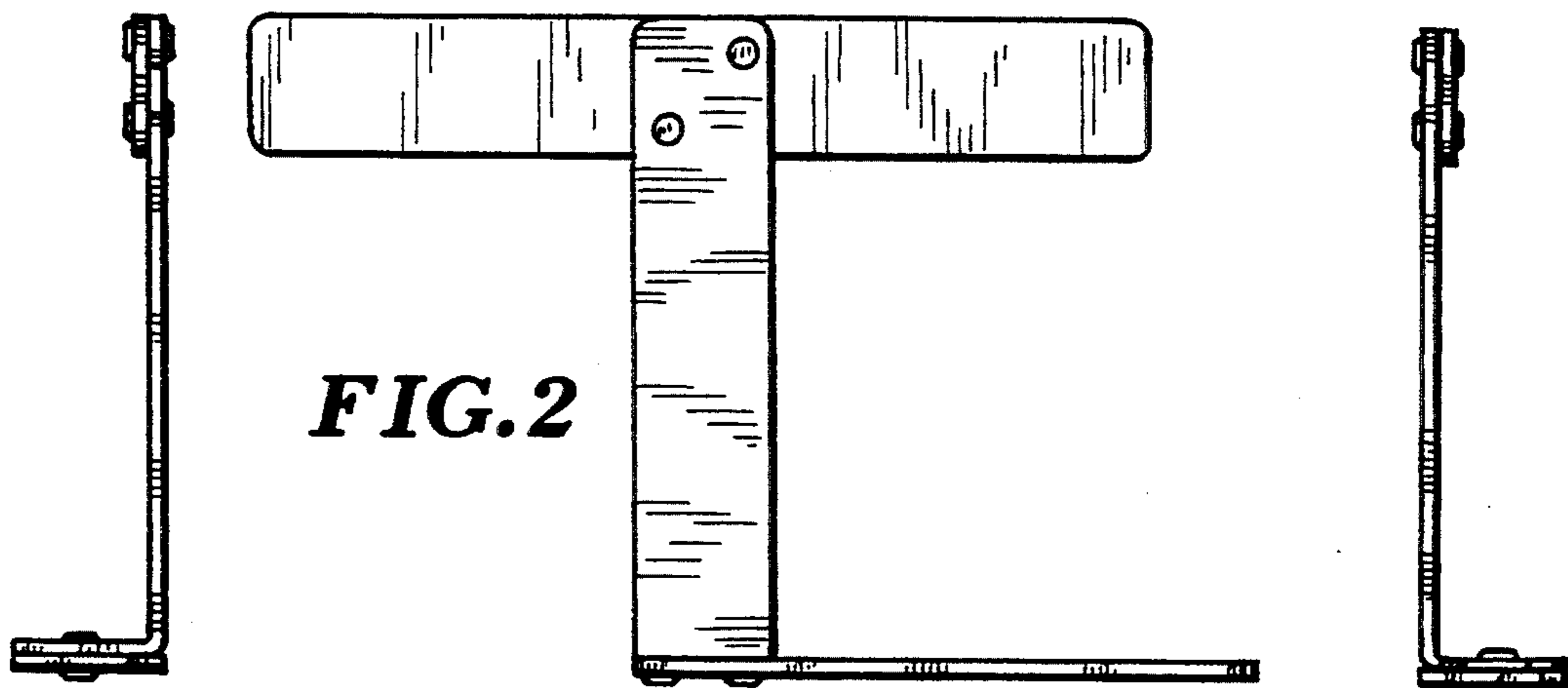


FIG. 2

FIG. 3

FIG. 4




FIG. 5

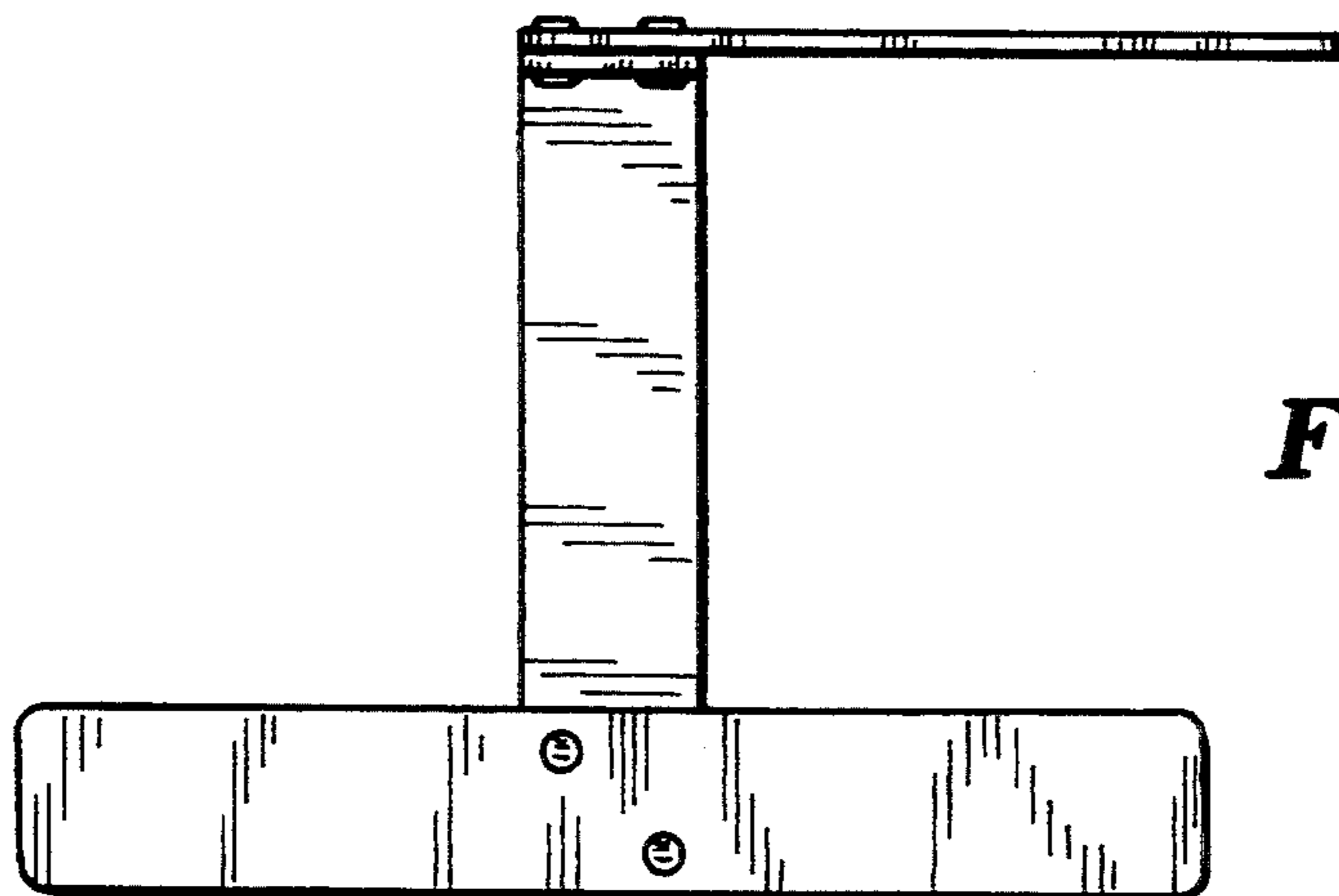


FIG. 6




FIG. 7