



US00D357396S

# United States Patent [19]

Ziemer et al.

[11] Patent Number: **Des. 357,396**

[45] Date of Patent: **\*\* Apr. 18, 1995**

[54] **SLAM LATCH DESIGN**

[75] Inventors: **Lynn B. Ziemer**, Ridley Park; **Robert D. Alyanakian**, West Chester, both of Pa.

[73] Assignee: **Southco, Inc.**, Concordville, Pa.

[\*\*] Term: **14 Years**

[21] Appl. No.: **21,404**

[22] Filed: **Apr. 15, 1994**

4,023,839 5/1977 Bisbing .  
4,470,624 9/1984 Bisbing .  
5,158,329 10/1992 Schlack .

### OTHER PUBLICATIONS

Southco Fasteners Handbook 40 (Southco, Inc., Pennsylvania 1990) p. G-36.

Fastener Facts #27 (Camloc Products, New Jersey, Jan. 1991) and drawing (Rexnord, Inc., New Jersey, Feb. 1, 1990).

Product Literature (Southco, Inc., Pennsylvania 1992).

*Primary Examiner*—Brian N. Vinson

*Attorney, Agent, or Firm*—Paul and Paul

### Related U.S. Application Data

[63] Continuation of Ser. No. 11,013, Jul. 23, 1993.

[52] U.S. Cl. .... **D8/331**

[58] Field of Search ..... **D8/330-331,**  
D8/339, 341, 302, 306, 307, 310, 313; 70/77-78,  
79, 91, 101, 162; 292/57, 80, 95, 121, 137, 163,  
177, DIG. 11, DIG. 12

### [57] CLAIM

The ornamental design for a slam latch, as shown and described.

### [56] References Cited

#### U.S. PATENT DOCUMENTS

D. 208,088 7/1967 Banner ..... D8/341 X  
D. 230,132 1/1974 Pastva, Jr. .... D8/341  
D. 324,636 3/1992 Schlack et al. .... D8/331  
3,389,932 6/1968 Pastva, Jr. .... 292/337  
3,841,674 10/1974 Bisbing et al. .  
3,850,464 11/1974 Bisbing et al. .  
3,918,754 11/1975 Isbister .

### DESCRIPTION

FIG. 1 is a front elevational view of a slam latch showing our new design;


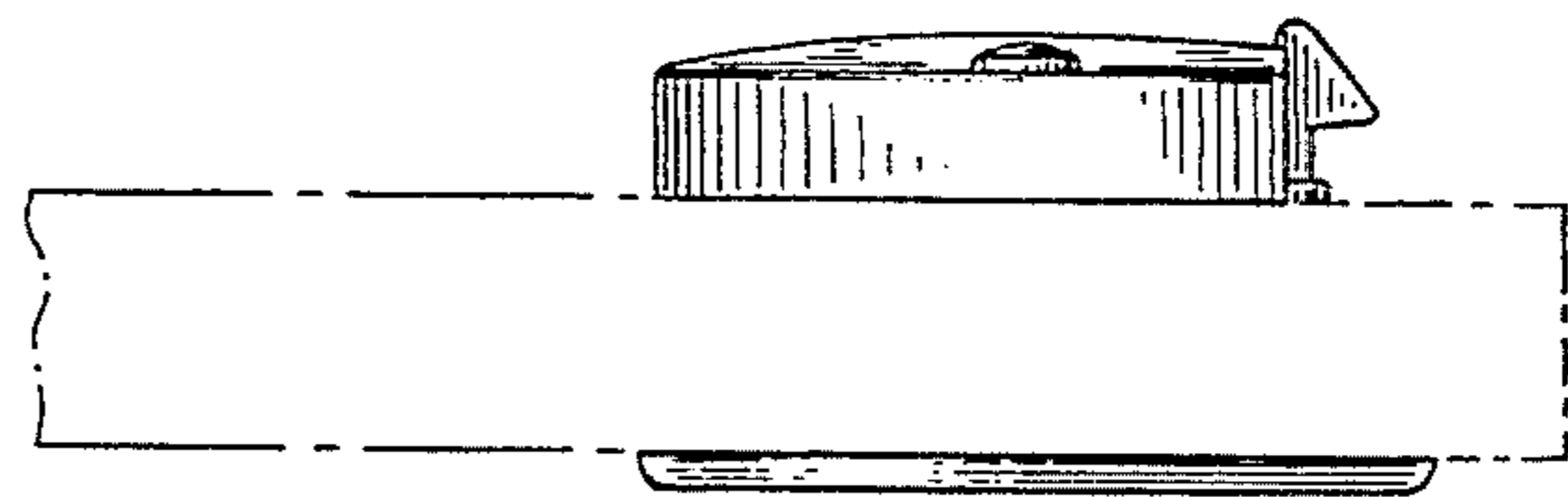

FIG. 2 is a top plan view thereof, the bottom being a mirror image of that shown;


FIG. 3 is a rear elevational view thereof;

FIG. 4 is a right side elevational view thereof; and,

FIG. 5 is a left side elevational view thereof.

The broken line-disclosure of a panel in which the slam latch is mounted is for illustrative purposes only and forms no part of the claimed design.





***Fig. 1***

