



US00D357358S

United States Patent [19]

[11] Patent Number: **Des. 357,358**

Schmotter et al.

[45] Date of Patent: **** Apr. 18, 1995**

[54] PACKAGED UNIT FOR BRUSHES

[75] Inventors: **Barbara K. Schmotter**, Stillwater;
James O. Kubokawa, St. Paul, both of
Minn.

[73] Assignee: **Minnesota Mining and
Manufacturing Company**, St. Paul,
Minn.

[**] Term: **14 Years**

[21] Appl. No.: **923,176**

[22] Filed: **Aug. 3, 1992**

[52] U.S. Cl. **D4/119; D4/132**

[58] Field of Search **D4/119-120,
D4/132, 135; 15/143.1, 159.1, 160, 191.1, 192,
193, 202, 176.1**

[56] References Cited

U.S. PATENT DOCUMENTS

D. 309,218	7/1990	Rueb et al.	D4/135
D. 318,762	8/1991	Rueb et al.	D4/135
2,426,315	8/1947	Marick	15/159.1
3,094,729	6/1963	Dalton	15/160 X
3,783,468	1/1974	Saloutos	15/202
4,469,223	9/1984	Smith	15/176.1 X
4,821,359	4/1989	Deziel et al.	15/159.1

OTHER PUBLICATIONS

U.S. Design patent application 07/923,172 filed Aug. 3, 1992.

U.S. Design patent application 07/923,175 filed Aug. 3, 1992.

Primary Examiner—James M. Gandy
Assistant Examiner—Lavone D. Tabor
Attorney, Agent, or Firm—Gary L. Griswold; Walter N. Kirn; William L. Huebsch

[57] CLAIM

The ornamental design for a packaged unit for brushes, as shown and described.

DESCRIPTION

FIG. 1 is a bottom perspective view of a packaged unit for brushes showing our new design;

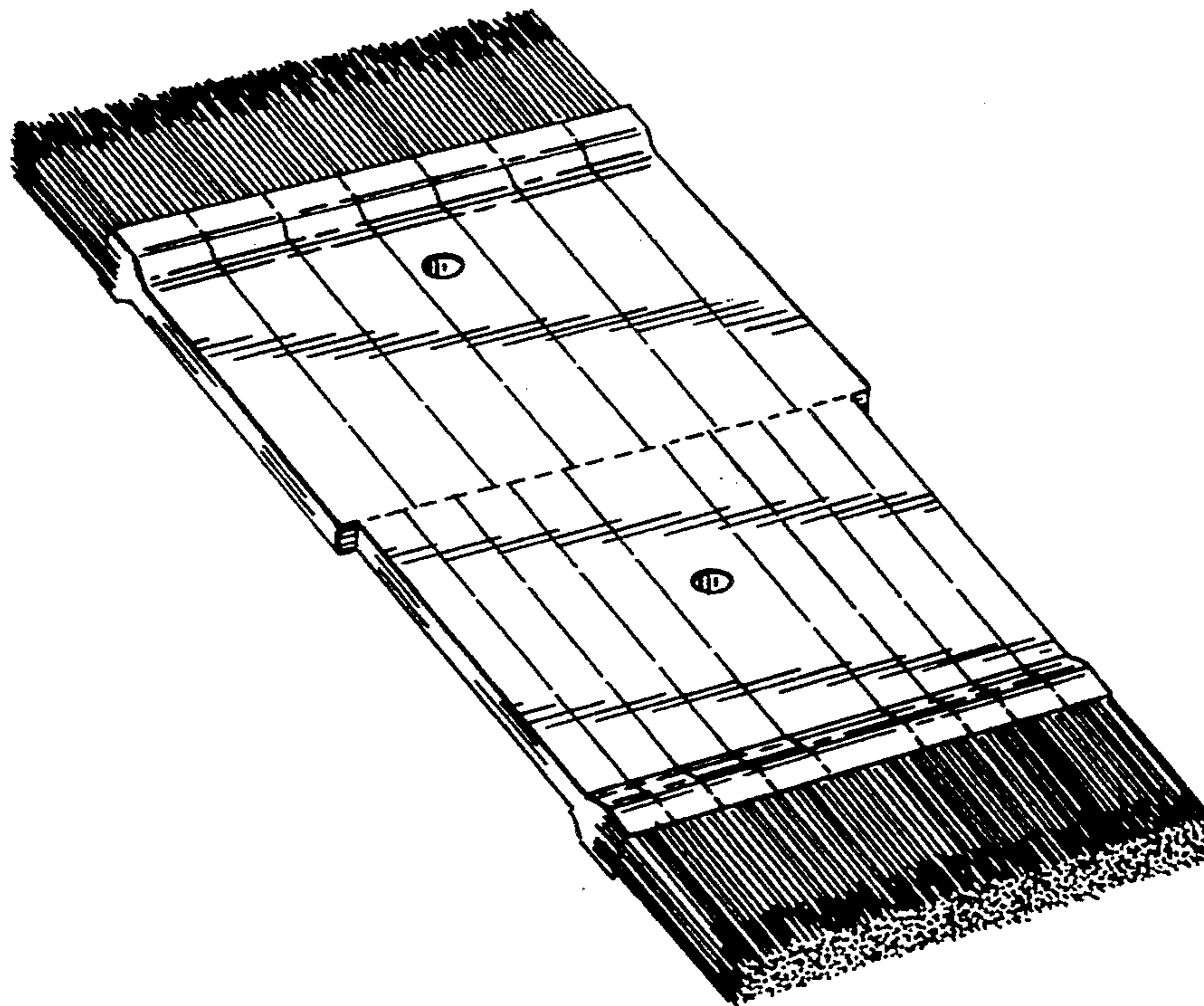
FIG. 2 is an enlarged top plan view thereof;

FIG. 3 is a right side elevational view thereof, the left side being a mirror image;

FIG. 4 is an end elevational view as seen from the top of FIG. 2; and,

FIG. 5 is an elevational view of the opposite end thereof.

The bristles are partially shown in FIGS. 4 and 5 for ease of illustration.






FIG. 1



FIG. 5



FIG. 4

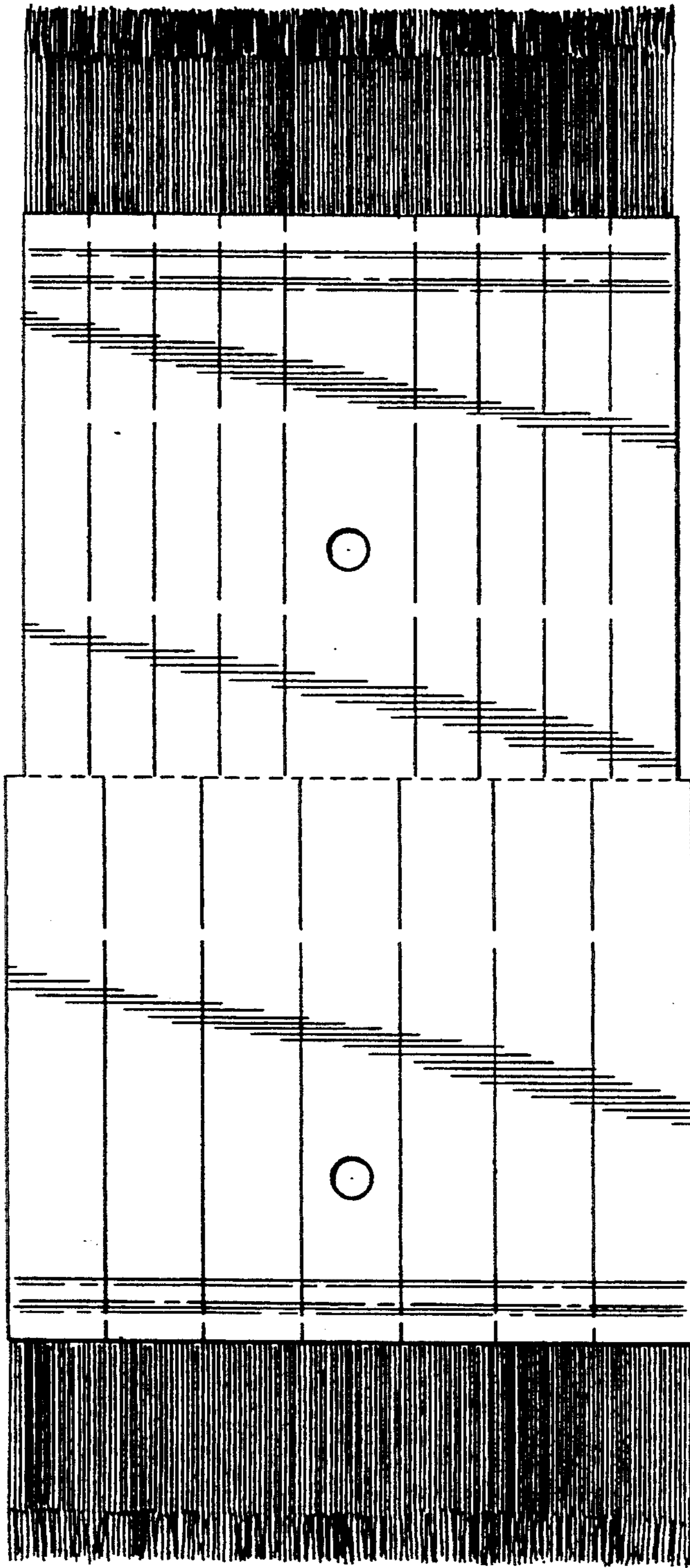


FIG. 2



FIG. 3