



US00D357349S

# United States Patent [19]

[11] Patent Number: **Des. 357,349**

Vasyli

[45] Date of Patent: **\*\* Apr. 18, 1995**

[54] **ORTHOTIC**

[75] Inventor: **Phillip J. Vasyli, Kirrawee, Australia**

[73] Assignee: **AOL International Pty. Ltd., Kirrawee, Australia**

[\*\*] Term: **14 Years**

[21] Appl. No.: **9,831**

[22] Filed: **Jun. 22, 1993**

[30] **Foreign Application Priority Data**

Jan. 12, 1993 [AU] Australia ..... 69/93

[52] U.S. Cl. .... **D2/961**

[58] Field of Search ..... **D2/961; 36/43, 44, 141, 36/147, 153, 180, 181**

[56] **References Cited**

**U.S. PATENT DOCUMENTS**

D. 296,493	7/1988	Diaz .....	D2/961
D. 332,003	12/1992	Brown .....	D2/961
1,281,987	10/1918	McSweeney .	
2,313,870	3/1943	Kewanee, III .....	12/148
2,401,514	6/1946	Scholl .....	36/71
2,409,594	10/1946	Sherman .....	12/146
2,653,396	9/1953	Gottlieb et al. ....	36/71
3,068,872	12/1962	Brody .....	D2/961
3,121,431	2/1964	Rosenhaft .....	128/595
3,859,740	1/1975	Kemp .....	36/71
4,216,778	8/1980	Weiss .	
4,232,457	11/1980	Mosher .....	36/44
4,346,525	8/1982	Larsen et al. ....	36/69
4,517,981	5/1985	Santopietro et al. .	
4,522,777	6/1985	Peterson .....	36/88
4,530,173	7/1985	Jesinsky, Jr. ....	36/92

4,557,060	12/1985	Kawashima .....	36/44
4,686,993	8/1987	Grumbine .....	36/43
4,702,255	10/1987	Schenkl .....	36/44
4,823,420	4/1989	Bartneck .....	36/44
5,282,326	2/1994	Schroer, Jr. et al. ....	36/181 X

**FOREIGN PATENT DOCUMENTS**

23693/84	8/1984	Australia .
150187	5/1987	Germany .

*Primary Examiner*—Louis S. Zarfes  
*Attorney, Agent, or Firm*—Kinney & Lange

[57] **CLAIM**

The ornamental design for an orthotic, as shown and described.

**DESCRIPTION**

FIG. 1 is a top perspective view of my new design;  
 FIG. 2 is a side view thereof;  
 FIG. 3 is a bottom plan view thereof;  
 FIG. 4 is an opposite side view thereof;  
 FIG. 5 is a top plan view;  
 FIG. 6 is a schematic bottom plan view as in FIG. 3, indicating the sectional views for FIGS. 7-11;  
 FIG. 7 is a sectional view taken along line 7-7 in FIG. 6;  
 FIG. 8 is a sectional view taken along line 8-8 in FIG. 6;  
 FIG. 9 is a sectional view taken along line 9-9 in FIG. 6;  
 FIG. 10 is a sectional view taken along line 10-10 in FIG. 6; and,  
 FIG. 11 is a sectional view taken along line 11-11 in FIG. 6.

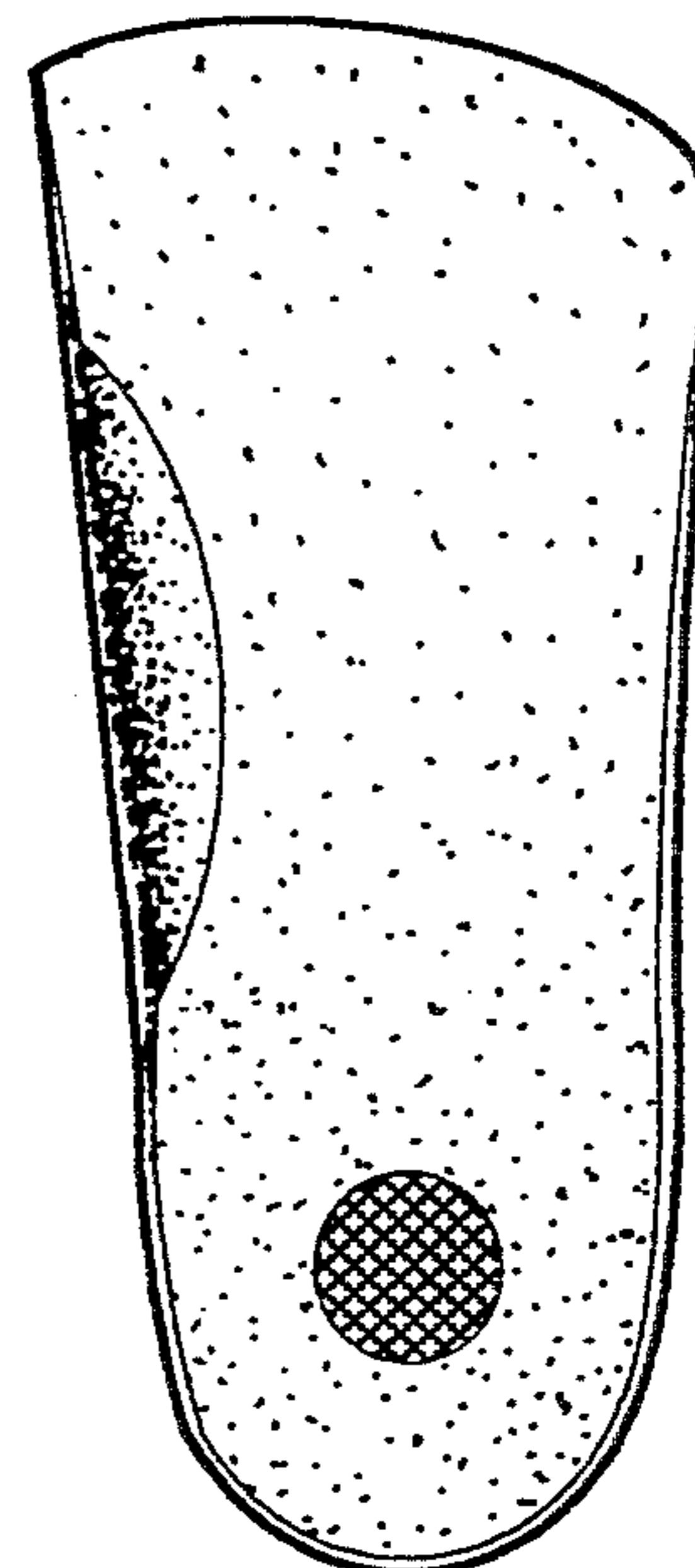
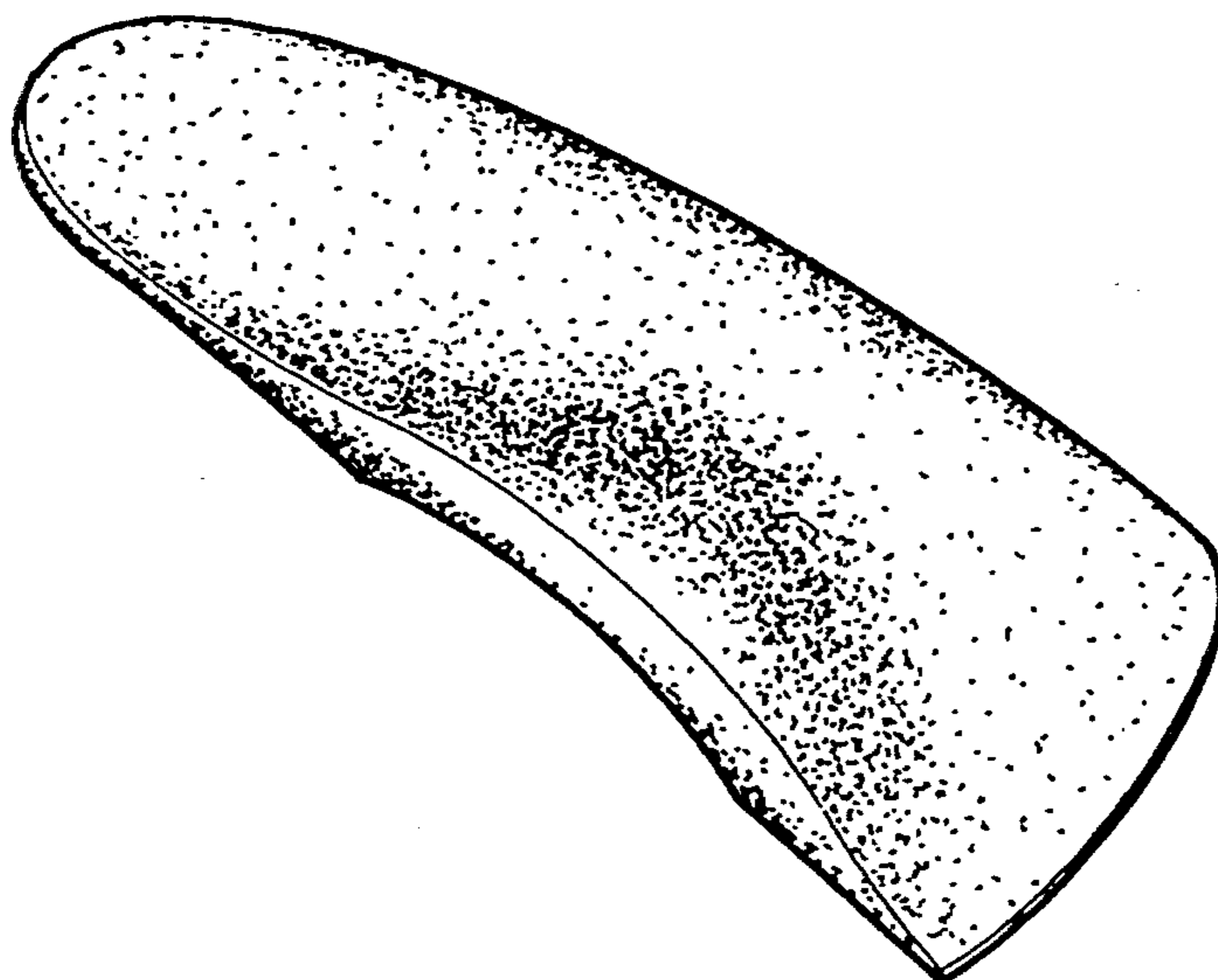


Fig 1.

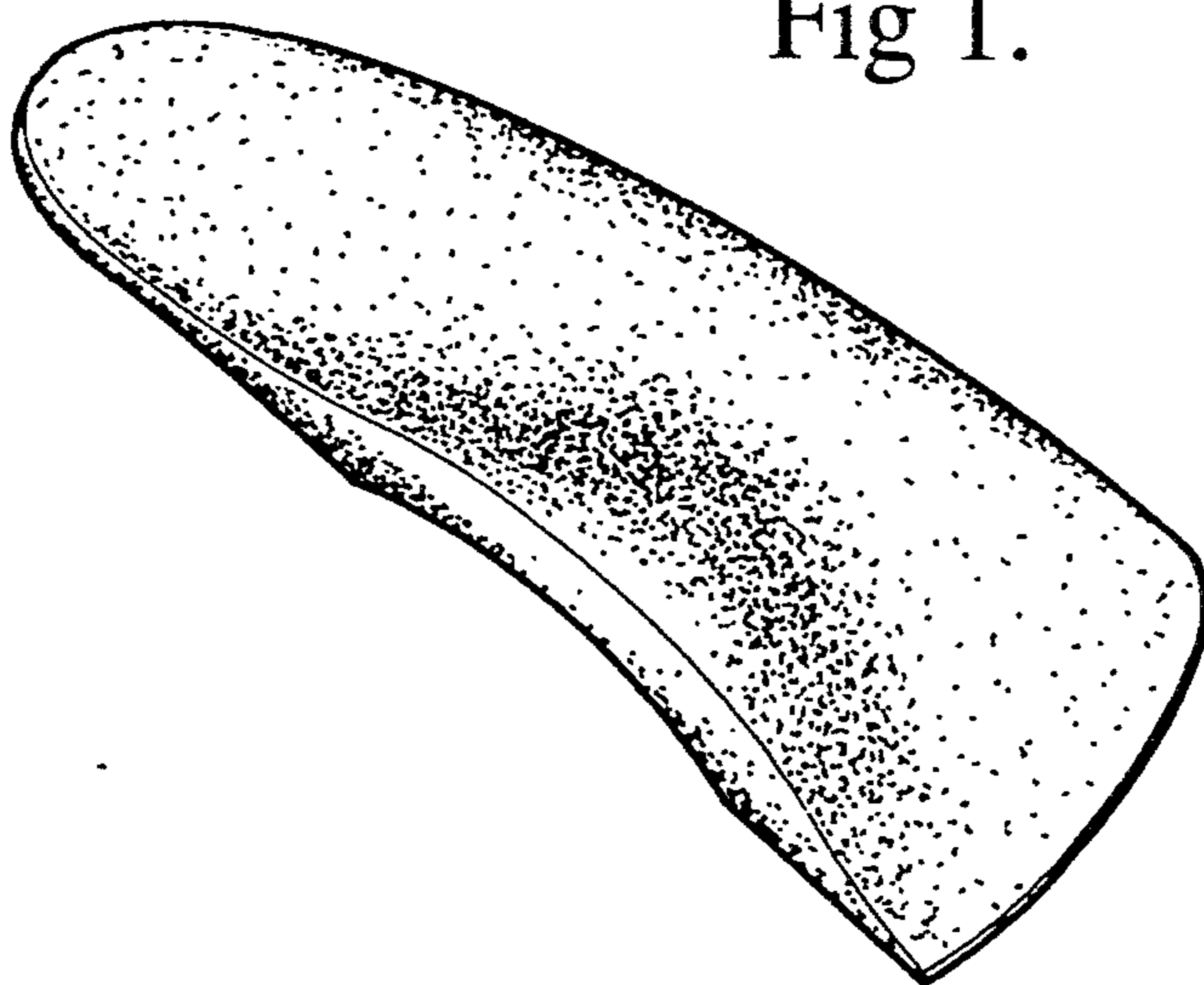


Fig 2.



Fig 3.

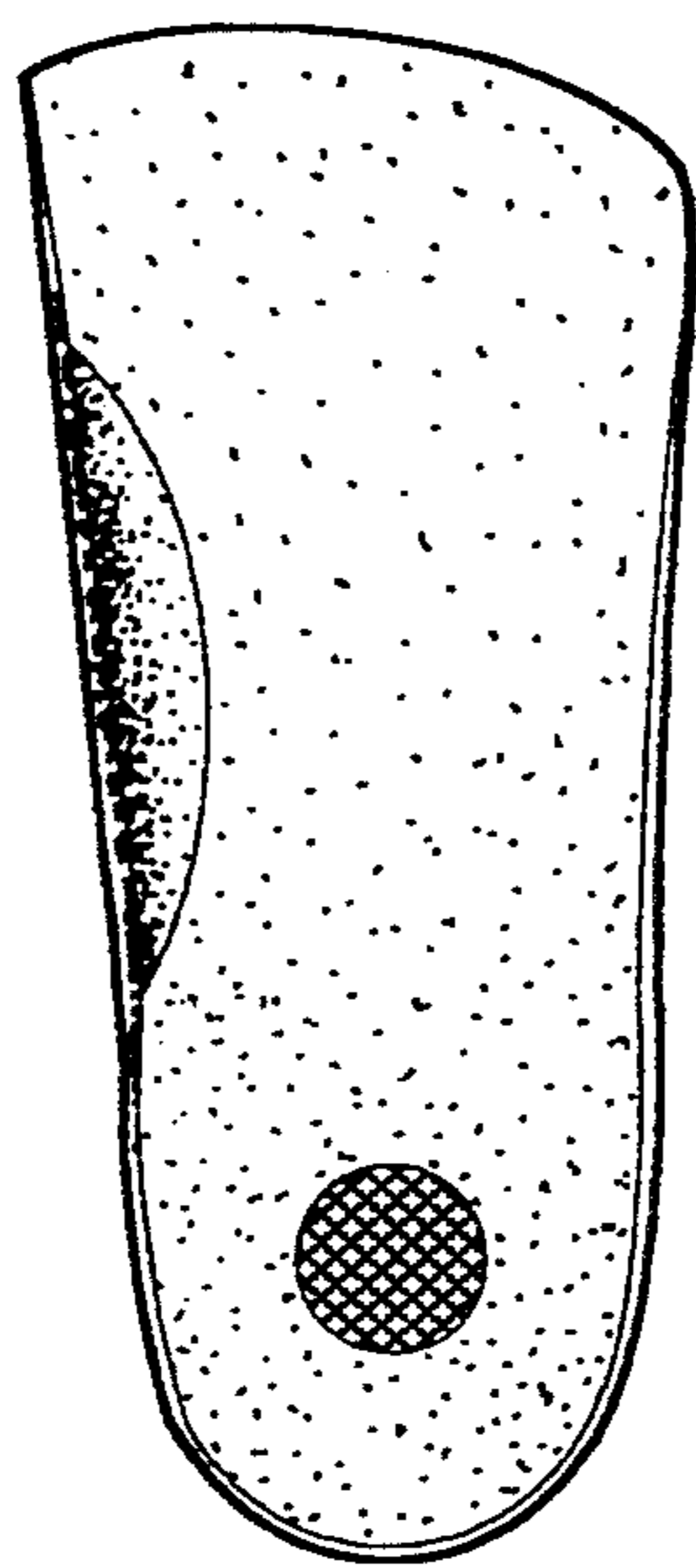



Fig 4.



Fig 5.



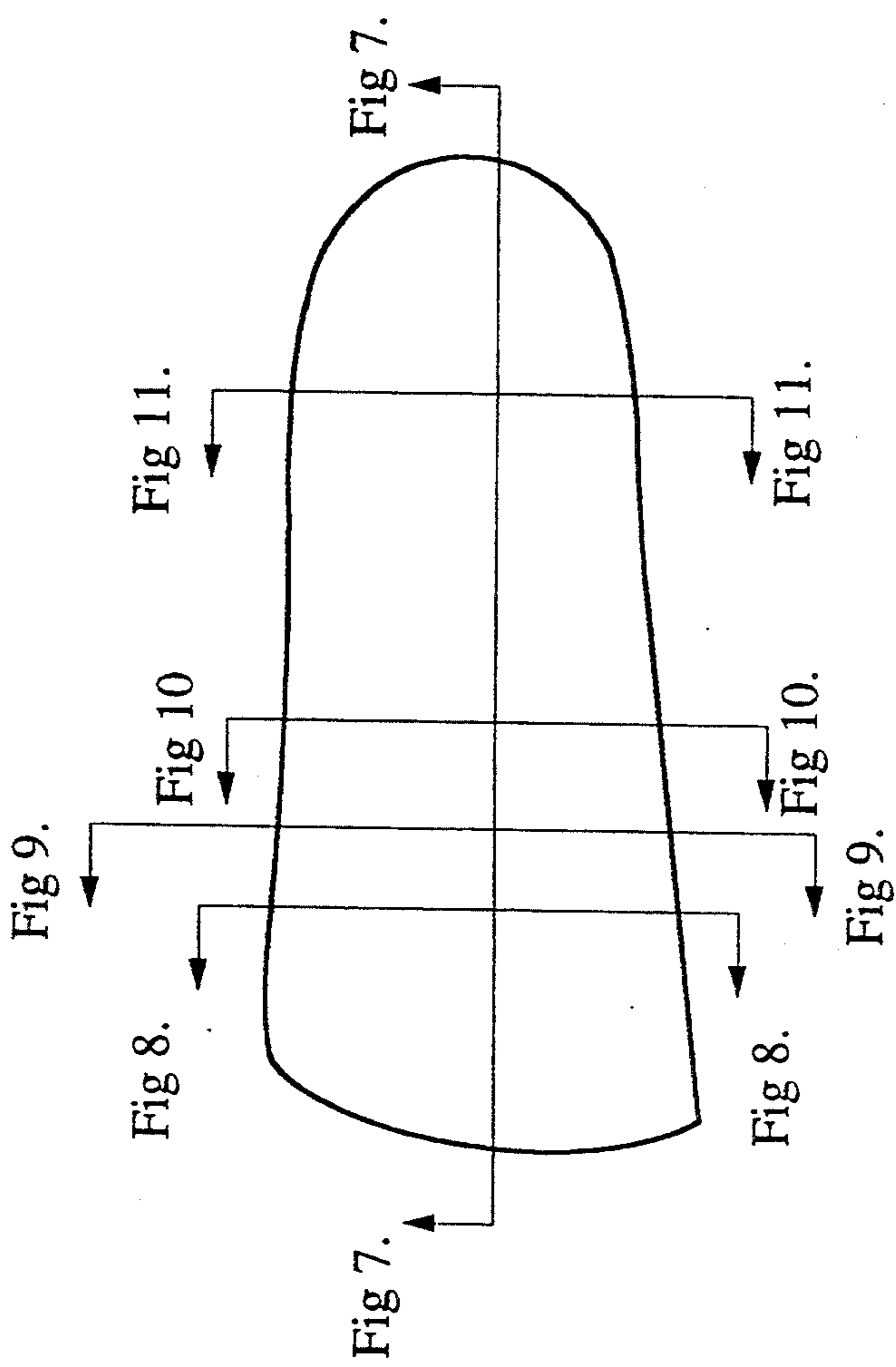


Fig 6.

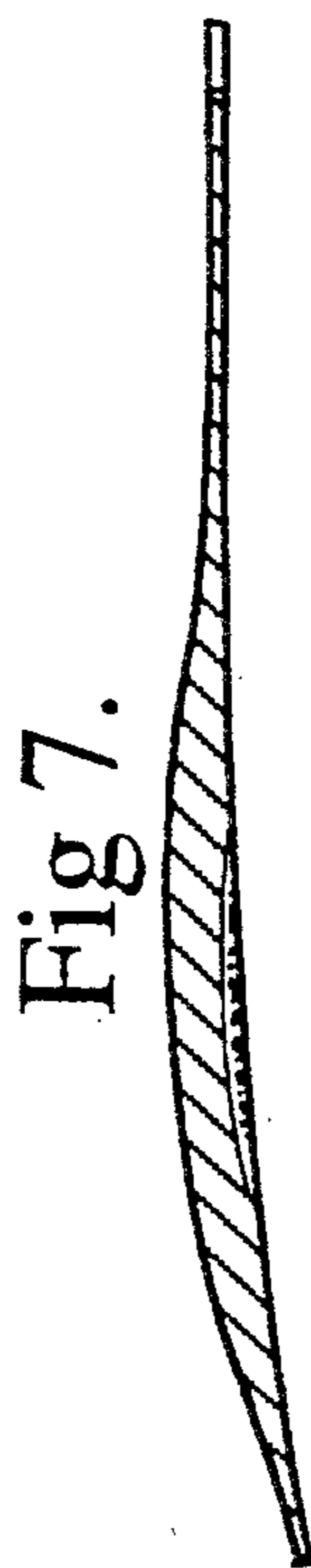


Fig 7.

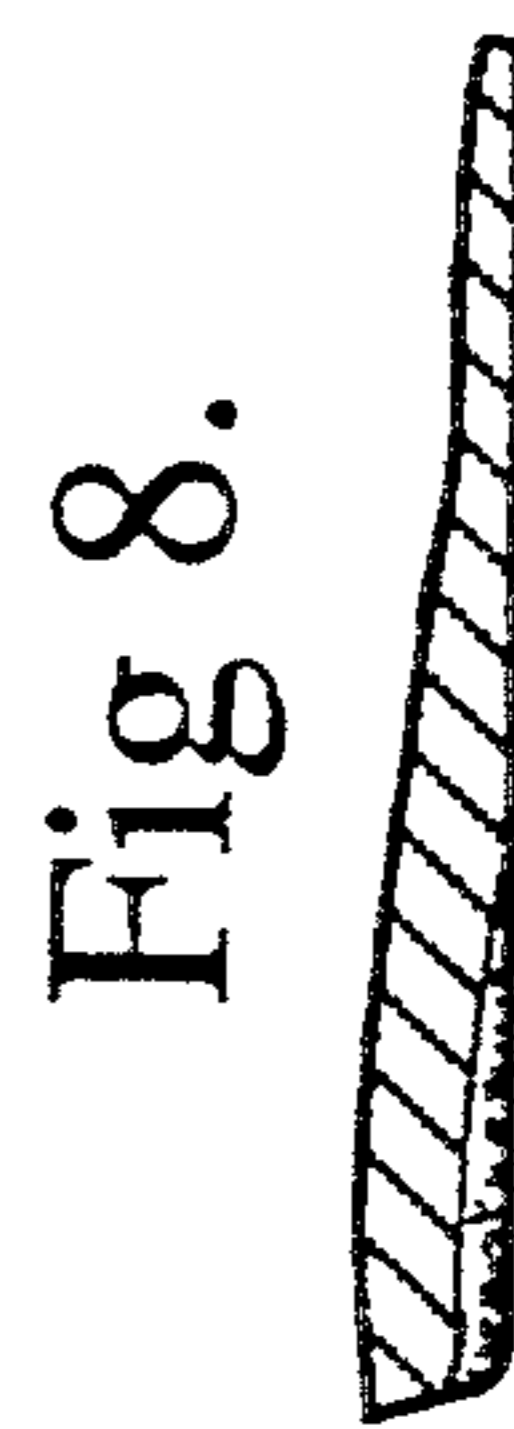


Fig 8.



Fig 9.

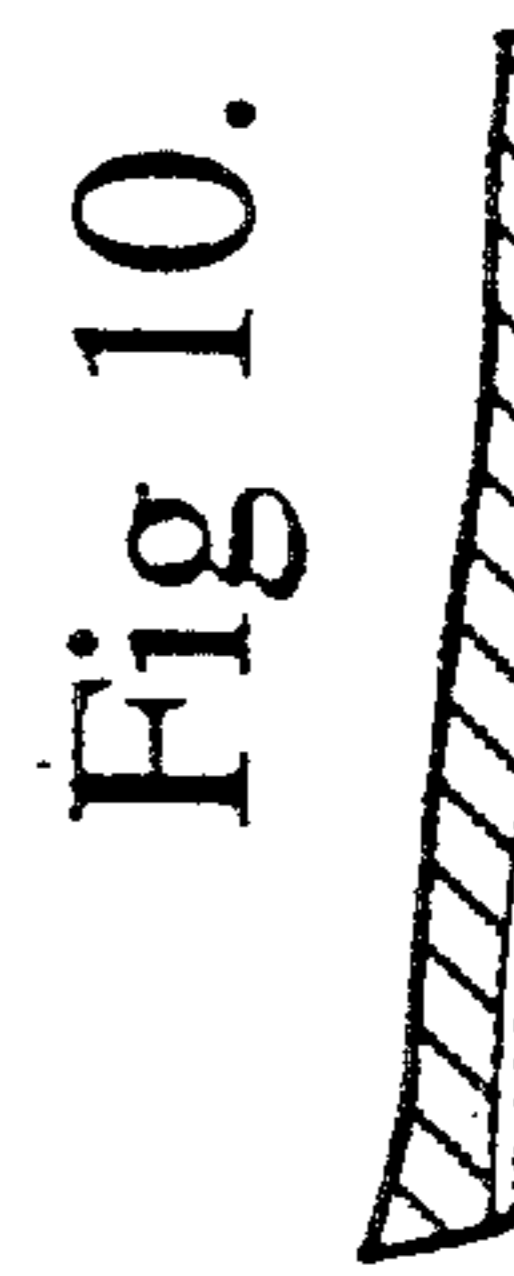


Fig 10.

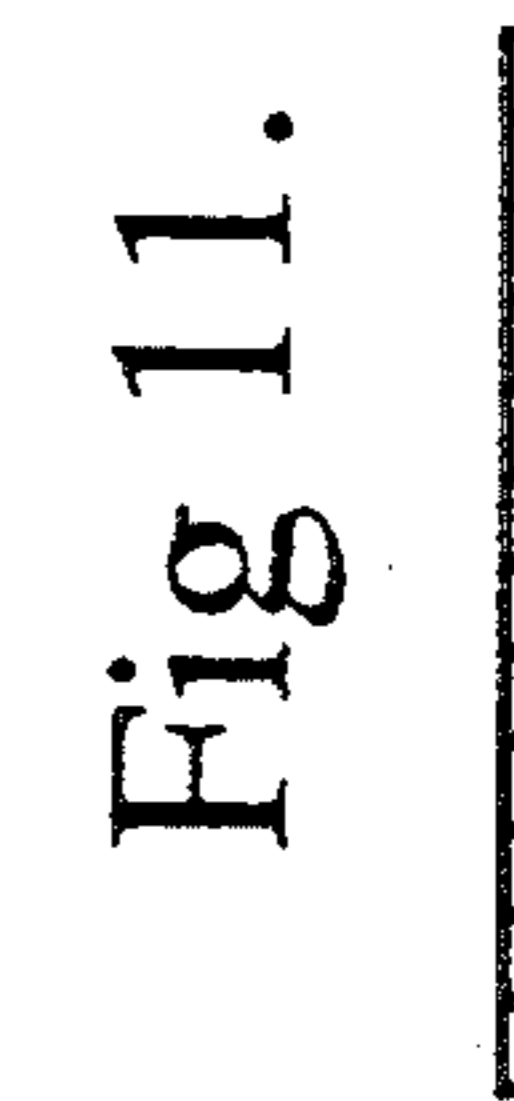


Fig 11.